

# TEMPTABQA: Temporal Question Answering for Semi-Structured Tables

Vivek Gupta<sup>1‡\*</sup>, Pranshu Kandoi<sup>2†</sup>, Mahek Bhavesh Vora<sup>2†</sup>, Shuo Zhang<sup>3‡</sup>  
Yujie He<sup>3</sup>, Ridho Reinanda<sup>3</sup>, Vivek Srikumar<sup>4</sup>

<sup>1</sup>University of Pennsylvania, <sup>2</sup>IIT Guwahati, <sup>3</sup>Bloomberg, <sup>4</sup>University of Utah,  
gvivek@cis.upenn.edu, {k.pranshu,v.mahek}@iitg.ac.in, svivek@cs.utah.edu,  
{szhang611, yhe247, rreinanda}@bloomberg.net

## Abstract










Semi-structured data, such as Infobox tables, often include temporal information about entities, either implicitly or explicitly. *Can current NLP systems reason about such information in semi-structured tables?* To tackle this question, we introduce the task of temporal question answering on semi-structured tables. We present a dataset, TEMPTABQA, which comprises 11,454 question-answer pairs extracted from 1,208 Wikipedia Infobox tables spanning more than 90 distinct domains. Using this dataset, we evaluate several state-of-the-art models for temporal reasoning. We observe that even the top-performing LLMs lag behind human performance by more than 13.5 F1 points. Given these results, our dataset has the potential to serve as a challenging benchmark to improve the temporal reasoning capabilities of NLP models.

## 1 Introduction

Reasoning about temporal aspects of factual information presents a fundamental challenge for contemporary Natural Language Processing (NLP) systems. Factual information related to an entity often evolves over time, and understanding it requires understanding the scope of knowledge and temporal intervals. Furthermore, this factual information is also scattered across semi-structured data in several different forms. These forms include both implicit and explicit representations (see Figure 1 for an example). The wide prevalence of these characteristics creates major challenges for NLP models. It requires these models to effectively handle changes over time and extract valuable insights from time-dependent data.

Previous studies have primarily concentrated on question answering (Pasupat and Liang, 2015; Krishnamurthy et al., 2017) and inference (Gupta

\*Work done during an internship at Bloomberg. †Equal contributions. ‡Corresponding authors.

Petya Nedelcheva		
Personal information		
Country		Bulgaria
Born	July 30, 1983 (age 38)	Stara Zagora, Bulgaria
Height	1.74 m (5 ft 9 in)	
Weight	76 kg (168 lb)	
Handedness	Right	
Coach	Orlin Tsvetanov	
Women's singles & doubles		
Highest ranking	8 (WS 23 August 2007)	3 (WD 2 December 2010)
Current ranking	Retired (In 2018)	
Medal record		
Women's badminton		
Representing  Bulgaria		
European Championships		
	2010 Manchester	Women's doubles
	2014 Kazan	Women's doubles
European Women's Team Championships		
	2016 Kazan	Women's team
	2014 Basel	Women's team
European Games		
	2015 Baku	Women's singles
European Junior Championships		
	2001 Spala	Girls' singles
	2001 Spala	Girls' doubles

- Q1: How many years elapsed between Nedelcheva's 1<sup>st</sup> and last silver medals? A1: 6 years  
Q2: How many bronze medals has Nedelcheva's won since 2013? A2: 3  
Q3: Which country did Nedelcheva's represent in the 2015 European Games? A3: Bulgaria  
Q4: What was the ranking difference between Nedelcheva's top doubles and singles performances? A4: 5

Figure 1: A semi-structured table of women badminton players (source: Wikipedia) along with accompanying temporal questions and their respective answers from TEMPTABQA.

et al., 2020; Chen et al., 2020b) concerning numerical aspects of semi-structured tables. They typically examine tables without time-related information and focus on queries with predominantly non-temporal contexts. Research on temporal aspects in entity-centric tables, such as Wikipedia Infoboxes, has been limited (Gupta et al., 2020; Neeraja et al., 2021; Kumar et al., 2022). Morales et al. (2016) introduced question answering in an entity-centric table context. However, the questions in the dataset are simple and non-temporal, and it's worth noting that the dataset is not open source. Existing studies have only considered a few temporal aspects and addressed a small number of

time-related factors. Advances in modeling techniques, including table pre-training and targeted fine-tuning, have substantially improved reasoning on semi-structured tables (Müller et al., 2021; Eisenschlos et al., 2020). Moreover, large language models (LLMs) have exhibited impressive performance across various domains, such as general, finance, and medical, demonstrating their mathematical, knowledge-based, and common-sense reasoning capabilities (Chen et al., 2021d; Aly et al., 2021; Wang et al., 2021; Lu et al., 2023). However, the effectiveness of these models in handling temporal aspects remains understudied. Consequently, this paper seeks to address the following research question: “*Can modern NLP models effectively reason about temporal information in semi-structured tables?*”

To effectively address the above question, we introduce a new task called *temporal question answering on entity-centric semi-structured tables*. Figure 1 shows an example. We curate a comprehensive (covering diverse domains), specialized (temporally aligned), and human-verified dataset, TEMPTABQA. It consists of 11,454 question-answer pairs extracted from 1,208 Wikipedia Infobox tables across more than 90 domains. Both the tables and questions in TEMPTABQA are encompass numerous temporal terms. For example, the Figure 1 table involve multiple dates, age, years, and the corresponding questions also incorporate temporal terms, such as first and last, years (since 2013), ranking, and more. These enhanced tables incorporate temporal information, ensuring that all queries have time-related components. This dataset is the first to explore question-answering and temporal reasoning in semi-structured data.

We conduct analysis of temporal reasoning challenges in TEMPTABQA, offering both qualitative and quantitative insights. Most questions in TEMPTABQA are abstractive and necessitate mathematical calculations over temporal concepts to arrive at correct answers. The dataset also encompasses additional test sets to evaluate reasoning in rare domains. Our findings indicate that temporal reasoning in TEMPTABQA poses greater challenges compared to non-temporal reasoning in previous tabular datasets. Our assessment of contemporary NLP systems on the TEMPTABQA benchmark exposes their subpar performance in comparison to humans. Humans excel at temporal reasoning, delivering accurate answers and in-

depth explanations. In contrast, our error analysis shows that models frequently make mistakes, particularly when faced with complex temporal reasoning questions. Consequently, our dataset serves as a challenging testbed for investigating effective temporal reasoning within semi-structured information.

Our paper marks a significant milestone by pioneering the creation of complex temporal question answering datasets, specifically tailored to entity-centric tables. Our primary objective was to introduce a novel challenge – addressing intricate temporal questions within this context. The TEMPTABQA dataset not only demands sophisticated reasoning but also necessitates a firm grasp of temporal common sense, adept handling of arithmetic and numerical aspects. Our work sheds light on the unique temporal specificity of this dataset, setting it apart from existing models. Furthermore, we delve deep into this differentiation, offering a comprehensive array of statistics and analyses that illuminate the multitude of temporal reasoning challenges posed by the dataset. The findings from above enhance our understanding of temporal reasoning in tables and encourage further research.

The TEMPTABQA dataset can be accessed at <https://zenodo.org/records/10022927>. For relevant analysis and modeling scripts refer at <https://temptabqa.github.io>.

## 2 Motivation

**Dynamic Nature of Information.** Tables serve as structured representations that organize and record diverse information types, making them highly useful for studying an entity’s timeline. They offer a comprehensive record of events, enabling clear visualization of the evolution of various aspects over time. By capturing a chronological sequence of events, tables allow us to analyze the progression of positions, changes in marital status, and the acquisition of awards, serving as reliable sources for temporal reasoning. Additionally, entity-centric tables, such as Wikipedia Infoboxes, significantly differ from both unstructured and fully structured data (SQL tables and KGs). These tables possess a semi-structured nature and store data in intricate implicit forms, as discussed in the context of semi-structured tables (Gupta et al., 2020).

**Tables in the Real World.** Complex temporal question answering applied to entity-centric semi-structured tables, like Wikipedia Infoboxes, has

broad applicability across various fields. In historical research and education, it helps scholars, historians, and students extract precise historical details, while in financial analysis, it empowers analysts with historical financial data for informed investment decisions. In medical research, it aids in accessing historical medical data and clinical trial timelines, and legal professionals use it to review historical legal records. Journalists gain historical context, linguists analyze language dynamics, and businesses optimize supply chains through historical data. Environmental researchers, policy analysts, travelers, software developers, and archivists all benefit from this versatile tool. This underscores the significance of discovering valuable information within tables across a broad spectrum of diverse fields.

**Why Temporal Questions Answering?** Temporal questions require reasoning based on time-related information, falling into two main categories: explicit and implicit: (a.) Explicit temporal questions directly involve time-specific details like dates, years, or hours, demanding precise knowledge. For example, in Figure 1, question such as ‘When was the Nedelcheva’s was born?’ is an explicit temporal question. (b.) Implicit temporal questions rely on temporal terms and relationships that indicate the temporal order or context of events or entities. These questions may include terms like "rank," "before," "after," "predecessor," "successor," and similar expressions. In such cases, the temporal dimension isn’t explicitly stated (e.g., mention of year not in the table) but must be inferred (or extracted) from the given context with understanding of the relationships between elements. For instance, in Figure 1 ‘How many Bronze medals did Nedelcheva’s won before 2013?’ assumes an implicit understanding of the temporal sequence. In essence, addressing temporal questions involves comprehending and manipulating time-related information, whether explicit or implicit. This skill is vital in domains spanning historical research to natural language understanding, enabling effective reasoning about temporal aspects within data.

**Why a new Table QA dataset?** Current datasets such WIKITABLEQUESTIONS (Pasupat and Liang, 2015), SQUALL (Shi et al., 2020), FINQA (Chen et al., 2021d), TAT-QA (Zhu et al., 2021), HYBRIDQA (Chen et al., 2020c), FETAQA (Nan et al.,

2022), SequentialQA(SQA) (Iyyer et al., 2017), and WIKISQL (Zhong et al., 2017) for question-answering on table are limited in terms of both quantity and complexity of temporal questions. Table 31 show broad comparison across several tabular datasets. They fail to cover crucial aspects of temporal reasoning, necessitating the creation of a new manually curated dataset that specifically focuses on answering temporal questions related to tables. Our dataset, TEMPTABQA, can serve help train and evaluate models, aiding the development of more accurate and robust systems capable of effectively reasoning with temporal information in table-based contexts.

### 3 Our TEMPTABQA Dataset

We create a benchmark for answering temporal questions on entity-centric tables across domains.

#### 3.1 Data Creation

**Table Domains Selection.** TEMPTABQA is built with Infobox tables from various Wikipedia articles across more than 90 categories. We focus on domains with time-related attributes in tables, particularly articles with Infoboxes containing temporal values. We analyze 1,208 Infobox templates<sup>1</sup> to compile a varied domain list, prioritizing entity tables with numerous temporal values like dates and times. Our analysis indicates that longer tables from popular and highly viewed articles contain a higher amount of temporal information, including an increased presence of temporal terms. As a result, these longer tables are deemed more appropriate for inclusion in TEMPTABQA.<sup>2</sup>

**Annotation Procedure.** To generate question-answer pairs from selected tables, we engage Amazon Mechanical Turk crowd-workers. MTurk annotators draft both the temporal question and answer based on a provided table. To ensure clarity, we instruct annotators to write clear, unambiguous, pronoun-free questions with grammatically complete answers. We also direct them to avoid yes/no questions and trivial questions that do not require temporal reasoning. This annotation approach ensures that the questions are challenging enough to evaluate models. We advise annotators to avoid

<sup>1</sup>[https://en.wikipedia.org/wiki/Wikipedia:List\\_of\\_infoboxes](https://en.wikipedia.org/wiki/Wikipedia:List_of_infoboxes)

<sup>2</sup>We extract tables using BeautifulSoup4 and the Wikipedia extraction API.

repeating question patterns and instead use different starting tokens like "What," "When," "Whose," "How," "Where," "Who," "How many," etc., in order to prevent biased evaluation results. We instruct them to incorporate multiple unique rows from the table when formulating questions, including logical aspects that require reasoning to enhance complexity and variation. This evaluation approach ensures that the model’s ability to reason across different parts of the table is assessed, and the questions are not overly basic. We encourage annotators to actively create unique questions, avoiding repetition and incorporating linguistic variation. This process fosters the generation of novel and interesting questions.

To answer the questions, we asked Turkers to provide brief responses in the form of phrases rather than full sentences. Additional information regarding Turkling cost, annotator statistics, bonus and reward criteria, batch splitting, and other details are outlined in the appendix §D.

**Dealing with Annotation Bias.** Annotators may rely on personal biases, leading to position, selection, and popularity biases. They might also use repetitive question patterns and similar logical reasoning. To address these biases, we implemented measures such as: (1) *Diverse Table Categories*: Including tables from various categories in a single batch for diversity, with 12 distinct domains and no more than 3 tables from the same domain. (2) *Removal of Popular Rows*: Excluding frequent keys in entity tables, such as "Year Active," "Born," "Died," etc. (3) *Shuffling and Reordering*: Addressing position bias by shuffling table content and reordering subheadings like tournament titles, medal tallies, and awards. (4) *Mitigating Selection Bias*: Lessening selection bias by removing popular subsections, such as the "Olympics" section from an athlete table.

### 3.2 TEMPTABQA Statistics and Analysis

**Dataset.** Table 1 presents key metrics, including average row count, total unique tables, total questions, and average questions per table. We provide two test sets instead of one: the **Head** set with popular frequent domains, and the **Tail** set with rarer domains. Data split for train, development, head, and tail test sets are shown in Table 2.

**Questions.** Table 3 describes the composition and complexity of questions in our dataset. It presents the percentage of simple and complex

Metric	Statistics	Metric	Statistics
#average rows	22	#unique tables	1208
#questions	11454	#question/table	9.5

Table 1: TEMPTABQA dataset statistic.

Dataset	#categories	#tables	#QA
train	73	784	7680
dev	67	97	885
head-set	73	202	1851
tail-set	19	125	1038

Table 2: TEMPTABQA dataset splits statistic.

questions, taking into account multiple time-frame reasoning, the presence of single or multiple entities, and the inclusion of mathematical operations on temporal aspects. A question is deemed complex if it involves at least two simultaneous temporal reasoning steps from the categories of before-related, after-related, and in-between/during-related. Further details regarding these analyses, including mathematical operations such as min, max, count, average, difference, and comparison, can be found in Table 5.

Question Type	Percent(%)	Question Type	Percent(%)
Simple	57.81	Complex	42.19
Multiple Entity	47.90	Single Entity	52.10

Table 3: TEMPTABQA questions complexity.

We examine the required temporal intervals, including before, after, and present, as shown in Table 4. To categorize questions as *current*, we use keywords such as "until", "in", "during", "while", "at the same time", "meanwhile," "when", "since", and soon. *Past* questions contained keywords such as "before", "previous to", "prior to", "preceding", and soon., and *future* questions contained keywords such as "after", "following", "successor", "followed by", and soon.

Type	Percent(%)	Interval	Percent(%)
#implicit	63.23	Past	3.08
#explicits	36.76	Future	8.48
#ordinal	18.63	Present	66.64

Table 4: TEMPTABQA question reasoning type.

In addition, Table 4 also distinguishes between explicit and implicit temporal questions. Explicit questions mention a specific time or date, while implicit questions do not mention explicitly such temporal references. We also identified questions that used ordinal words or implied ranking or counting operations.



**Answers.** Table 6 breaks down answer types by counting examples whose answers are for several entity types: money, person, organization, location, percentage, and product.

Operation	#QA	Operation	#QA	Operation	#QA
Maximum	402	Sum	312	Count	3564
Minimum	377	Average	40		
Difference	98	Compare	133		

Table 5: TEMPTABQA questions mathematical operations.

Analysis	Entity	#QA	Entity	#QA
Entity Type	Money	97	Location	411
	Person	843	Organization	384
	Percentage	44	Product	57
Analysis	Type	#QA	Type	#QA
Complexity	Count	2130	Ranking	58
	Boolean	45	Temporal	4823
	Age	1085		

Table 6: TEMPTABQA answer entity type and complexity.

Furthermore, we also evaluates answer complexity based on types such as count cardinal, ranking ordinal, boolean (Yes/No), temporal (Date/Time/Year), and age-related terms.

### 3.3 TEMPTABQA Dataset Validation

To ensure answer correctness in TEMPTABQA, we validate the development and two test sets by assigning three annotators to answer the questions based on the table. Annotators are instructed to provide concise yet comprehensive explanations to ensure accuracy and logical reasoning. The given instructions to annotators are as follows: (a.) *Use Table Information Only*: Annotators are instructed to rely solely on the table information, avoiding external knowledge except for common sense reasoning. (b.) *Clear, Concise, and Unambiguous Answers*: Annotators are asked to clear, concise, complete, and unambiguous answers and explanations, ensuring accuracy and clarity in the validation process. (c.) *Avoid Opinions or Assumptions*: To maintain objectivity and accuracy, annotators are instructed to refrain from including personal opinions or assumptions in their explanations. (d.) *Exclude Acronyms or Abbreviations*: To ensure clarity and avoid confusion, annotators are instructed to avoid using acronyms or abbreviations in their explanations. (e.) *Current Date and Year*: During the annotation process, we instructed annotators to consider December 2022 as the current month when answering questions that involve the present moment.

Dataset	Majority Agreement	Human Accuracy
Dev set	91.56	86.36
Head Test	93.62	86.17
Tail Test	89.73	86.47

Table 7: Data Validation Statistics, here both metric report the exact match.

**TEMPABQA Filtering.** We use pre-processing to refine our training set, removing non-temporal and basic questions. The test and development sets undergo manual reviews by NLP experts after initial script-based filtering to maintain quality, focusing on complex temporal queries. We correct errors and prioritize questions that demand advanced reasoning, excluding those with direct answers or requiring external knowledge. Annotators were instructed to provide clear answers. However, some answers varied in format like "365 days" versus "one year". We made sure evaluation didn't penalize format differences, applying regex rules validated by human checks. For more details on filter refer to the appendix §D.

In the development set, less than 10% of questions, under 7% in the Head set, and under 11% in the Tail set were ambiguous, as shown in Table 7. Under 3% of questions were subjective. The most errors came from complex reasoning, whereas date-time errors were typically a year off. Around 82% of the annotated questions reach a clear majority consensus, demonstrating high agreement among annotators. For non-consensus questions, another review boosted agreement by 8-10%. By comparing the majority and gold answers, human accuracy was found to be 86%, as detailed in Table 7. See appendix §D, table 30 for fine-grained agreement.

## 4 Experimental Evaluation

We address the following research questions through our experiments: (a.) Is the new dataset TEMPTABQA challenging for existing models? (b.) Does finetuning on TEMPTABQA enhance model performance? (c.) Does providing few-shot examples and chain of thought reasoning benefit them? (d.) Is the performance on the tail domains worse than on the head domains?

**Evaluation:** We use the following metrics to evaluate the models: F1 score (F1), Exact Match (EM), Rouge 1 (R1) and 2 (R2), and Meteor (MET). For evaluation purposes, we treat December 2022 as the current month and year. To ensure models are aware of this, in all experiments, we add a new table row 'Current Date: December, 2022'.

**Models for Comparison.** Since most of the questions in TEMPTABQA require temporal and numerical reasoning to answer and are abstractive in nature, we mostly use decoder-only models (except for BART which are encoder-decoder models). We consider the following models: (a.) **Fine-tuned model:** BART-Large, T5-XL, and Flan-T5-XL, along with smaller versions, all fine-tuned on TEMPTABQA. (b.) **Zero-shot LLM:** T5-XXL, Flan-T5-XXL, LLaMA-2, GPT-3.5 and 4, and PaLM along with smaller versions, without fine-tuning. (c.) **Few-shot LLM:** Same models as with zero-shot but in few shot settings with three reference examples. (d.) **Few-shot LLM with Chain of Thoughts:** Similar to the few-shot setup, but with chain-of-thought (Wei et al., 2022) reasoning included with examples.<sup>3</sup>

For additional details on these models, including hyperparameter information, please refer to the appendix §C.

#### 4.1 Our Findings: Results and Analysis

Table 8, 9, 10, 11 show the zero-shot, fine tuned, few-shot w/o chain of thoughts and few-shot with chain of thoughts prompting models performance.

**TEMPABQA is Challenging.** The dataset presents an challenging task, with all models performing significantly worse than the human, refer to Table 8, 9, 10, 11. Even our top-performing model, GPT-4 with Chain of Thought prompting, lags behind humans by 13.19 and 20.61 F1 points on the Head and Tail sets, respectively. Additionally, our best fine-tuned model, Flan-T5-XL, trails even further behind, with a margin of 31.75 and 32.58 F1 points on the Head and Tail sets.<sup>4</sup> Furthermore, the GPT model consistently outperforms other models, such as Flan-T5 and T5, in both zero-shot and few-shot settings. Turning tables into knowledge graphs (+KG)<sup>5</sup> results in the model’s superior performance compared to conventional linearization methods.

**Fine-tuning Helps.** Our findings, in Table 9, highlight the significant advantages of fine-tuning medium-scale models. Remarkably, fine-tuned Flan-T5-XL models outperform the non-fine-tuned

<sup>3</sup>We didn’t include TabT5 due to proprietary industry restrictions (not published in the open source dataset).

<sup>4</sup>Due to resource limitations we didn’t fine-tuning models larger than XL size.

<sup>5</sup>We use GPT-4 with human in the loop to convert table to Knowledge Graph.

Model	Size	F1	EM	R1	R2	MET
<b>Head Domain</b>						
<b>T5</b>	<b>L</b>	35.51	33.93	35.73	35.67	23.97
	<b>XL</b>	35.51	33.93	35.73	35.67	27.07
	<b>XXL</b>	38.08	36.77	38.08	38.05	25.86
<b>Flan-T5</b>	<b>L</b>	33.81	32.04	33.91	33.87	22.43
	<b>XL</b>	41.80	40.72	41.83	41.8	27.17
	<b>XXL</b>	43.29	41.87	43.41	43.40	27.78
<b>LLaMA</b>	<b>2</b>	47.90	40.73	48.36	48.28	33.62
<b>GPT</b>	<b>3.5</b>	53.38	49.03	53.64	53.56	39.09
	<b>4</b>	69.97	65.17	70.24	70.22	50.33
<b>+KG</b>	<b>4</b>	<b>72.24</b>	<b>68.02</b>	<b>72.98</b>	<b>72.86</b>	<b>52.10</b>
<b>PaLM</b>	<b>2</b>	69.05	66.82	69.00	68.91	42.32
<b>Human</b>		87.49	86.17	87.61	87.61	58.87
<b>Tail Domain</b>						
<b>T5</b>	<b>L</b>	28.02	25.41	29.01	28.96	18.45
	<b>XL</b>	31.39	28.72	32.39	32.32	20.45
	<b>XXL</b>	30.12	27.65	30.92	30.88	19.82
<b>Flan-T5</b>	<b>L</b>	29.06	26.29	29.98	29.92	18.25
	<b>XL</b>	36.54	34.76	37.65	37.58	22.35
	<b>XXL</b>	38.68	36.81	39.92	39.88	23.53
<b>LLaMA</b>	<b>2</b>	39.75	31.59	40.68	40.65	327.02
<b>GPT</b>	<b>3.5</b>	47.81	43.04	49.22	49.13	33.81
	<b>4</b>	60.54	55.21	62.17	62.15	42.49
<b>+KG</b>	<b>4</b>	<b>62.80</b>	<b>57.80</b>	<b>64.18</b>	<b>64.16</b>	<b>43.99</b>
<b>PaLM</b>	<b>2</b>	61.64	58.38	63.14	63.07	37.23
<b>Human</b>		87.82	86.47	87.97	87.94	57.26

Table 8: Zero Shot Setting.

Flan-T5-XXL model, which is even larger in size, in various few-shot scenarios, including chain-of-thought prompting, by impressive margins of 13.79 and 17.18 F1 points. However, when compared to the GPT models, particularly in few-shot scenarios with chain-of-thought prompting, the fine-tuned models fall short by 18.56 and 11.97 on the Head and Tail sets respectively.

Model	Size	F1	EM	R1	R2	MET
<b>Head Domain</b>						
<b>BART</b>	<b>B</b>	38.06	26.72	38.69	38.68	26.58
	<b>L</b>	45.68	34.56	46.35	46.32	29.08
<b>T5</b>	<b>B</b>	42.37	35.40	42.90	42.84	28.26
	<b>L</b>	49.48	39.03	50.19	50.12	34.07
	<b>XL</b>	52.82	42.16	53.49	53.42	36.42
<b>Flan-T5</b>	<b>B</b>	43.24	37.03	43.85	43.77	28.39
	<b>L</b>	47.86	39.35	48.49	48.41	29.36
	<b>XL</b>	<b>55.74</b>	<b>45.56</b>	<b>56.46</b>	<b>56.41</b>	<b>38.74</b>
<b>Human</b>		87.49	86.17	87.61	87.61	58.87
<b>Tail Domain</b>						
<b>BART</b>	<b>B</b>	35.62	24.44	36.74	36.68	24.31
	<b>L</b>	41.99	30.77	43.16	43.08	26.01
<b>T5</b>	<b>B</b>	36.76	29.89	37.55	37.52	22.97
	<b>L</b>	44.45	35.15	45.95	45.75	28.89
	<b>XL</b>	51.61	41.19	53.42	53.35	34.61
<b>Flan-T5</b>	<b>B</b>	38.20	31.84	39.34	39.28	23.86
	<b>L</b>	41.83	32.91	43.19	42.99	23.23
	<b>XL</b>	<b>55.24</b>	<b>45.08</b>	<b>56.94</b>	<b>56.91</b>	<b>37.11</b>
<b>Human</b>		87.82	86.47	87.97	87.94	57.26

Table 9: Instruction Fine-tune Models.

**Few-shot (w CoT) > few-shot (w/o CoT) > zero-shot).** Tables 10 and 11 shows that few-shot models outperform their zero-shot counterparts. For instance, GPT-4 shows a gain of 2.0 and 2.23 F1 points on the Head and Tail sets, respectively, in the few-shot version compared to the zero-shot version. This trend is consistent across models like Flan-T5 and T5, regardless of model size. Notably, larger model sizes (L to XL to XXL) yield improved performance. Furthermore, incorporating chain-of-thought prompting provides an additional boost to the model’s performance. Furthermore, linearization outperforms knowledge graphs.

Model	Size	F1	EM	R1	R2	MET
<b>Head Domain</b>						
Flan-T5	L	35.79	34.14	35.89	35.83	23.95
	XL	41.64	40.50	41.70	41.67	27.07
	XXL	41.06	39.35	41.23	41.21	26.96
LLaMA	2	53.57	53.57	53.67	53.58	37.95
GPT	3.5	57.35	53.34	57.65	57.54	42.55
	4	<b>71.97</b>	<b>67.07</b>	<b>72.15</b>	<b>72.10</b>	<b>51.60</b>
+KG	4	70.48	65.69	70.71	70.66	50.32
PaLM	2	68.84	66.40	68.96	68.90	42.78
Human		87.49	86.17	87.61	87.61	58.87
<b>Tail Domain</b>						
Flan-T5	L	29.70	26.78	30.52	30.45	18.88
	XL	36.48	34.86	37.82	37.75	22.38
	XXL	36.48	34.86	37.82	37.75	22.51
LLaMA	2	46.01	37.66	46.70	46.67	31.76
GPT	3.5	53.43	49.37	54.24	54.12	39.06
	4	<b>62.77</b>	<b>57.94</b>	<b>64.37</b>	<b>64.34</b>	<b>44.21</b>
+KG	4	61.99	57.42	63.55	63.52	43.67
PaLM	2	59.94	57.42	61.46	61.39	36.65
Human		87.82	86.47	87.97	87.94	57.26

Table 10: Few Shot w/o Chain of Thought Prompting.

Model	Size	F1	EM	R1	R2	MET
<b>Head Domain</b>						
Flan-T5	L	35.20	32.88	35.21	35.16	25.32
	XL	38.31	35.46	38.52	38.51	25.84
	XXL	41.95	39.61	42.02	41.94	30.27
LLaMA	2	50.21	44.02	50.45	50.44	35.88
GPT	3.5	62.15	56.13	62.63	62.58	44.63
	4	<b>74.30</b>	<b>68.96</b>	<b>74.49</b>	<b>74.47</b>	<b>53.07</b>
+KG	4	72.82	67.37	73.11	73.09	51.95
PaLM	2	68.41	64.07	68.55	68.47	44.38
Human		87.49	86.17	87.61	87.61	58.87
<b>Tail Domain</b>						
Flan-T5	L	31.22	28.43	31.47	31.34	22.13
	XL	33.12	29.79	34.17	34.14	21.50
	XXL	38.06	34.86	38.81	38.67	27.07
LLaMA	2	46.07	39.26	46.77	46.72	31.63
GPT	3.5	55.84	50.05	57.32	57.25	39.60
	4	<b>67.21</b>	<b>61.54</b>	<b>68.66</b>	<b>68.64</b>	<b>47.50</b>
+KG	4	64.67	58.95	66.22	66.19	45.45
PaLM	2	61.56	55.87	62.94	62.81	39.32
Human		87.82	86.47	87.97	87.94	57.26

Table 11: Few Shot with Chain of Thought Prompting.

**Head vs. Tail domain.** Our observations reveal that the tail set posed greater challenges for all models across various settings, while humans achieved similar performance on both sets. Models face greater challenges with tail tables in contrast to head tables. For instance, even the top-performing model, GPT-4, showed a difference of around 9.20 F1 points, performing better on the Head set in zero-shot scenarios. However, this performance gap diminished with few-shot learning and chain-of-thought reasoning. In few-shot scenarios with chain-of-thought prompting, the gap reduced to 7.09 F1 points. This phenomenon mainly results from knowledge transfer between less common and widely recognized sports tables. The head tables exhibit many common attributes and pose similar types of questions, in contrast to the rare tables.

## 5 Analysis Breakdown of Performance

In our analysis, we examine the results (exact match) of our best model, GPT-4 few-shot with chain of thought, alongside human performance.

**Question Types.** We categorize questions based on their types: starting with "what," "where," "when," "how," or "quantity" (also known as "how many"). The evaluation of the GPT-4 model’s performance (exact match) compared to humans is presented in Table 12.

Question Type	Head Set			Tail Set		
	#	Human	GPT-4	#	Human	GPT-4
what	470	87.23	70.64	326	86.20	64.11
where	22	95.45	90.91	12	83.33	50.00
who	80	88.75	63.75	44	70.45	34.09
when	264	90.87	74.24	102	91.18	69.31
how many	588	80.27	70.75	378	81.48	67.46
how much	151	81.58	62.91	105	81.90	65.71

Table 12: Performance comparison Question Types

*Analysis.* Humans consistently outperform the model in all scenarios, with a notable performance disparity in the tail domain. The model demonstrates relatively stronger performance in answering "Where" and "How Much" questions compared to other types. However, it faces challenges in tackling "What," "Who," and "When" questions, resulting in lower performance. We observe that humans handle "Where" questions with the least difficulty and struggle the most with "How Many" questions. Conversely, the model encounters significant challenges with "Who" questions and performs relatively better with "Where" question types.

**Reasoning Operation.** To answer the questions, various analytical reasoning operations are involved, such as maximum, minimum, counting, summation, average, difference, and comparison. Table 13 provides a evaluation of the GPT-4 model’s performance (exact match) compared to human performance, focusing on these operations.

Reasoning Operation	#	Head Set		#	Tail Set	
		Human	GPT-4		Human	GPT-4
Maximum	89	95.51	79.78	42	83.34	69.05
Minimum	102	87.25	67.65	38	86.84	71.05
Counting	603	80.41	73.47	375	82.93	70.41
Summation	44	70.45	52.27	38	68.42	42.11
Difference	16	62.51	43.75	11	72.72	54.54
Comparison	21	80.95	66.67	13	69.23	53.85

Table 13: Performance comparison w.r.t. Operations.

*Analysis.* Once again, it is evident that humans consistently outperform the model in all types of operations, particularly in challenging tasks. Furthermore, our observations reveal that the model demonstrates relatively stronger performance in analytical reasoning tasks like "maximum" and "counting" compared to other types of tasks. However, it faces significant challenges in tasks such as "minimum," "difference," and "comparison," resulting in lower performance levels. Overall, both humans and the model excel in "maximum" tasks while struggling with "difference" and "summation" tasks. Additionally, the model’s performance in "minimum" and "comparison" tasks falls short compared to human performance, indicating its limitations in these areas.

**Explicit or Implicit.** Our analysis compares the performance of humans and the best model in answering explicit and implicit time-related questions. Explicit questions directly mention time and can be found in the table, while implicit questions require inferring the time from the table information. Table 15 showcases the model’s performance on both question types.

Answer Type	#	Head Set		#	Tail Set	
		Human	GPT-4		Human	GPT-4
explicit	565	85.31	68.5	296	81.65	57.43
implicit	1018	84.38	71.71	686	87.87	67.64

Table 14: Performance comparison Answer Types.

*Analysis.* The model demonstrates better performance in implicit temporal reasoning compared to explicit temporal reasoning. As earlier model struggles more with rare and infrequent questions in the tail domain. Implicit temporal reasoning questions

are more prevalent, with a greater performance difference between the two types observed in the tail set. Notably, humans also struggle more with explicit questions compared to implicit ones, likely due to increased complexity and advanced mathematical reasoning requirements. Explicit questions demand deeper understanding and precise reasoning, explicitly stating specific temporal information, while implicit questions rely more on contextual reasoning and inference, allowing the model to leverage broader table information.

**Answer Types.** We analyze the entity or common noun type of the answer. Answer categories include age (gap or sum), count, monetary terms, ordinal numbers, organization names, percentages, person names, place names, product specifics, temporal entities (date, time, day), Boolean (yes/no, true/false, comparison), or unknown (not any specific type). Table 15 presents the model’s performance based on the type of answer entity.

Entity Type	#	Head Set		#	Tail Set	
		Human	GPT-4		Human	GPT-4
Boolean	2	100	50.00	7	57.14	42.86
Temporal	736	83.7	69.93	411	81.11	64.23
Count	341	83.87	75.37	245	86.94	75.51
Age	133	83.46	56.72	85	91.67	60
Money	17	82.35	64.71	3	66.67	66.67
Percentage	8	62.5	37.5	6	16.67	33.33
Ordinal	6	66.67	50	1	0	0
Place	47	97.87	87.23	24	87.5	62.5
Person	76	89.47	65.79	43	69.77	32.56
Organization	69	89.86	82.61	43	95.35	60.47
Unknown	146	85.62	69.86	107	83.18	60.75

Table 15: Performance comparison Entity Types.

*Analysis.* Our analysis reveals that the model struggles with calculating age gaps, boolean, place, and person-related questions, in contrast to count-related questions. Similar to previous findings, both the model and humans perform better on frequent head domain tables compared to tail domain tables. However, regardless of table type, both humans and the model encounter difficulties with percentages and ordinals. The model’s performance is notably weaker in age gap calculations, boolean, place, and person-related questions, while exhibiting better performance in count-related questions. Additionally, both humans and the model face challenges with percentages and ordinals across table domains. For GPT-3.5 analysis, refer to appendix §A. Category-specific analysis based on table domain is in appendix §B.



## 6 Comparison with Related Work

**Tabular Datasets and Models.** Recent studies have explored various NLP tasks on semi-structured tabular data, including tabular natural language inference, fact verification (Chen et al., 2020b; Gupta et al., 2020; Zhang and Balog, 2019), question answering, semantic parsing (Zhang and Balog, 2020; Zhang et al., 2020b; Pasupat and Liang, 2015; Krishnamurthy et al., 2017; Abbas et al., 2016; Sun et al., 2016; Chen et al., 2020c; Lin et al., 2020; Zayats et al., 2021; Oguz et al., 2020; Chen et al., 2021b; Iyyer et al., 2017), and table-to-text generation (Parikh et al., 2020; Li et al., 2021; Nan et al., 2021; Yoran et al., 2021; Chen et al., 2020a).

Various strategies have been proposed to represent Wikipedia relational tables, including Table2vec (Deng et al., 2019), TAPAS (Herzig et al., 2020), TaBERT (Yin et al., 2020), TabStruc (Zhang et al., 2020a), TABBIE (Iida et al., 2021), TabGCN (Pramanick and Bhattacharya, 2021), and RCI (Glass et al., 2021). Pre-training methods have also been studied to improve tabular inference (Yu et al., 2018, 2021; Eisenschlos et al., 2020; Neeraja et al., 2021). Recent shared tasks like SemEval’21 Task 9 (Wang et al., 2021) and FEVEROUS’21 shared task (Aly et al., 2021) have further explored these areas.

In comparison to prior work, TEMPTABQA centers on temporal question answering within entity-centric tables, an untapped domain. While most datasets lean towards non-temporal queries, they seldom address temporal aspects and lack a grounding in the common sense and the necessary world knowledge. These datasets predominantly emphasize arithmetic reasoning using SQL in structured formats, overlooking the nuanced semi-structured Infobox-style tables rich in common sense.

**Temporal Datasets and Models.** Several temporal question answering datasets have been introduced recently. These include TIME-SENSITIVE-QA (Chen et al., 2021c) and TORQUE (Ning et al., 2020), which are entity-specific reading comprehension datasets with time-sensitive questions derived from Wikipedia paragraphs. TEMPQA-WD (Neelam et al., 2022), CRONQUESTIONS (Saxena et al., 2021), and TEMPQUESTIONS (Jia et al., 2018a) are question answering datasets focusing on knowledge graph embeddings with temporal links. Additionally, there are open-domain (Zhang and

Choi, 2021) and cloze-form (Dhingra et al., 2022) question answering tasks, as well as event-centric datasets (Ning et al., 2018; Wen et al., 2021; Chen et al., 2021a) that explore temporal QA.

In terms of modeling, there are temporally tuned language models trained on knowledge-based question answering datasets such as CRONKBQA (Saxena et al., 2021), TEQUILA (Jia et al., 2018b), EXAQT (Jia et al., 2021a), OTR-QA (Shang et al., 2021), and TEMPOQR (Mavromatis et al., 2021), among others. (Kannen et al., 2022) suggest a targeted approach to extract temporal facts when traditional KBQA methods fail to retrieve them from the knowledge base. Some methods incorporate temporal aspects during masked language model pre-training (Dhingra et al., 2022; Iv et al., 2022), rather than fine-tuning on downstream NLI tasks. In comparison to prior work, TEMPTABQA focuses on temporal question answering specifically on entity-centric tables, while most existing studies address non-tabular datasets.

## 7 Conclusion

In conclusion, this study addresses the effectiveness of current NLP systems in reasoning about temporal information in semi-structured data, specifically Infobox tables. We introduce the task of temporal question answering on semi-structured tables and present the TEMPTABQA dataset, consisting of 11,454 question-answer pairs from 1,208 Wikipedia Infobox tables across varied domains. Evaluating state-of-the-art models on this dataset reveals significant gaps compared to human performance, exceeding 13.5 F1 points. These findings emphasize the need for advancements in temporal reasoning capabilities of NLP models. The TEMPTABQA dataset serves as a challenging benchmark to enhance temporal reasoning in NLP models.

**Future Directions.** From our analysis, we suggest future avenues in temporal query answering: (a) **Diverse Structures:** Expand temporal queries to various table structures, like hybrid compositions (text, table, image). (b) **Dynamic Queries:** Examine evolving tables across a consistent timeline. (c) **Open Domain Queries:** Merge retrieval, extraction, understanding, and temporal reasoning into one framework. (d) **Reasoning with LLMs:** Tailor large language models (LLMs) for table-specific temporal logic, with more on this in Appendix H. Advanced prompts remain a potential area of exploration.

## Limitations

First, it focuses solely on entity-centric tables from Wikipedia, excluding non-Infobox tables and other relevant sources. Exploring a broader range of table types would be valuable. Second, despite our efforts to ensure unbiased table selection and dataset annotation, inadvertent bias leakage is possible, potentially affecting results.

Third, due to limited computational capacity, we could only fine-tune models using large sizes (XL), not extra-large (XXL). One idea that could be explored here is using Parameter Efficient Fine tuning (PEFT) (Mangrulkar et al., 2022). Incorporating more open-source Language Models (LLMs) would enhance our understanding of temporal reasoning capabilities. Lastly, our work primarily targets the English language, while exploring multilingual settings would increase applicability and generalizability. These limitations present opportunities for future research and expansion in this field.

## Acknowledgement

The authors express their gratitude to Bloomberg’s AI Engineering team, particularly Edgar Meij and Prabhanjan Kambadur, for their invaluable feedback and guidance. We are also thankful for the valuable insights provided by Ellen Riloff, Dan Roth, and the Utah NLP group. Special thanks to Dibyakanti Kumar and Manasvi Kundalia for their contributions. Vivek Gupta acknowledges the support received from Bloomberg’s Data Science Ph.D. Fellowship and the Cognitive Computation Group at the University of Pennsylvania. This work is partially supported by NSF grants #1801446, #1822877, #2007398 and #2129111. The views and conclusions contained herein are those of the authors and should not be interpreted as necessarily representing the official policies of any government agency. Lastly, we extend our appreciation to the reviewing team for their insightful comments.

## Ethics Statement

The dataset in this study is designed for research on temporal question answering with entity-centric tables. It should be strictly used for research purposes, not for other applications. We have diligently created the dataset to minimize bias during table selection and question-answer generation. However, inadvertent bias leakage is still possible,

so thorough examination is crucial for uses beyond the intended research scope.

To ensure fairness, we provided fair wages to MTurk crowd workers and conducted three pilot studies to estimate task completion time accurately. We also plan to release a datasheet, full annotation template, and other resources for data and model openness. Emphasizing openness enables issue identification and correction, allowing continuous improvement based on community feedback. These measures promote transparency and facilitate further advancements in the field.

## References

- Faheem Abbas, M. K. Malik, M. Rashid, and Rizwan Zafar. 2016. Wikiqa — a question answering system on wikipedia using freebase, dbpedia and infobox. *2016 Sixth International Conference on Innovative Computing Technology (INTECH)*, pages 185–193.
- Rami Aly, Zhijiang Guo, Michael Sejr Schlichtkrull, James Thorne, Andreas Vlachos, Christos Christodoulopoulos, Oana Cocarascu, and Arpit Mittal. 2021. [The fact extraction and VERification over unstructured and structured information \(FEVEROUS\) shared task](#). In *Proceedings of the Fourth Workshop on Fact Extraction and VERification (FEVER)*, pages 1–13, Dominican Republic. Association for Computational Linguistics.
- Muhao Chen, Hongming Zhang, Qiang Ning, Manling Li, Heng Ji, Kathleen McKeown, and Dan Roth. 2021a. Event-centric natural language understanding. In *Proceedings of the 59th Annual Meeting of the Association for Computational Linguistics*.
- Wenhu Chen, Ming-Wei Chang, Eva Schlinger, William Yang Wang, and William W. Cohen. 2021b. [Open question answering over tables and text](#). In *International Conference on Learning Representations*.
- Wenhu Chen, Jianshu Chen, Yu Su, Zhiyu Chen, and William Yang Wang. 2020a. [Logical natural language generation from open-domain tables](#). In *Proceedings of the 58th Annual Meeting of the Association for Computational Linguistics*, pages 7929–7942, Online. Association for Computational Linguistics.
- Wenhu Chen, Hongmin Wang, Jianshu Chen, Yunkai Zhang, Hong Wang, Shiyang Li, Xiyou Zhou, and William Yang Wang. 2020b. [Tabfact: A large-scale dataset for table-based fact verification](#). In *International Conference on Learning Representations*.
- Wenhu Chen, Xinyi Wang, and William Yang Wang. 2021c. [A dataset for answering time-sensitive questions](#). In *Thirty-fifth Conference on Neural Information Processing Systems Datasets and Benchmarks Track (Round 2)*.

- Wenhu Chen, Hanwen Zha, Zhiyu Chen, Wenhan Xiong, Hong Wang, and William Yang Wang. 2020c. **HybridQA: A dataset of multi-hop question answering over tabular and textual data**. In *Findings of the Association for Computational Linguistics: EMNLP 2020*, pages 1026–1036, Online. Association for Computational Linguistics.
- Zhiyu Chen, Wenhu Chen, Charese Smiley, Sameena Shah, Iana Borova, Dylan Langdon, Reema Moussa, Matt Beane, Ting-Hao Huang, Bryan Routledge, and William Yang Wang. 2021d. **FinQA: A dataset of numerical reasoning over financial data**. In *Proceedings of the 2021 Conference on Empirical Methods in Natural Language Processing*, pages 3697–3711, Online and Punta Cana, Dominican Republic. Association for Computational Linguistics.
- Li Deng, Shuo Zhang, and Krisztian Balog. 2019. **Table2vec: Neural word and entity embeddings for table population and retrieval**. In *Proceedings of the 42nd International ACM SIGIR Conference on Research and Development in Information Retrieval, SIGIR'19*, pages 1029–1032, New York, NY, USA. ACM.
- Bhuwan Dhingra, Jeremy R. Cole, Julian Martin Eisenschlos, Daniel Gillick, Jacob Eisenstein, and William W. Cohen. 2022. **Time-aware language models as temporal knowledge bases**. *Transactions of the Association for Computational Linguistics*, 10:257–273.
- Julian Eisenschlos, Syrine Krichene, and Thomas Müller. 2020. **Understanding tables with intermediate pre-training**. In *Findings of the Association for Computational Linguistics: EMNLP 2020*, pages 281–296, Online. Association for Computational Linguistics.
- Michael Glass, Mustafa Canim, Alfio Gliozzo, Sameem Chemmengath, Vishwajeet Kumar, Rishav Chakravarti, Avi Sil, Feifei Pan, Samarth Bharadwaj, and Nicolas Rodolfo Fauceglia. 2021. **Capturing row and column semantics in transformer based question answering over tables**. In *Proceedings of the 2021 Conference of the North American Chapter of the Association for Computational Linguistics: Human Language Technologies*, pages 1212–1224, Online. Association for Computational Linguistics.
- Vivek Gupta, Maitrey Mehta, Pegah Nokhiz, and Vivek Srikumar. 2020. **INFOTABS: Inference on tables as semi-structured data**. In *Proceedings of the 58th Annual Meeting of the Association for Computational Linguistics*, pages 2309–2324, Online. Association for Computational Linguistics.
- Jonathan Herzig, Pawel Krzysztof Nowak, Thomas Müller, Francesco Piccinno, and Julian Eisenschlos. 2020. **TaPas: Weakly supervised table parsing via pre-training**. In *Proceedings of the 58th Annual Meeting of the Association for Computational Linguistics*, pages 4320–4333, Online. Association for Computational Linguistics.
- Linmei Hu, Zeyi Liu, Ziwang Zhao, Lei Hou, Liqiang Nie, and Juanzi Li. 2023. **A survey of knowledge enhanced pre-trained language models**. *IEEE Transactions on Knowledge and Data Engineering*.
- Hiroshi Iida, Dung Thai, Varun Manjunatha, and Mohit Iyyer. 2021. **TABBIE: Pretrained representations of tabular data**. In *Proceedings of the 2021 Conference of the North American Chapter of the Association for Computational Linguistics: Human Language Technologies*, pages 3446–3456, Online. Association for Computational Linguistics.
- Robert Iv, Alexandre Passos, Sameer Singh, and Ming-Wei Chang. 2022. **FRUIT: Faithfully reflecting updated information in text**. In *Proceedings of the 2022 Conference of the North American Chapter of the Association for Computational Linguistics: Human Language Technologies*, pages 3670–3686, Seattle, United States. Association for Computational Linguistics.
- Mohit Iyyer, Wen-tau Yih, and Ming-Wei Chang. 2017. **Search-based neural structured learning for sequential question answering**. In *Proceedings of the 55th Annual Meeting of the Association for Computational Linguistics (Volume 1: Long Papers)*, pages 1821–1831, Vancouver, Canada. Association for Computational Linguistics.
- Zhen Jia, Abdalghani Abujabal, Rishiraj Saha Roy, Janik Strötgen, and Gerhard Weikum. 2018a. **Tempquestions: A benchmark for temporal question answering**. In *Companion Proceedings of the The Web Conference 2018, WWW '18*, page 1057–1062, Republic and Canton of Geneva, CHE. International World Wide Web Conferences Steering Committee.
- Zhen Jia, Abdalghani Abujabal, Rishiraj Saha Roy, Jannik Strötgen, and Gerhard Weikum. 2018b. **TEQUILA: Temporal Question Answering over Knowledge Bases**. In *Proceedings of the 27th ACM International Conference on Information and Knowledge Management, CIKM '18*, pages 1807–1810, New York, NY, USA. ACM.
- Zhen Jia, Soumajit Pramanik, Rishiraj Saha Roy, and Gerhard Weikum. 2021a. **Complex temporal question answering on knowledge graphs**. In *Proceedings of the 30th ACM International Conference on Information & Knowledge Management*, pages 792–802.
- Zhen Jia, Soumajit Pramanik, Rishiraj Saha Roy, and Gerhard Weikum. 2021b. **Complex Temporal Question Answering on Knowledge Graphs**, page 792–802. Association for Computing Machinery, New York, NY, USA.
- Nithish Kannen, Udit Sharma, Sumit Neelam, Dinesh Khandelwal, Shajith Iqbal, Hima Karanam, and L Venkata Subramaniam. 2022. **Targeted extraction of temporal facts from textual resources for improved temporal question answering over knowledge bases**. *arXiv preprint arXiv:2203.11054*.



- Jayant Krishnamurthy, Pradeep Dasigi, and Matt Gardner. 2017. [Neural semantic parsing with type constraints for semi-structured tables](#). In *Proceedings of the 2017 Conference on Empirical Methods in Natural Language Processing*, pages 1516–1526, Copenhagen, Denmark. Association for Computational Linguistics.
- Dibyankanti Kumar, Vivek Gupta, Soumya Sharma, and Shuo Zhang. 2022. [Realistic data augmentation framework for enhancing tabular reasoning](#). In *Findings of the Association for Computational Linguistics: EMNLP 2022*, pages 4411–4429, Abu Dhabi, United Arab Emirates. Association for Computational Linguistics.
- Tongliang Li, Lei Fang, Jian-Guang Lou, and Zhoujun Li. 2021. [TWT: Table with written text for controlled data-to-text generation](#). In *Findings of the Association for Computational Linguistics: EMNLP 2021*, pages 1244–1254, Punta Cana, Dominican Republic. Association for Computational Linguistics.
- Xi Victoria Lin, Richard Socher, and Caiming Xiong. 2020. [Bridging textual and tabular data for cross-domain text-to-SQL semantic parsing](#). In *Findings of the Association for Computational Linguistics: EMNLP 2020*, pages 4870–4888, Online. Association for Computational Linguistics.
- Pan Lu, Liang Qiu, Kai-Wei Chang, Ying Nian Wu, Song-Chun Zhu, Tanmay Rajpurohit, Peter Clark, and Ashwin Kalyan. 2023. [Dynamic prompt learning via policy gradient for semi-structured mathematical reasoning](#). In *The Eleventh International Conference on Learning Representations*.
- Sourab Mangrulkar, Sylvain Gugger, Lysandre Debut, Younes Belkada, Sayak Paul, and Benjamin Bossan. 2022. [Peft: State-of-the-art parameter-efficient fine-tuning methods](#). <https://github.com/huggingface/peft>.
- Costas Mavromatis, Prasanna Lakkur Subramanyam, Vassilis N. Ioannidis, Soji Adeshina, Phillip R. Howard, Tetiana Grinberg, Nagib Hakim, and George Karypis. 2021. [Tempoqr: Temporal question reasoning over knowledge graphs](#).
- Alvaro Morales, Varot Premtoon, Cordelia Avery, Sue Felshin, and Boris Katz. 2016. [Learning to answer questions from Wikipedia infoboxes](#). In *Proceedings of the 2016 Conference on Empirical Methods in Natural Language Processing*, pages 1930–1935, Austin, Texas. Association for Computational Linguistics.
- Thomas Müller, Julian Eisenschlos, and Syrine Krichene. 2021. [TAPAS at SemEval-2021 task 9: Reasoning over tables with intermediate pre-training](#). In *Proceedings of the 15th International Workshop on Semantic Evaluation (SemEval-2021)*, pages 423–430, Online. Association for Computational Linguistics.
- Linyong Nan, Chiachun Hsieh, Ziming Mao, Xi Victoria Lin, Neha Verma, Rui Zhang, Wojciech Kryściński, Hailey Schoelkopf, Riley Kong, Xiangru Tang, Mutethia Mutuma, Ben Rosand, Isabel Trindade, Renusree Bandaru, Jacob Cunningham, Caiming Xiong, Dragomir Radev, and Dragomir Radev. 2022. [FeTaQA: Free-form table question answering](#). *Transactions of the Association for Computational Linguistics*, 10:35–49.
- Linyong Nan, Dragomir Radev, Rui Zhang, Amrit Rau, Abhinand Sivaprasad, Chiachun Hsieh, Xiangru Tang, Aadit Vyas, Neha Verma, Pranav Krishna, Yangxiaokang Liu, Nadia Irwanto, Jessica Pan, Faiaz Rahman, Ahmad Zaidi, Mutethia Mutuma, Yasin Tarabar, Ankit Gupta, Tao Yu, Yi Chern Tan, Xi Victoria Lin, Caiming Xiong, Richard Socher, and Nazneen Fatema Rajani. 2021. [DART: Open-domain structured data record to text generation](#). In *Proceedings of the 2021 Conference of the North American Chapter of the Association for Computational Linguistics: Human Language Technologies*, pages 432–447, Online. Association for Computational Linguistics.
- Sumit Neelam, Udit Sharma, Hima Karanam, Shajith Ikbai, Pavan Kapanipathi, Ibrahim Abdelaziz, Nandana Mihindukulasooriya, Young-Suk Lee, Santosh Srivastava, Cezar Pendus, et al. 2022. [A benchmark for generalizable and interpretable temporal question answering over knowledge bases](#). *arXiv preprint arXiv:2201.05793*.
- J. Neeraja, Vivek Gupta, and Vivek Srikumar. 2021. [Incorporating external knowledge to enhance tabular reasoning](#). In *Proceedings of the 2021 Conference of the North American Chapter of the Association for Computational Linguistics: Human Language Technologies*, pages 2799–2809, Online. Association for Computational Linguistics.
- Qiang Ning, Hao Wu, Rujun Han, Nanyun Peng, Matt Gardner, and Dan Roth. 2020. [TORQUE: A reading comprehension dataset of temporal ordering questions](#). In *Proceedings of the 2020 Conference on Empirical Methods in Natural Language Processing (EMNLP)*, pages 1158–1172, Online. Association for Computational Linguistics.
- Qiang Ning, Ben Zhou, Zhili Feng, Haoruo Peng, and Dan Roth. 2018. [CogCompTime: A tool for understanding time in natural language](#). In *Proceedings of the 2018 Conference on Empirical Methods in Natural Language Processing: System Demonstrations*, pages 72–77, Brussels, Belgium. Association for Computational Linguistics.
- Barlas Oguz, Xilun Chen, Vladimir Karpukhin, Stan Peshterliev, Dmytro Okhonko, Michael Schlichtkrull, Sonal Gupta, Yashar Mehdad, and Scott Yih. 2020. [Unified open-domain question answering with structured and unstructured knowledge](#). *arXiv preprint arXiv:2012.14610*.
- Ankur Parikh, Xuezhi Wang, Sebastian Gehrmann, Manaal Faruqui, Bhuwan Dhingra, Diyi Yang, and Dipanjan Das. 2020. [ToTTo: A controlled table-to-text](#)



- generation dataset. In *Proceedings of the 2020 Conference on Empirical Methods in Natural Language Processing (EMNLP)*, pages 1173–1186, Online. Association for Computational Linguistics.
- Panupong Pasupat and Percy Liang. 2015. [Compositional semantic parsing on semi-structured tables](#). In *Proceedings of the 53rd Annual Meeting of the Association for Computational Linguistics and the 7th International Joint Conference on Natural Language Processing (Volume 1: Long Papers)*, pages 1470–1480, Beijing, China. Association for Computational Linguistics.
- Aniket Pramanick and Indrajit Bhattacharya. 2021. [Joint learning of representations for web-tables, entities and types using graph convolutional network](#). In *Proceedings of the 16th Conference of the European Chapter of the Association for Computational Linguistics: Main Volume*, pages 1197–1206, Online. Association for Computational Linguistics.
- Apoorv Saxena, Soumen Chakrabarti, and Partha Talukdar. 2021. [Question answering over temporal knowledge graphs](#). In *Proceedings of the 59th Annual Meeting of the Association for Computational Linguistics and the 11th International Joint Conference on Natural Language Processing (Volume 1: Long Papers)*, pages 6663–6676, Online. Association for Computational Linguistics.
- Chao Shang, Peng Qi, Guangtao Wang, Jing Huang, Youzheng Wu, and Bowen Zhou. 2021. [Open temporal relation extraction for question answering](#). In *3rd Conference on Automated Knowledge Base Construction*.
- Tianze Shi, Chen Zhao, Jordan Boyd-Graber, Hal Daumé III, and Lillian Lee. 2020. [On the potential of lexico-logical alignments for semantic parsing to SQL queries](#). In *Findings of the Association for Computational Linguistics: EMNLP 2020*, pages 1849–1864, Online. Association for Computational Linguistics.
- Huan Sun, Hao Ma, Xiaodong He, Scott Wen-tau Yih, Yu Su, and Xifeng Yan. 2016. [Table cell search for question answering](#). In *Proceedings of the companion publication of the 25th international conference on World Wide Web*. ACM - Association for Computing Machinery.
- Nancy X. R. Wang, Diwakar Mahajan, Marina Danilevsky, and Sara Rosenthal. 2021. [SemEval-2021 task 9: Fact verification and evidence finding for tabular data in scientific documents \(SEM-TABFACTS\)](#). In *Proceedings of the 15th International Workshop on Semantic Evaluation (SemEval-2021)*, pages 317–326, Online. Association for Computational Linguistics.
- Jason Wei, Xuezhi Wang, Dale Schuurmans, Maarten Bosma, brian ichter, Fei Xia, Ed H. Chi, Quoc V Le, and Denny Zhou. 2022. [Chain of thought prompting elicits reasoning in large language models](#). In *Advances in Neural Information Processing Systems*.
- Haoyang Wen, Yanru Qu, Heng Ji, Qiang Ning, Jiawei Han, Avi Sil, Hanghang Tong, and Dan Roth. 2021. [Event time extraction and propagation via graph attention networks](#). In *Proceedings of the 2021 Conference of the North American Chapter of the Association for Computational Linguistics: Human Language Technologies*, pages 62–73, Online. Association for Computational Linguistics.
- Pengcheng Yin, Graham Neubig, Wen-tau Yih, and Sebastian Riedel. 2020. [TaBERT: Pretraining for joint understanding of textual and tabular data](#). In *Proceedings of the 58th Annual Meeting of the Association for Computational Linguistics*, pages 8413–8426, Online. Association for Computational Linguistics.
- Ori Yoran, Alon Talmor, and Jonathan Berant. 2021. [Turning tables: Generating examples from semi-structured tables for endowing language models with reasoning skills](#). *arXiv preprint arXiv:2107.07261. Version 1*.
- Tao Yu, Chien-Sheng Wu, Xi Victoria Lin, bailin wang, Yi Chern Tan, Xinyi Yang, Dragomir Radev, richard socher, and Caiming Xiong. 2021. [Gra{pp}a: Grammar-augmented pre-training for table semantic parsing](#). In *International Conference on Learning Representations*.
- Tao Yu, Rui Zhang, Kai Yang, Michihiro Yasunaga, Dongxu Wang, Zifan Li, James Ma, Irene Li, Qingning Yao, Shanelle Roman, Zilin Zhang, and Dragomir Radev. 2018. [Spider: A large-scale human-labeled dataset for complex and cross-domain semantic parsing and text-to-SQL task](#). In *Proceedings of the 2018 Conference on Empirical Methods in Natural Language Processing*, pages 3911–3921, Brussels, Belgium. Association for Computational Linguistics.
- Vicky Zayats, Kristina Toutanova, and Mari Ostendorf. 2021. [Representations for question answering from documents with tables and text](#). In *Proceedings of the 16th Conference of the European Chapter of the Association for Computational Linguistics: Main Volume*, pages 2895–2906, Online. Association for Computational Linguistics.
- Hongzhi Zhang, Yingyao Wang, Sirui Wang, Xuezhi Cao, Fuzheng Zhang, and Zhongyuan Wang. 2020a. [Table fact verification with structure-aware transformer](#). In *Proceedings of the 2020 Conference on Empirical Methods in Natural Language Processing (EMNLP)*, pages 1624–1629, Online. Association for Computational Linguistics.
- Michael Zhang and Eunsol Choi. 2021. [SituatingQA: Incorporating extra-linguistic contexts into QA](#). In *Proceedings of the 2021 Conference on Empirical Methods in Natural Language Processing*, pages 7371–7387, Online and Punta Cana, Dominican Republic. Association for Computational Linguistics.
- Shuo Zhang and Krisztian Balog. 2019. [Auto-completion for data cells in relational tables](#). In *Proceedings of the 28th ACM International Conference*

on Information and Knowledge Management, CIKM '19, pages 761–770, New York, NY, USA. ACM.

Shuo Zhang and Krisztian Balog. 2020. [Web table extraction, retrieval, and augmentation: A survey](#). *ACM Trans. Intell. Syst. Technol.*, 11(2):13:1–13:35.

Shuo Zhang, Zhuyun Dai, Krisztian Balog, and Jamie Callan. 2020b. [Summarizing and exploring tabular data in conversational search](#). In *Proceedings of the 43rd International ACM SIGIR Conference on Research and Development in Information Retrieval, SIGIR '20*, pages 1537–1540, New York, NY, USA. Association for Computing Machinery.

Zhengyan Zhang, Xu Han, Zhiyuan Liu, Xin Jiang, Maosong Sun, and Qun Liu. 2019. [ERNIE: Enhanced language representation with informative entities](#). In *Proceedings of the 57th Annual Meeting of the Association for Computational Linguistics*, pages 1441–1451, Florence, Italy. Association for Computational Linguistics.

Victor Zhong, Caiming Xiong, and R. Socher. 2017. [Seq2sql: Generating structured queries from natural language using reinforcement learning](#). *ArXiv*, abs/1709.00103.

Fengbin Zhu, Wenqiang Lei, Youcheng Huang, Chao Wang, Shuo Zhang, Jiancheng Lv, Fuli Feng, and Tat-Seng Chua. 2021. [TAT-QA: A question answering benchmark on a hybrid of tabular and textual content in finance](#). In *Proceedings of the 59th Annual Meeting of the Association for Computational Linguistics and the 11th International Joint Conference on Natural Language Processing (Volume 1: Long Papers)*, pages 3277–3287, Online. Association for Computational Linguistics.

## A Analysis Breakdown: GPT-3.5 model

**GPT-3.5 Model:** Table 16, 17, 18, 19, 20, 21 represent analysis of GPT-3.5 on various aspects such as question type, reasoning operation, explicit and implicit, entity type and category wise (tail and head), respectively.

## B Analysis Breakdown: GPT-4 vs Human

**GPT-4 vs. Human:** Table 22, 23, 24, 25 represent analysis of GPT-4 and Human on various aspects such as question type, reasoning operation, explicit and implicit, entity type.

We also consider what the performance of model as compared to Human on examples on particular table/article domain. We consider coarse grained categories for comparison. Table 26, 27 and 28, 29 shows the model head and tail set performance based on table domains for coarse and fine-grained setting.

Type	#	F1	EM	R1	R2	MET
<b>Head</b>						
what	470	59.34	57.87	59.43	59.37	40.92
where	22	88.41	86.36	89.81	89.81	65.5
who	80	61.59	58.75	61.68	61.68	55.28
when	263	69.51	68.06	69.42	69.39	49.79
quantity	588	58.88	56.97	58.91	58.91	45.22
how	152	50.02	48.03	50.36	50.36	46.65
<b>Tail</b>						
what	326	55.67	54.29	56.54	56.42	38.18
where	12	55.26	50.0	55.25	55.25	47.56
who	44	36.31	31.82	36.39	36.39	35.96
when	101	66.12	64.36	66.11	66.11	50.25
quantity	378	57.29	55.29	57.4	57.33	39.76
how	105	56.87	55.24	56.99	56.99	47.83

Table 16: Performance w.r.t Question Type with GPT-3.5 few shots (with chain of thought prompting).

Op.	F1	EM	R1	R2	MET
<b>Head</b>					
max	68.74	67.42	68.69	68.69	48.89
min	55.78	53.92	56.19	56.15	47.53
count	61.11	59.3	61.1	61.1	45.64
sum	36.02	34.09	36.22	36.22	25.59
avg.	100.0	100.0	100.0	100.0	93.75
dif.	45.44	43.75	45.62	45.62	41.15
com.	48.48	47.62	48.64	48.64	35.19
<b>Tail</b>					
max	66.18	64.29	66.81	66.81	47.93
min	52.32	50.0	52.52	52.52	38.45
count	59.74	57.87	59.79	59.72	40.61
sum	43.48	39.47	43.71	43.52	32.36
avg.	34.33	25.0	34.58	33.33	39.66
dif.	56.8	54.55	57.4	57.4	51.08
com.	54.99	53.85	54.83	54.83	35.46

Table 17: Performance w.r.t Reasoning Operation with GPT-3.5 few shots (with chain of thought prompting).

Domain	#	EM	Domain	#	EM
person	66	59.09	sports	717	56.49
cricket team	18	61.11	history	27	33.33
aircraft	24	66.67	fighter	9	33.33
finance	31	41.94	court	21	71.43
musician	42	59.52	art	30	83.33
nobel	39	56.41	country	9	44.44
space	51	49.02	railway	15	80.0
company	21	52.38	website	3	33.33
university	18	72.22	monument	27	77.78
event	5	40.0	book	15	86.67
church	15	60.0	leaders	27	66.67
office holders	27	48.15	music	22	77.27
war	34	38.24	conflicts	14	14.29
concert	27	62.96	disaster	18	55.56
song	18	77.78	movie	24	66.67
rail line	5	60.0	character	27	70.37
ships	15	53.33	agency	16	75.0
board game	48	75.0	NFT	18	66.67
NCT	18	72.22			

Table 18: Head Set coarse-grained category-Wise Results with GPT-3.5 few-shot (with Chain of Thought).

Type	F1	EM	R1	R2	MET
<b>Head</b>					
exp.	59.44	56.99	0.6	59.57	48.24
imp.	61.08	59.72	0.61	61.1	44.16
<b>Tail</b>					
exp.	52.50	50.0	0.53	52.81	38.64
imp.	58.51	56.85	0.59	58.76	42.05

Table 19: Performance w.r.t Implicit/Explicit Type with GPT-3.5 few shots (with chain of thought prompting).

Type	#	F1	EM	R1	R2	MET
<b>Head</b>						
Temporal	736	65.44	63.32	65.49	65.47	55.4
Count	341	55.91	55.13	55.93	55.93	30.0
Age	133	45.13	43.61	45.09	45.05	24.25
Money	17	55.38	52.94	56.25	56.25	54.36
Percentage	8	6.13	0.0	5.36	5.36	6.95
Ordinal	6	33.33	33.33	33.33	33.33	20.14
Place	47	69.68	68.09	70.28	70.28	45.74
Person	76	64.37	61.84	64.52	64.52	57.88
Organization	69	62.13	60.87	62.28	62.08	52.49
Product	2	100.0	100.0	100.0	100.0	71.88
Unknown	146	58.78	56.85	59.05	59.0	44.66
Boolean	2	50.0	50.0	50.0	50.0	25.0
<b>Tail</b>						
Temporal	412	58.38	55.34	58.56	58.47	52.04
Count	245	58.35	57.96	58.45	58.37	30.32
Age	84	61.37	60.71	61.54	61.47	31.92
Money	3	69.84	66.67	72.46	72.46	65.83
Percentage	6	35.0	33.33	37.19	37.19	20.61
Ordinal	1	0.0	0.0	0.0	0.0	0.0
Place	24	64.04	62.5	63.89	63.89	41.34
Person	43	34.82	30.23	34.91	34.91	34.62
Organization	43	44.85	44.19	47.85	47.85	28.17
Product	7	85.71	85.71	85.71	85.71	42.86
Unknown	107	54.49	53.27	55.24	55.17	39.14
Boolean	7	51.03	42.86	51.37	50.27	32.66

Table 20: Performance w.r.t Entity Type with GPT-3.5 few shots (with chain of thought prompting).

Domain	#	EM	Domain	#	EM
sports	500	61.2	party	72	52.78
time zone	15	53.33	holiday	96	40.62
ships	75	57.33	aircraft	6	50.0
organization	6	66.67	disaster	36	41.67
war	63	49.21	army	75	42.67
planet	6	50.0	diseases	32	50.0

Table 21: Tail set coarse-gained category-Wise Results with GPT-3.5 few-shot (with Chain of Thought).

## C Models and Hyperparameters Details

In our research, we embarked on a series of training experiments utilizing several models such as BART, Flan-T5, and T5, each with base, large, and XL variants. Training was conducted over 1-3 epochs, incorporating input sequence lengths from 1024 to 4096 tokens. To foster efficient convergence,

Type	Tail Domain					
	Human F1	GPT-4 R1	Human R1	GPT-4 R2	Human MET	GPT-4 MET
<b>Head Set</b>						
what	88.48	72.46	88.43	72.6	88.3	72.5
where	95.95	92.12	95.86	93.42	95.86	93.42
who	91.74	67.47	91.61	67.31	91.61	67.31
when	91.56	76.03	91.56	75.97	91.37	75.97
quantity	82.24	72.71	81.6	72.7	81.6	72.66
how	86.93	64.84	87.45	65.06	87.45	65.01
<b>Tail Set</b>						
what	88.17	65.91	88.21	67.02	88.14	66.82
where	83.33	55.28	83.33	55.45	83.33	55.45
who	75.66	40.08	75.66	40.45	75.66	40.23
when	93.12	71.28	93.12	71.25	93.12	71.25
quantity	84.39	69.43	84.51	69.55	84.51	69.51
how	85.41	67.46	85.41	67.78	85.41	67.78

Table 22: Comparison between Human and GPT-4 w.r.t. question type

Op.	Human F1	GPT-4 R1	Human R1	GPT-4 R2	Human MET	GPT-4 MET
<b>Head Set</b>						
max	95.51	80.92	95.51	80.91	95.51	80.84
min	88.24	70.74	88.24	70.87	88.24	70.66
count	82.25	75.27	81.63	75.22	81.63	75.19
sum	78.08	54.33	75.81	54.32	75.81	54.18
avg.	100.0	100.0	100.0	100.0	100.0	93.75
def.	71.25	46.63	71.25	46.41	71.25	46.41
com.	80.95	70.18	82.14	71.24	82.14	71.24
<b>Tail Set</b>						
max	86.07	70.83	86.96	71.23	86.96	71.23
min	91.73	74.51	92.78	74.63	92.78	74.63
count	85.47	72.03	85.59	72.12	85.59	72.07
sum	81.35	46.31	83.47	46.87	83.47	46.68
avg.	50.0	58.25	50.0	61.23	50.0	59.31
def.	83.94	57.49	87.58	58.06	87.58	58.06
com.	76.92	56.23	76.92	55.98	76.92	55.98

Table 23: Comparison between Human and GPT-4 w.r.t. reasoning operations.

Type	Human F1	GPT-4 R1	Human R1	GPT-4 R2	Human MET	GPT-4 MET
<b>Head Set</b>						
explicit	87.47	71.37	86.8	71.4	86.71	71.33
implicit	86.12	73.16	86.16	73.23	86.1	73.19
<b>Tail Set</b>						
explicit	81.65	60.3	82.09	61.02	82.0	60.85
implicit	87.87	69.49	87.77	69.86	87.77	69.79

Table 24: Comparison between Human and GPT-4 w.r.t. type of temporal question

we introduced a warm-up period of 500 steps and applied weight decay at a rate of 0.01 during the optimization phase. We implemented logging and evaluation at every 100-step interval. The learning rate was designated at  $2e-5$ , and a gradient accumulation process of 8 steps was used to optimize memory resources.

Our study further expanded to encompass zero-shot and few-shot experiments. This included, but was not limited to, chain-of-thought prompting on cutting-edge models like GPT-3.5 and GPT-4. We delved into various variants of Flan-T5 and T5 models, such as large L, XL, and XXL. A thorough analysis was undertaken to compare the performance of these models against human performance benchmarks.

Type	Human GPT-4				Human GPT-4			
	F1	R1	R2	MET	F1	R1	R2	MET
	<b>Head Set</b>							
Boolean	100.0	50.0	100.0	50.0	100.0	50.0	25.0	31.1
Temporal	86.74	72.4	86.98	72.46	86.91	72.43	61.16	60.22
Count	83.87	76.17	82.7	76.04	82.7	76.02	40.33	39.27
Age	84.91	58.21	84.91	58.21	84.91	58.17	30.99	30.97
Money	85.29	66.9	85.29	66.66	85.29	66.66	65.26	65.64
Percentage	62.5	45.19	62.5	45.72	62.5	45.72	36.42	21.33
Ordinal	66.67	50.0	66.67	50.0	66.67	50.0	28.33	0.0
Place	97.87	87.8	97.87	88.41	97.87	88.41	60.45	40.67
Person	92.62	68.9	92.49	68.81	92.49	68.81	62.32	38.98
Organization	91.79	84.24	91.79	84.23	90.92	84.1	70.35	39.68
Product	100.0	100.0	100.0	100.0	100.0	100.0	71.88	57.09
Unknown	86.51	72.16	85.82	72.62	85.82	72.43	55.2	46.58
	<b>Tail Set</b>							
Boolean	57.14	52.44	57.14	54.62	57.14	53.52	28.57	31.1
Temporal	85.52	67.43	85.61	67.63	85.55	67.52	63.4	60.22
Count	87.1	75.92	87.47	76.04	87.47	75.97	44.2	39.27
Age	91.96	60.57	91.93	60.75	91.93	60.67	45.95	30.97
Money	80.0	69.44	93.33	71.6	93.33	71.6	68.25	65.64
Percentage	23.33	35.71	22.22	37.25	22.22	37.25	8.33	21.33
Ordinal	0.0	0.0	0.0	0.0	0.0	0.0	0.0	0.0
Place	87.5	63.75	87.5	63.64	87.5	63.64	53.05	40.67
Person	75.09	38.69	75.09	39.07	75.09	38.84	65.4	38.98
Organization	95.35	61.46	95.35	66.6	95.35	66.6	61.21	39.68
Product	100.0	100.0	100.0	100.0	100.0	100.0	50.0	57.09
Unknown	86.38	62.89	85.48	63.6	85.48	63.48	61.06	46.58

Table 25: Comparison between Human and GPT-4 w.r.t. entity type

Type	Human GPT-4				Human GPT-4			
	F1	R1	R2	MET	F1	R1	R2	MET
agency	73.96	77.75	73.96	77.94	73.96	77.94	55.64	77.07
aircraft	89.58	76.61	85.42	76.32	85.42	76.32	57.7	58.45
art	100.0	93.33	100.0	93.33	100.0	93.33	62.59	59.4
board game	89.58	93.54	89.58	93.42	89.58	93.42	61.52	67.91
book	83.33	94.07	83.33	94.04	83.33	94.04	58.21	65.41
character	92.59	88.89	92.59	88.89	92.59	88.89	61.08	60.85
church	85.93	71.9	85.93	71.71	85.93	71.71	64.87	59.57
company	92.38	79.05	92.38	78.75	92.38	78.75	69.28	62.31
concert	88.89	89.42	88.89	89.38	88.89	89.38	69.56	68.52
country	81.48	78.74	81.48	78.63	81.48	78.63	54.93	75.45
court	87.62	86.19	87.62	86.17	87.62	86.17	68.68	70.67
cricket team	76.67	84.81	76.67	84.81	76.67	84.81	50.18	72.5
disaster	88.38	85.48	82.72	84.81	79.94	84.81	57.96	65.34
event	100.0	62.35	100.0	62.22	100.0	62.22	77.42	49.17
fighter	44.44	54.06	44.44	53.29	44.44	53.29	24.85	32.35
finance	77.42	54.21	77.42	53.97	77.42	53.97	52.96	40.33
history	82.96	50.48	82.96	51.09	82.96	51.09	58.15	36.8
leaders	85.93	61.59	85.93	61.65	85.93	61.49	63.95	51.06
military conflicts	88.57	65.13	81.43	64.29	81.43	64.29	46.77	41.83
monument	83.33	77.69	83.33	77.92	83.33	77.92	64.91	61.82
movie	72.92	68.06	72.92	68.55	72.92	68.55	47.58	46.46
music	100.0	68.18	100.0	68.18	100.0	68.18	72.74	48.68
musician	83.33	75.87	83.33	75.82	83.33	75.82	64.59	58.96
unknown	95.45	78.02	95.0	77.95	95.0	77.95	69.8	65.72
national cricket team	88.33	84.58	88.33	84.44	88.33	84.44	68.62	68.02
national football team	86.11	83.33	86.11	83.33	86.11	83.33	48.26	50.07
nobel	82.05	78.3	82.05	78.26	82.05	78.26	55.89	57.54
office holders	87.04	62.5	87.04	62.83	87.04	62.58	63.13	54.76
person	90.91	59.57	90.91	59.64	90.91	59.64	57.48	40.77
rail line	100.0	80.0	100.0	80.0	100.0	80.0	79.68	69.68
railway	93.33	87.69	93.33	87.62	93.33	87.62	77.3	75.52
ships	82.22	66.44	84.13	67.26	84.13	67.26	66.04	63.73
song	83.33	72.53	83.33	73.21	83.33	72.72	64.92	54.83
space	81.04	52.67	81.82	52.93	81.82	52.65	58.84	43.72
sports	86.66	71.34	86.81	71.45	86.73	71.41	54.93	51.29
university	100.0	76.1	88.89	74.77	88.89	74.27	54.51	53.94
war	86.47	61.99	86.47	62.51	86.47	62.51	56.02	41.8
website	100.0	100.0	100.0	100.0	100.0	100.0	79.17	79.17

Table 26: Comparison between Human and GPT-4 w.r.t. coarse-grained categories for Head Set

**Flan-T5** is an instruction fine-tuned derivative of the T5 language model, purposefully crafted to excel in a wide array of natural language processing tasks. These tasks include, among others, text generation, summarization, and translation. With the integration of instruction-based fine-tuning, Flan-T5 boosts its competency in handling zero-shot NLP tasks while also facilitating few-shot in-context learning. Thanks to its advanced encoder-decoder architecture and attention mech-

Type	Human GPT-4				Human GPT-4			
	F1	R1	R2	MET	F1	R1	R2	MET
actor	90.48	81.27	90.48	81.27	90.48	81.27	55.65	53.9
agency	73.96	77.75	73.96	77.94	73.96	77.94	55.64	77.07
aircraft	89.58	76.61	85.42	76.32	85.42	76.32	57.7	58.45
album	100.0	53.85	100.0	53.85	100.0	53.85	71.32	34.44
athlete	86.11	76.21	86.11	75.97	86.11	75.97	48.16	47.89
badminton	88.89	67.37	88.89	67.76	88.89	67.76	50.28	45.32
baseball	90.74	76.42	90.74	76.76	90.74	76.76	63.68	60.2
basketball	92.22	80.1	91.98	80.12	91.98	80.12	69.02	69.65
board game	96.3	97.62	96.3	97.49	96.3	97.49	66.17	72.07
body builder	88.75	70.63	88.75	70.78	88.75	70.5	64.75	58.99
book	83.33	94.07	83.33	94.04	83.33	94.04	58.21	65.41
car driver	76.19	67.92	76.19	67.99	76.19	67.85	47.68	53.96
character	92.59	88.89	92.59	88.89	92.59	88.89	61.08	60.85
christian leader	85.93	61.59	85.93	61.65	85.93	61.49	63.95	51.06
church	85.93	71.9	85.93	71.71	85.93	71.71	64.87	59.57
civil war	87.69	77.51	87.69	78.06	87.69	78.06	53.73	53.56
company	92.38	79.05	92.38	78.75	92.38	78.75	69.28	62.31
concert	88.89	89.42	88.89	89.38	88.89	89.38	69.56	68.52
country	81.48	78.74	81.48	78.63	81.48	78.63	54.93	75.45
court	87.62	86.19	87.62	86.17	87.62	86.17	68.68	70.67
cricket team	76.67	84.81	76.67	84.81	76.67	84.81	50.18	72.5
curling	87.5	64.95	87.5	64.92	87.5	64.92	49.46	45.44
current war	85.71	52.38	85.71	52.88	85.71	52.88	57.44	34.52
earthquake	88.38	85.48	82.72	84.81	79.94	84.81	57.96	65.34
economy	77.42	54.21	77.42	53.97	77.42	53.97	52.96	40.33
emperor	82.96	50.48	82.96	51.09	82.96	51.09	58.15	36.8
empire	95.45	78.02	95.0	77.95	95.0	77.95	69.8	65.72
event	100.0	62.35	100.0	62.22	100.0	62.22	77.42	49.17
fighter	44.44	54.06	44.44	53.29	44.44	53.29	24.85	32.35
figure skating	87.76	64.27	87.76	64.28	87.76	64.28	52.48	43.14
footballer	77.33	43.28	77.33	44.92	77.33	44.92	48.41	30.64
game	80.95	88.3	80.95	88.18	80.95	88.18	55.53	62.56
golf	81.48	51.85	81.48	51.85	81.48	51.85	52.41	39.38
handball	87.18	81.0	87.18	80.95	87.18	80.95	61.21	59.2
ice hockey	87.6	81.62	87.6	82.64	87.6	82.64	55.94	53.43
lacrosse	78.89	77.36	80.97	77.27	80.97	77.27	45.69	52.51
launchpad	56.67	52.26	56.67	52.05	56.67	52.05	43.19	34.6
marital artist	83.64	87.06	85.61	87.61	85.61	87.61	58.94	68.47
military conflicts	88.57	65.13	81.43	64.29	81.43	64.29	46.77	41.83
monument	83.33	77.69	83.33	77.92	83.33	77.92	64.91	61.82
movie	87.5	77.78	87.5	77.38	87.5	77.38	65.99	60.1
music	100.0	88.89	100.0	88.89	100.0	88.89	74.79	69.24
musician	83.33	75.87	83.33	75.82	83.33	75.82	64.59	58.96
national cricket team	88.33	84.58	88.33	84.44	88.33	84.44	68.62	68.02
national football team	86.11	83.33	86.11	83.33	86.11	83.33	48.26	50.07
nba	80.0	84.73	80.0	84.67	80.0	84.67	55.93	62.94
nfl	79.17	69.3	79.17	69.33	79.17	69.33	53.52	52.42
nobel	82.05	78.3	82.05	78.26	82.05	78.26	55.89	57.54
office holders	87.04	62.5	87.04	62.83	87.04	62.58	63.13	54.76
painter	100.0	93.33	100.0	93.33	100.0	93.33	62.59	59.4
person	94.87	44.03	94.87	44.15	94.87	44.15	61.06	31.02
politician	66.67	84.67	66.67	84.62	66.67	84.62	40.62	58.19
racing	76.92	66.49	76.92	66.3	76.92	66.3	48.9	47.75
rail line	100.0	80.0	100.0	80.0	100.0	80.0	79.68	69.68
railway	93.33	87.69	93.33	87.62	93.33	87.62	77.3	75.52
rugby	96.3	64.32	96.3	64.47	96.3	64.42	57.87	46.54
sailor	89.29	69.23	89.29	69.18	89.29	69.18	44.64	42.79
scientist	90.37	81.13	90.37	80.92	90.37	80.92	57.24	59.58
show	58.33	58.33	58.33	59.72	58.33	59.72	29.17	32.81
skier	94.44	79.28	94.44	79.23	94.44	79.23	56.94	48.37
song	83.33	72.53	83.33	73.21				



Type	Tail Domain							
	Human F1	GPT-4	Human R1	GPT-4 R2	Human R2	GPT-4 MET		
army	77.14	55.91	77.68	56.54	77.68	56.32	55.05	47.01
boxing	88.89	67.97	88.89	67.84	88.89	67.84	59.52	50.04
cricket	89.29	70.29	89.29	70.2	89.29	70.2	53.65	44.37
cycling	95.16	62.79	95.06	65.51	95.06	65.51	55.53	41.64
cyclone	74.6	44.12	74.6	44.53	74.6	44.32	49.08	29.99
disease	67.94	59.37	70.46	59.9	70.46	59.6	42.98	41.08
fl	93.89	75.9	93.89	75.94	93.89	75.94	55.96	50.46
hockey	92.27	72.27	92.27	72.23	92.27	72.23	54.05	44.19
holiday	76.29	57.37	77.01	57.71	77.01	57.29	48.49	44.26
orbitor	83.33	70.8	83.33	70.52	83.33	70.52	64.27	55.87
planet	83.33	83.33	83.33	83.33	83.33	83.33	56.25	56.25
political party	86.38	72.89	86.38	73.33	86.38	73.33	62.83	57.61
proxy war	87.94	59.5	87.62	60.01	87.62	59.93	66.19	49.49
ship	84.69	67.61	84.69	68.24	84.69	68.24	61.13	51.91
sports event	86.35	82.93	86.78	83.02	86.28	82.78	58.24	59.77
squash	87.5	85.11	87.5	85.11	87.5	85.11	50.22	50.49
sumo	88.65	64.12	88.61	64.18	88.61	64.07	58.57	51.88
terrorist organization	91.67	71.35	91.67	70.59	91.67	70.59	53.12	70.0
time zone	87.22	61.85	79.33	62.03	79.33	62.03	64.51	55.11

Table 29: Comparison between Human and GPT-4 w.r.t. fine-grained categories for Tail Set

anisms, Flan-T5 efficiently leverages contextual information to generate high-quality output. This capability promotes opportunities for enhanced performance and adaptability across various language processing applications.

Our study involved fine-tuning the Flan-T5 model across its different variants: Flan-T5-Base, Flan-T5-Large, and Flan-T5-XL. Alongside this, we also carried out zero-shot, few-shot (with and without chain of thought prompting) experiments on Flan-T5-Large, Flan-T5-XL, and Flan-T5-XXL.

**BART (Bidirectional and AutoRegressive Transformers)** is a robust sequence-to-sequence model architecture widely adopted in various natural language processing tasks. By fusing bidirectional and autoregressive training objectives, BART is capable of exploiting the context of both the input and target sequences. Given that BART features an autoregressive decoder, it can be directly fine-tuned for sequence generation tasks, such as abstractive question answering.

We fine-tuned the BART-Large model, consisting of 12 encoder-decoder layers with 440 million parameters, and BART-Base model, comprising 6 encoder-decoder layers and 140 million parameters. The performance analysis and outcomes of these fine-tuned models can be found in the main paper.

**T5 (Text-To-Text Transfer Transformer)** is a versatile language model architecture. Based on the transformer model, T5 is equipped to handle various natural language processing tasks. By leveraging a "text-to-text" training approach, T5 learns to transform input text into target text, thus enabling it to manage a wide variety of tasks. These tasks include text classification, summarization, translation, and question answering. The T5 model

incorporates an encoder-decoder structure with several layers of self-attention mechanisms and uses a shared vocabulary and tokenization scheme, thereby ensuring a consistent representation and efficient processing of text data.

We carried out fine-tuning on different variants of the T5 model: T5-Base, T5-Large, and T5-XL. We also conducted zero-shot experiments on T5-Large, T5-XL, and T5-XXL.

**GPT-3.5-turbo and GPT-4** are the latest developments in the distinguished GPT series of language models. GPT-3.5 Turbo is an enhanced variant of GPT-3, boasting approximately 154 billion parameters and demonstrating superior language processing capabilities. It is particularly adept at text generation, comprehension, summarization, among other tasks. Conversely, GPT-4 signifies the next step in language modeling with an expected model size of around 1 trillion parameters and improved language understanding and generation capacities. These models rely on vast pretraining data for superior generalization and exhibit excellent performance in both zero-shot and few-shot learning scenarios.

We conducted a suite of experiments on GPT-3.5 Turbo and GPT-4, focusing on zero-shot and few-shot learning scenarios, examining their performance with and without reasoning capabilities.

**Table Representation.** Firstly, each table is transformed from HTML into a JSON representation, containing subheadings, rows with keys and their respective values, as well as the table title and category as distinct keys. We employed a linearization process akin to INFOTABS (Gupta et al., 2020), using delimiters such as "tab" or ":" to separate keys, and "newline" or ";" for rows. Subsections are partitioned by double "new lines" or "#". For instance, in Table 1, the representation is: Title: Petya Nedelcheva # Personal Information # Country: Bulgaria; Born: July 30, 1983 (age 38), and soon.

## D Crowdsourcing Details

To construct TEMPTABQA, we divided the task into 80 batches, each consisting of three question-answer pair generations per HIT<sup>6</sup>. We assigned

<sup>6</sup>A Human Intelligence Task, or HIT, is a question that needs an answer. A HIT represents a single, self-contained, virtual task that a Worker can work on, submit an answer, and collect a reward for completing. HITs are created by Requester customers in order to be completed by Worker customers.

Dataset	Number	Gold/total
Dev	3	82/91
	4	3/3
	5	1/2
	Overall	148/166
Head	3	898/1033
	4	20/32
	5	23/32
	Overall	1627/1821
Tail	3	386/468
	4	26/33
	5	39/49
	Overall	999/1155

Table 30: Exact agreement between annotators

each HIT to three distinct annotators, resulting in an average of 9 QA pairs generated per table. The wage for each HIT, which involved generating three question-answer pairs for a given table, was set at 0.75 cents based on the average completion time observed during three pilot studies.

All our annotators were proficient English speakers from countries where English is spoken. They possessed master-level qualifications and maintained a HIT acceptance rate of 95% and above. We occasionally rewarded frequent and exceptional annotators with a bonus of 3 times the cost of the HIT. To ensure task quality, we implemented temporary blocking and rewarding mechanisms for annotators.

For verification purposes, each HIT required answering three questions and providing a brief explanation. An annotator received 0.15 cents per HIT for this task. If consensus was not reached among the initial three annotators, we reassigned the HIT to another set of three annotators. Here two we start with three pilot study to decide the cost of the annotation. Notably, we observed that the top 50 annotators were responsible for annotating approximately 90% of the dataset. This observation aligns with other crowdsourced data annotation projects such as SNLI and MultiNLI.

**Validation Details.** We employ straightforward pre-processing scripts to remove non-temporal and basic extractive questions from the training set prior to fine-tuning. For the test and development sets, we enforce rigorous quality control by manually reviewing each Table QA, with input from three experts who are NLP researchers. This process follows the initial automated script-based filtering and is aimed at ensuring high-quality complex temporal questions. Additionally, we address answer

units and correct spelling errors during our quality filtering. We prioritize questions involving intricate temporal reasoning and abstract concepts while filtering out questions with answers directly present in the question or associated tables. Questions that required external knowledge beyond common sense are also filtered.

Our annotators were directed to offer concise and pertinent answers. While the majority adhered to the instructions, a few instances deviated, leading to occasional ambiguities. These ambiguities typically emerged when multiple answer forms conveyed the same meaning but in different units or formats, such as '365 days' '12 months' or 'one year.' We ensured our assessment script didn't penalize models or human verifiers for unit or format conversion issues. We established regex rules that encompassed various forms, and these were further validated through human verification across numerous samples. Figure 30 shows the exact agreement between across several annotators.

## E More Examples from TEMPTABQA

Figures 2, 3, 4, 5, 6 show some examples of tabular question answers from TEMPTABQA.

Answering these questions demands from language models an understanding of temporal relationships to correctly connect time frames to pertinent events, as well as numerical reasoning to perform calculations, comparisons, and quantitative analyses based on temporal data. This includes both basic arithmetic and complex numerical reasoning like identifying trends or evaluating numerical changes over time.

These questions present challenges for language models due to the multi-faceted nature of the information required to answer them. First, they demand a deep understanding of temporal relationships, encompassing the ability to interpret and analyze time frames accurately. The language model must effectively connect these time frames to specific events, albums, or other relevant entities mentioned in the context.

Furthermore, numerical reasoning plays a crucial role in successfully addressing these questions. The language model needs to perform calculations, comparisons, and quantitative analysis based on temporal data to arrive at the correct answers. This entails not only basic arithmetic operations but also more sophisticated numerical reasoning, such as identifying trends, computing durations, or evaluat-

Dataset	Temporal	Entity	Domain	Task	Hybrid	Numerical	Synthetic	Abstractive
INFOTABS	✗	✓	Generic	NLI	✗	✓	Human	✓
TABFACT	✗	✗	Generic	NLI	✗	✓	Human	✓
LOGICQA	✗	✗	Generic	QA	✗	✓	Machine	✓
FETAQA	✗	✗	Generic	QA	✗	✓	Machine	✗
FINQA	✗	✗	Finance	QA	✓	✓	Human	✗
TATQA	✗	✗	Finance	QA	✓	✓	Human	✗
HYBRIDQA	✗	✗	Generic	QA	✓	✓	Human	✗
WIKITABLEQA	✗	✗	Generic	QA	✗	✗	Human	✗
SQUALL	✗	✗	Generic	QA	✗	✗	Human	✓
WIKISQL	✗	✗	Generic	QA	✗	✗	Human	✓
SQA	✗	✗	Generic	QA	✗	✓	Human	✓
TEMPTABQA	✓	✓	Generic	QA	✗	✓	Human	✓

Table 31: Comparison of TEMPTABQA with existing standard Tabular Datasets.

Statistic	WIKITABLEQA	HYBRIDQA	SQA	FINQA	TABFACT	FETAQA	SQUALL
# temporal	7807	33713	4634	6774	11219	5978	3876
temporal (%)	35.46	48.43	26.40	82.48	37.69	57.87	34.37
Question Types							
explicit	5830	28441	2899	6719	10797	5657	2901
implicit	1977	5272	1735	55	422	321	975
ordinal	1433	5267	276	149	107	510	754
Temporal Interval							
before	1006	1156	87	70	173	109	539
after	524	893	55	159	41	83	259
duration	1249	2520	391	1070	2218	562	567
yes/no	86	6	10	103	9	91	65
temporal	1783	8588	1845	52	1605	4681	526
Operation Involved							
max	531	1735	185	78	119	115	274
min	597	1272	198	344	219	352	294
count	2313	5789	273	223	597	706	1109
sum	619	965	128	1960	1954	254	316
difference	249	225	23	2390	4149	60	127
average	124	391	33	1788	2633	38	41
comparison	470	697	184	126	834	38	222

Table 32: Statistics of temporal question present in the existing tabular datasets. Most of the question are explicit and involve only numerical reasoning.

ing numerical changes over time.

## F Further Discussion

**Key Findings.** Based on our experimental analysis in §4, we conclude that even state-of-the-art large language models like GPT-4 struggle with temporal question answering on entity-centric tables within TEMPTABQA, despite humans’ high performance. Fine-tuning and few-shot learning techniques have a positive impact on the model’s performance. The model encounters more difficulties in the tail domain, comprising rare occurrences, compared to the head domain with more frequent instances. Techniques involving step-by-step explanations, such as chain of thought prompting, further enhance the model’s performance.

In our breakdown in §5, we discovered inconsistent performance of the model and humans across

various question types, answer entity types, reasoning operations, answer positions, and table domains. Both the model and humans demonstrate varying levels of proficiency across different categories. The analysis helps identify weaknesses and areas for improvement in future temporal reasoning models on semi-structured tabular data.

**Semi-structured Tables.** Semi-structured data lies in a realm between raw, unstructured text and rigidly structured content such as Knowledge Graph. This data landscape, where structured frameworks interweave with free-form text, spans the gamut from extensive verbosity like web pages, to succinct instances such as fact sheets, information tables, and technical specifications. Unlike databases, this type of data isn’t uniformly structured; it can be a heterogeneous assortment without preset schemas. Adding to the complexity, explana-

VERISIGN	
Type	Public
Traded as	Nasdaq: VRSN; S&P 500 component
Industry	Internet, communications
Founded	April 12, 1995; 28 years ago <sup>[1]</sup>
Founder	James Bidzos
Headquarters	Reston, Virginia, U.S.
Key people	James Bidzos (Chairman & CEO)
Revenue	<span style="color: green;">▲</span> US\$1.42 billion (2022)
Operating income	<span style="color: green;">▲</span> US\$943 million (2022)
Net income	<span style="color: red;">▼</span> US\$674 million (2022)
Total assets	<span style="color: red;">▼</span> US\$1.73 billion (2022)
Total equity	<span style="color: red;">▼</span> US\$-1.6 billion (2022)
Number of employees	917 (2022)

- Q1: What was Verisign's operating income the year the number of employees reached 904? A1: 886 million  
 Q2: Is net income of Verisign, Inc. was reduced in 2021 compared to 2020? A2: Yes  
 Q3: How long did it take for Verisign to reach over 900 employees? A3: 26 years  
 Q4: Who was the CEO in 1995? A4: James Bidzos

Figure 2: A semi-structured table (source: Wikipedia) along with accompanying temporal questions and their respective answers form TEMPTABQA.

tory text that imparts context isn't always at hand. Nonetheless, we frequently deduce insights from such diverse and incomplete data, bridging information gaps based on our expectations about relationships within.

**Reasoning Requirements.** Navigating semi-structured information necessitates a broad range of reasoning skills. We're tasked with comprehending a makeshift layout composed of elements like text snippets, form fields, or even sub structured components like lists. Querying this data calls for various levels of inference, ranging from straightforward lookups e.g. in Figure 1 querying Petya born place, to lexical deductions, such as understanding in same table single (WS) and double game (WD) format, junior championship vs. senior events of badminton, to grasping the nature of content within cells, the structure of the various events, the tournament names, tournament years and places, the total and specific medals tally, and the tournament types. Additionally, we might find ourselves aggregating insights across multiple rows, such as understanding that Dressage is a non-contact sport in which both genders compete, or even conducting intricate reasoning that melds temporal details with general knowledge.

**Similarity with Knowledge Graph.** However, it's important to note that Infoboxes exhibit a high degree of similarity with standard knowledge bases, particularly when compared to Wikidata. Wikidata generally surpasses Infoboxes in terms of comprehensiveness. When contrasting Wikidata with the

Death Magnetic		
Studio album by Metallica		
Released	September 12, 2008	
Recorded	March 14, 2007 – May 22, 2008	
Studio	Sound City (Los Angeles) Shangri-La (Malibu, California) Metallica's HQ (San Rafael, California)	
Genre	Thrash metal · heavy metal	
Length	74:46	
Label	Warner Bros.	
Producer	Rick Rubin	
Metallica chronology		
<i>St. Anger</i> (2003)	<i>Death Magnetic</i> (2008)	<i>The Metallica Collection</i> (2009)
Metallica studio album chronology		
<i>St. Anger</i> (2003)	<i>Death Magnetic</i> (2008)	<i>Hardwired... to Self-Destruct</i> (2016)
Singles from <i>Death Magnetic</i>		
1. "The Day That Never Comes" Released: August 21, 2008 <sup>[1]</sup>		
2. "All Nightmare Long" Released: December 15, 2008 <sup>[2]</sup>		
3. "Broken, Beat & Scarred" Released: April 3, 2009 <sup>[3]</sup>		

- Q1: How many singles were released in the same year Death Magnetic was released? A1: 2  
 Q2: How many months did it take for Metallica to record Death Magnetic? A2: 14 Months  
 Q3: How many years after Death Magnetic did Metallica record another studio album? A3: 8 years  
 Q4: How many singles were released on the Death Magnetic album in 2008-2009? A4: 3

Figure 3: A semi-structured table (source: Wikipedia) along with accompanying temporal questions and their respective answers form TEMPTABQA.

Infobox style, we observe significant distinctions in how information is structured. Wikidata adopts a more organized and structured approach, resembling a knowledge graph. For example, when dealing with a person's birth details, Wikidata neatly separates the information into distinct categories like "birth date," "birth place," and "birth name." In semi-structured Infoboxes, on the other hand, these details are often combined under a single heading, such as "Born." Furthermore, there is a noticeable contrast in how relationships are presented. In Wikidata, relationships are systematically categorized. For instance, instead of using a generic "spouse" label, Wikidata provides separate entries for "husband" and "wife," resulting in a more precise representation. In contrast, an Infobox might consolidate such information under a single "spouse" entry without specifying the gender.

**From a Temporal Perspective** Temporal details find distinct treatment as well. Wikidata distinctly separates "start date" and "end date," yielding precise timeline information. This stands in contrast to Infoboxes, where these details could be condensed into single terms like "service," potentially necessitating further interpretation. Wikidata's penchant for hierarchy is evident in how complex terms are



Miloš Obrenović I	
<b>Reign</b>	23 December 1858 – 26 September 1860
<b>Predecessor</b>	Alexander Karađorđević
<b>Successor</b>	Mihailo III (Obrenović)
Prince of Serbia	
<b>Reign</b>	6 November 1817 – 25 June 1839
<b>Predecessor</b>	Himself (As Grand Vožd of Serbia)
<b>Successor</b>	Milan II
Grand Vožd of Serbia	
<b>Reign</b>	23 April 1815 – 6 November 1817
<b>Predecessor</b>	Karađorđe
<b>Successor</b>	Himself (as Prince of Serbia)
<b>Born</b>	18 March 1780 or more probably 1783 Gornja Dobrinja near Požega, Ottoman Empire (now Serbia)
<b>Died</b>	26 September 1860 (aged 77 or 80) Belgrade, Serbia, Ottoman Empire
<b>Burial</b>	St. Mark's Church, Belgrade, Serbia
<b>Consort</b>	Ljubica Vukomanović
<b>Issue</b>	Princess Petria Princess Elisabeth Prince Milan Obrenović Prince Mihailo Obrenović Princess Maria Prince Todor Prince Gabriel
<b>House</b>	Obrenović
<b>Father</b>	Teodor Mihalović
<b>Mother</b>	Višnja Urošević
<b>Religion</b>	Serbian Orthodox

- Q1: Who was the Prince of Serbia in 1857 before Miloš Obrenović I? A1: Alexander Karađorđević
- Q2: How many years before his death did Miloš Obrenović I begin his second reign as the Prince of Serbia? A2: 2 years
- Q3: How long after Miloš Obrenović 's reign as Grand Vožd of Serbia ended did his second reign as Prince of Serbia begin? A3: 41 years
- Q4: How many years elapsed between reigns of Prince of Serbia for Miloš Obrenović I? A4: 19 years
- Q5: Who was the Prince of Serbia in 1840? A: Milan II

Figure 4: A semi-structured table (source: Wikipedia) along with accompanying temporal questions and their respective answers form TEMPTABQA.

broken down. For instance, a "government official" could be subcategorized as "president," "prime minister," and more. In contrast, Infoboxes might lack this hierarchical clarity, opting for more generalized terms. Granular attributes shine in Wikidata, with individual specifications for attributes like "awards," enabling a detailed breakdown of accolades. Conversely, Infoboxes could consolidate these attributes, obscuring the specifics of received awards. When it comes to event descriptions, Wikidata adopts a distinction between "start time" and "end time," leading to lucid event elucidations. In Infoboxes, these might be captured by a singular term, potentially devoid of temporal context. Lastly, Wikidata's categorization of properties imparts a structured approach to data.

Aude Gemma Billard	
<b>Born</b>	1971 (age 51–52) Lausanne, Switzerland
<b>Nationality</b>	Swiss
<b>Alma mater</b>	B.S. and M.S. <i>École Polytechnique Fédérale de Lausanne</i> (EPFL), M.S. and Ph.D. <i>University of Edinburgh</i>
<b>Known for</b>	Applying machine learning to robotics to improve learning and task performance
<b>Awards</b>	2016 Nominated as Member of SATW, Swiss Academy of Engineering Sciences, 2016 Nominated for Outstanding Women in Academics SNSF, 2015 King-Sun Fu Best Transactions Paper Award, IEEE & Robotics and Automation Society, 2003 The Outstanding Young Person in Science and Innovation, Junior Chamber of Commerce, 2002 SNF Professeur Boursier, Career Award from Swiss National Science Foundation, 2001 Innovative Teaching Grant - Intel Corporation, 1999 Fellowship Medicus Foundation, 1996-97 Scholarship, Swiss National Science Foundation
<b>Fields</b>	<b>Scientific career</b> Machine learning, robotics, physics

- Q1: What award did Billard receive the same year she was Nominated as Member of SATW? A1: Nominated for Outstanding Women in Academics SNSF
- Q2: What award did Aude Gemma Billard get when she was 44 years old? A2: King-Sun Fu Best Transactions Paper Award
- Q3: How many years are between Billard's award for The Outstanding Young Person in Science and Innovation and Innovative Teaching Grant? A3: 2 years
- Q4: How many years ago did Aude Gemma Billard was got award for Fellowship Medicus Foundation? A4: 23 Years ago (1999)

Figure 5: A semi-structured table (source: Wikipedia) along with accompanying temporal questions and their respective answers form TEMPTABQA.

In contrast, Infoboxes may not adhere to a similar systematic categorization, potentially leading to ambiguity. Collectively, these instances highlight the structured nature of Wikidata in contrast to the more succinct, semi-structured implicit knowledge of Infoboxes .

**Entity Table  $\xrightarrow{\text{conversion}}$  Knowledge Graph.** As Infoboxes are highly structured (compared to Web tables), we could translate them to Wikidata and apply existing datasets and algorithms. Despite, this approach holds some promise, it's worth noting that transforming them into a clean and fully structured Wikidata format is in itself a challenging task, as highlighted earlier. Nevertheless, it presents an interesting opportunity to explore the capabilities of state-of-the-art language models in achieving this conversion. However, it's important to acknowledge that tables not found on Wikipedia, such as those containing e-commerce attribute values, research grants, medical reports, financial company data, etc., pose their own challenges when it comes to transitioning them into structured knowledge formats like Wikidata.

Roy Emerson	
Full name	Roy Stanley Emerson
Country (sports)	<span><span><span></span></span><span> </span></span> Australia
Residence	Newport Beach, California, U.S.
Born	3 November 1936 (age 86) Blackbutt, Queensland, Australia
Height	183 cm (6 ft 0 in) <sup>[1]</sup>
Turned pro	1968 (amateur tour from 1953)
Retired	1983
Plays	Right-handed (one-handed backhand)
Int. Tennis HoF	1982 ( <i>member page</i> ) <sup>[2]</sup>
Singles	
Career record	1397–416 (77.0%) <sup>[2]</sup>
Career titles	110 <sup>[2]</sup> (6 open era titles listed by ATP)
Highest ranking	No. 1 (1961, Ned Potter) <sup>[3]</sup>
Grand Slam singles results	
Australian Open	W (1961, 1963, 1964, 1965, 1966, 1967)
French Open	W (1963, 1967)
Wimbledon	W (1964, 1965)
US Open	W (1961, 1964)
Doubles	
Career record	204–64
Grand Slam doubles results	
Australian Open	W (1962, 1966, 1969)
French Open	W (1960, 1961, 1962, 1963, 1964, 1965)
Wimbledon	W (1959, 1961, 1971)
US Open	W (1959, 1960, 1965, 1966)
Team competitions	
Davis Cup	W (1959, 1960, 1961, 1962, 1964, 1965, 1966, 1967)

- Q1: When was the most recent time that Roy Emerson won the Australian Open? A1: 1969
- Q2: How long did Roy Emerson play in the amateur league before going professional? A2: 15 years
- Q3: How old was Roy Emerson when he retired from playing professionally? A3: 47 years old
- Q4: What year was Roy Emerson inducted into the International Tennis Hall of Fame? A4: 1982
- Q5: Which Grand Slam tournament did Emerson win the 2nd time he won the Davis Cup team competition? A5: French Open

Figure 6: A semi-structured table (source: Wikipedia) along with accompanying temporal questions and their respective answers form TEMPTABQA.

## G Table Representation for LLMs

We experimented with three prompts, each featuring detailed instructions similar to those given to human verifiers. These prompts were based on three distinct table representations using different delimiters. Our selection process involved choosing the prompt that yielded the best performance. We present the table input in a linear format, akin to the approach adopted in TABFACT (Chen et al., 2020b) and INFOTABS (Gupta et al., 2020). Here, we employ a distinctive denominator token to demarcate rows using ";" and columns using ":". We also explored alternative delimiters such as "|" and "#" as well, the performance was similar.

We also experimented with an approach involving attempted table-to-paragraph conversion, but it caused models to include unwanted external information. LLM parametric knowledge lead to out of table unwanted hallucination in the paragraph. The performance variation across these representations were marginal <1% in the F1-score, and <0.75% in the exact match.

## H Future Directions: Other Modeling Techniques

Based on our observations and discussions, we have identified several promising future directions for enhancing models performance on TEMPTABQA:

1. **LLM Pre-trained with Temporal Knowledge:** Explore techniques incorporating temporal aspects during pre-training for masked language models (e.g., Dhingra et al. (2022); Iv et al. (2022)). Assess their performance in temporal tabular tasks using auxiliary tasks from temporal question-answering datasets in open domains (Jia et al., 2021b), cloze-form, or event-centric settings (Dhingra et al., 2022; Chen et al., 2021a; Ning et al., 2018; Wen et al., 2021).
2. **Temporal-Aligned Models for Entity-Centric Tabular Data:** Utilize temporally tuned language models (e.g., TEQUILA, EXAQT, OTR-QA, TempoQR) on temporal knowledge-based question-answering datasets (e.g., CRONQUESTIONS (Saxena et al., 2021), TEMPQA-WD (Neelam et al., 2022)) for answering questions related to temporal events (Jia et al., 2018a,b; Shang et al., 2021; Mavromatis et al., 2021; Saxena et al., 2021; Neelam et al., 2022).
3. **Integrating External Temporal Knowledge:** Incorporate knowledge base question-answering datasets like CRONKBQA(Saxena et al., 2021), nto LLM models during pre-training (e.g., ERNIE (Zhang et al., 2019), WKLM, KECP, ERICA, DKPLM) or structural adaptation (e.g., ERNIE-THU, KnowBert, EaE, JAKET). Explore the use of non-entity temporal relations (e.g., ERICA, KEPLER, DKPLM, KP-PLM) through pre-training objectives or structural adaptation methods (e.g., FaE, K-adapter, KB-adapter,

KLMO, KERM, JointLK, GreaseLM, JAKET, KnowPrompt, OntoPrompt) as described in detail in (Hu et al., 2023).

4. **Fine-Tuning on Other Temporal Knowledge:** Investigate benefits of training on synthetic and counterfactual temporal data (implicit knowledge addition) to enhance model performance, similar to AUTOTNLI (Kumar et al., 2022) and (Eisenschlos et al., 2020). Consider using simple temporal data from unstructured text sources like Time-Sensitive-QA (Chen et al., 2021c) and CogCompTime (Ning et al., 2018), or structured text datasets like TempQA-WD, CronQUESTIONS, and TempQuestions (Saxena et al., 2021; Neelam et al., 2022; Jia et al., 2018b; Shang et al., 2021), which feature question-answering over knowledge graph embeddings with temporal links.