

A Graph Enhanced BERT Model for Event Prediction

Li Du, Xiao Ding*, Yue Zhang, Kai Xiong, Ting Liu, and Bing Qin

Research Center for Social Computing and Information Retrieval

Harbin Institute of Technology, China

{ldu, xding, kxiong, tliu, qinb}@ir.hit.edu.cn

Abstract

Predicting the subsequent event for an existing event context is an important but challenging task, as it requires understanding the underlying relationship between events. Previous methods propose to retrieve relational features from event graph to enhance the modeling of event correlation. However, the sparsity of event graph may restrict the acquisition of relevant graph information, and hence influence the model performance. To address this issue, we consider automatically building of event graph using a BERT model. To this end, we incorporate an additional structured variable into BERT to learn to predict the event connections in the training process. Hence, in the test process, the connection relationship for unseen events can be predicted by the structured variable. Results on two event prediction tasks: script event prediction and story ending prediction, show that our approach can outperform state-of-the-art baseline methods.

1 Introduction

Understanding the semantics of events and their underlying connections is a long-standing task in natural language processing (Minsky, 1974; Schank, 1975). Much research has been done on extracting script knowledge from narrative texts, and making use of such knowledge for predicting a likely subsequent event given a set of context events.

A key issue to fulfilling such tasks is the modeling of event relation information. To this end, early work exploited event pair relations (Chambers, 2008; Jans et al., 2012; Granroth and Clark, 2016) and temporal information (Pichotta, 2016; Pichotta and Mooney, 2016). The former has been used for event prediction by using embedding methods, where the similarity between subsequent events and context events are measured and used for candidate ranking. The latter has been used

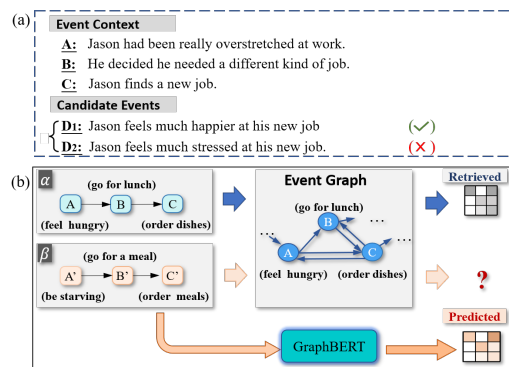


Figure 1: (a) An example for event prediction. (b) Given an event sequence, retrieval-based methods lookup structural information of events from event graph. However, in the test process, part of events may be not covered by the event graph, hence their connection information is unavailable. Different from retrieval-based methods, GraphBERT is able to predict the connection strength between events.

for neural network methods, where models such as LSTMs have been used to model a chain of context events. There has also been work integrating the two methods (Wang et al., 2017).

Despite achieving certain effectiveness, the above methods do not fully model the underlying connection between context events. As shown in Figure 1 (a), given the facts that *Jason had been overstretched at work*, *He decided to change job* and *Jason finds a new job*, the subsequent event *Jason is satisfied with his new job* is more likely than *Jason feels much stressed at his new job*, which can be inferred by understanding the fact that the reason for his new job search is stress in his job. Li et al. (2018b) and Koncel et al. (2019) consider such context structure by building event evolutionary graphs, and using network embedding models to extract relational features. For these methods, event graphs serve as a source of external structured knowledge, which are extracted from narrative texts and provide prior features for event correlation.

One limitation of their methods is that the effectiveness of their methods heavily relies on the

*Corresponding author

coverage of the event graph. As shown in Figure 1 (b), Li et al. (2018b) and Koncel et al. (2019)’s methods work by looking up the event tuples in the event graph to *retrieve* the connection information between events for predicting the output. This is done by the standard knowledge graph lookup operation. However, if the context events are not in the event graph, the method cannot find relevant information. Figure 1 (b) shows an extreme case. In event sequence β , although the context events *be starving* and *go for a meal* are highly similar to the event graph content *feel hungry* and *go for lunch*, the retrieval-based methods can fail to match context events in the event graph and utilize the event graph knowledge. However, in practice, it is infeasible to construct an event graph that covers most of the possible events. As an event is the composition of multiple arguments, so the same event can correspond to various semantically equivalent expressions, such as “feel hungry” vs “be starving”, or “hunger”, etc. This would limit the performance of the retrieval-based systems.

To address this issue, we consider automatically predicting the event links using a graph-enhanced BERT model (**GraphBERT**). As shown in Figure 1 (b), we collect event structure information into a BERT model with graph structure extension. Given a set of event contexts, we use the GraphBERT model to construct an event graph structure by predicting connection strengths between context events, instead of retrieving them from a prebuilt event graph. Specifically, we extend the BERT model by introducing a structured variable, which captures the connection strengths between events. As shown in Figure 2, during training, both context events and external event graph information are used to train the structured variable. During testing, the structured variable which describes connection strengths between events is obtained using the context event only, which is used for finding the next event. Subsequently, we encode the predicted link strength for making a prediction.

Experimental results on standard datasets show that our model outperforms baseline methods. Further analysis demonstrates that GraphBERT can predict the connection strengths for unseen events and improve the prediction accuracy. The codes are publicly available at <https://github.com/sjcfjr>.

2 Background

As shown in Figure 1 (a), the task of event prediction (Mostafazadeh et al., 2016; Li et al., 2018b) can be defined as choosing the most reasonable subsequent event for an existing event context. Formally, given a candidate event sequence $X = \{X_{e_1}, \dots, X_{e_t}, X_{e_{c_j}}\}$, where $\{X_{e_1}, \dots, X_{e_t}\}$ are t context events and $X_{e_{c_j}}$ is the c_j th candidate subsequent event, the prediction model is required to predict a relatedness score $Y \in [0, 1]$ for the candidate subsequent event given the event context.

Event graphs (Li et al., 2018b) have been used to represent relationships between multiple events. Formally, an event graph could be denoted as $G = \{V, R\}$, where V is the node set, R is the edge set. Each node $V_i \in V$ corresponds to an event X_i , while each edge $R_{ij} \in R$ denotes a directed edge $V_i \rightarrow V_j$ along with a weight W_{ij} , which is calculated by:

$$W_{ij} = \frac{\text{count}(V_i, V_j)}{\sum_k \text{count}(V_i, V_k)} \quad (1)$$

where $\text{count}(V_i, V_j)$ denotes the frequency of a bigram (V_i, V_j) . Hence, the weight W_{ij} is the probability that X_j is the subsequent event of X_i .

3 Baseline System

Before formally introducing the GraphBERT framework, we first introduce a retrieval-based baseline system. As Figure 2 (a) shows, given an event sequence $X = \{X_{e_1}, \dots, X_{e_t}, X_{e_{c_j}}\}$, the baseline system retrieves the corresponding structural information for each event within X from a prebuilt event graph G , and then integrates the retrieved structural information into the BERT frame for predicting the relatedness score Y .

For an arbitrary event tuple (X_{e_i}, X_{e_j}) , if it is covered by the event graph G (i.e., both X_{e_i} and X_{e_j} are nodes of G), then we can retrieve the corresponding node embeddings e_i and e_j , together with the edge weight A_{ij} by matching the event tuple in the event graph. The representation vector of the events within X further form into an embedding matrix E , and the edge weights form into an adjacency matrix A . To make use of the retrieved structural information for enhancing the prediction process, we first employ a graph neural network to combine the event representation matrix and the adjacency matrix:

$$E^{(U)} = \sigma(AEW_U) \quad (2)$$

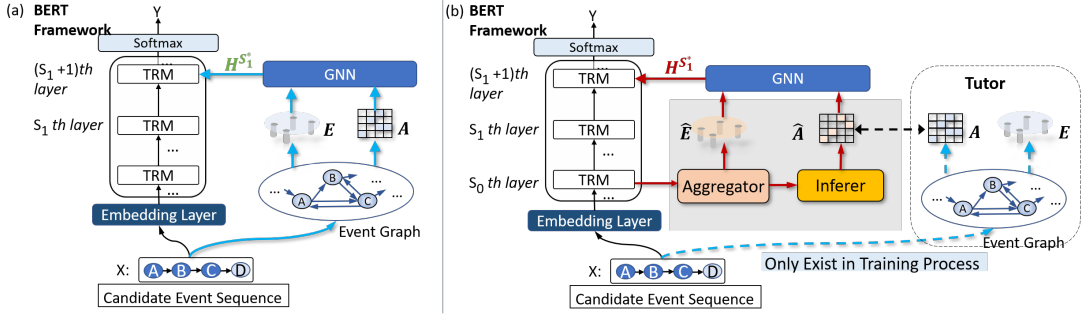


Figure 2: Model Structure. (a) Architecture of the baseline system. Given an event sequence, the baseline system retrieves event node features and connection strength from a prebuilt event graph. (b) In addition to the baseline system, GraphBERT introduces an additional **aggregator** to obtain event representation from the hidden states of BERT, and learns to predict the connection strength between events in the training process using the **inferer**. So that in the test process, the connection information can be predicted for arbitrary event.

where $W_U \in \mathbb{R}^{d \times d}$ is a weight matrix; σ is a sigmoid function; $E^{(U)}$ is the event representation matrix updated by A .

Then the combined event graph knowledge can be merged into the frame of BERT for enhancing the prediction process. To this end, we employ an attention operation to softly select relevant information from the updated event representations $E^{(U)}$, and then update the hidden states of BERT. Specifically, we take the hidden states of the s_1 th Transformer layer of BERT (denoted as H^{s_1}) as the query, and take the updated event representation $E^{(U)}$ as the key:

$$E^{(U)*} = \text{MultiAttn}(H^{s_1}, E^{(U)}) \quad (3)$$

where $E^{(U)*}$ carries information selected from $E^{(U)}$ and relevant to H^{s_1} .

Then we merge $E^{(U)*}$ with H^{s_1} through an addition operation, and employ layer normalization to keep gradient stability:

$$H^{s_1*} = \text{LayerNorm}(E^{(U)*} + H^{s_1}) \quad (4)$$

H^{s_1*} contains both the node feature information and the connection information between events. By taking H^{s_1*} as the input of the subsequent $(s_1 + 1)$ th Transformer layers of BERT, the event prediction process is enhanced with the predicted event graph knowledge.

This retrieval-based baseline system can be regarded as the adaption of Li et al. (2018b) and Koncel et al. (2019)’s retrieval-based methods on a pretrained model BERT.

4 GraphBERT

A critical weakness of the retrieval-based baseline system is that it heavily relies on the coverage of

the event graph. In other words, if an event is not covered by the event graph, then the structural information (i.e., node features and the adjacency matrix) would be absent from the constructed event graph, which further limits the model performance.

In this paper, we propose a predictive-based framework GraphBERT. GraphBERT uses the transformer layers of BERT as an encoder to obtain the representation for arbitrary events, and then learns to predict the link strength between events in the training process, so that the sparsity issues in the retrieval process can be avoided.

To this end, as Figure 2 (b) shows, in contrast to the retrieval-based baseline system, we introduce two more modules: (1) An **aggregator** to obtain event representations from the BERT framework; (2) an **inferer** to predict the link strength between events based on the event representations.

4.1 Event Encoding

Given an event sequence X , to calculate the event representations and predict the link strength for events within X , GraphBERT first encodes X into a set of *token-level* distributed representations by taking the 1st- s_0 th Transformer layers of BERT as an encoder. Then an aggregator is employed to aggregate the token level representations into event representations.

Token Level Representations For an event sequence $X = \{X_1, \dots, X_{t+1}\}$, where $X_i = \{x_1, \dots, x_{l_i}\}$ is an event within X and with l_i tokens, the s_0 th Transformer layer of BERT encodes these tokens into contextualized distributed representations $H^{s_0} = \{(h_1^1, \dots, h_{l_1}^1), \dots, (h_1^{t+1}, \dots, h_{l_{t+1}}^{t+1})\}$, where $h_j^i \in \mathbb{R}^{1 \times d}$ is the distributed representation of the j th token of event X_i . Then we conduct the graph information prediction as well as the predic-

tion task based on the token representations.

Event Level Representations An **aggregator module** aggregates tokens representation of events derived from the hidden states of BERT (i.e., H^{s_0}) to obtain the event level representations. For an arbitrary event $X_i \in X$, we employ a multi-head attention operation (Vaswani et al., 2017) to aggregate information from the corresponding token representations $H_i^{s_0} = (h_{l_1}^i, \dots, h_{l_i}^i)$ and obtain the vector representation of X_i . Specifically, we define the query matrix of attention operation as $q_i = \frac{1}{l_i} \sum h_{l_i}^i$, and take $H_i^{s_0}$ as the key matrix as well as the value matrix. Then the representation of X_i is calculated as:

$$\hat{e}_i = \text{MultiAttn}(q_i, H_i^{s_0}, H_i^{s_0}) \quad (5)$$

where $\hat{e}_i \in \mathbb{R}^{1 \times d}$.

In this way, we can obtain the representation of all events within X , which we denote as $\hat{E} = \{\hat{e}_1, \dots, \hat{e}_{t+1}\}$, where $\hat{E} \in \mathbb{R}^{(t+1) \times d}$ is a matrix. Note that through the embedding layer of BERT, position information has been injected into the token representations. Thus \hat{E} carries event order information.

Then the event representation matrix \hat{E} is used for predicting the link strength between events. Hence, the performance of link strength prediction can be strongly influenced by the quality of \hat{E} . By deriving \hat{E} from the hidden states of BERT, the abundant language knowledge within BERT can be utilized to obtain the event representations.

4.2 Link Strength Prediction

Given the event representation matrix \hat{E} as node features, we employ an **inferer module** to predict the connection strength between arbitrary events within X , regardless of whether these events are seen in the training process. The output is a matrix $\hat{A} \in \mathbb{R}^{(t+1) \times (t+1)}$, where \hat{A}_{ij} models the probability that event j is the subsequent event of event i .

We stack n graph attention (GAT) layers (Veličković et al., 2017) for consolidating event features. For an event X_i , the GAT layer works on the neighborhood of X_i to aggregate information. Since the connection between events are unknown a priori, we set the neighborhood set of event X_i as $\mathcal{N}_i = \{X_j\}$, where $X_j \in X, j \neq i$.

Therefore, at the k th graph attention layer, given the representation of the i th event \hat{e}_i^k , we calculate the attention coefficients between other events and derive deep event representation as:

$$\begin{aligned} \alpha_{ij} &= \text{softmax}_{j \in \mathcal{N}_i} (\text{Relu}(u[W_\alpha \hat{e}_i^k || W_\alpha \hat{e}_j^k])) \\ \hat{e}_i^{k+1} &= \sigma \left(\sum_{j \in \mathcal{N}_i} \alpha_{ij} W_\alpha \hat{e}_j^k \right) \end{aligned} \quad (6)$$

where $u \in \mathbb{R}^{1 \times 2d}$, $W_\alpha \in \mathbb{R}^{d \times d}$ are trainable parameters, $||$ is a concatenation operation. At the first GAT layer, \hat{e}_i^1 is initialized by \hat{e}_i derived from the aggregator.

After n graph attention operations, we employ a bilinear map to calculate a relation strength score between two events within X based on their deep representations:

$$\Gamma_{ij} = (\hat{e}_i^n W_R T(\hat{e}_j^n)) \quad (7)$$

where $W_R \in \mathbb{R}^{d \times d}$ are learnable parameters, $T(\cdot)$ is the transpose operation. For all $t+1$ events within X , the relation strength score between arbitrary two events forms a matrix $\Gamma \in \mathbb{R}^{(t+1) \times (t+1)}$, with each element Γ_{ij} measuring the relation strength between X_i and X_j .

Then we normalize the relation strength scores using the softmax function:

$$\hat{A}_{ij} = \text{softmax}_j(\Gamma_{ij}) \quad (8)$$

After the layer normalization, $\sum_j \hat{A}_{ij} = 1$.

Hence, with the aggregator and the inferer, GraphBERT can obtain representation and connection strengths for arbitrary events, regardless of whether or not the event is covered by the event graph. Then the predicted adjacency matrix \hat{A} and event representations \hat{E} can be used for prediction, and the process is same as the retrieval-based baseline, as described in Eq.(2)-Eq.(4).

4.3 Training of Inferer

In the training process, we employ a **tutor module** to supervise the prediction of \hat{A} using the structural information from a prebuilt event graph. Given an event sequence X , the tutor obtains an adjacency matrix A based on the edge weights of the event graph. Formally, the weights of A are initialized as:

$$A_{ij} = \begin{cases} W_{ij}, & \text{if } V_{i'} \rightarrow V_{j'} \in R, \\ 0, & \text{others.} \end{cases} \quad (9)$$

where $V_{i'}$, $V_{j'}$ are nodes in the event graph corresponding to the i th and the j th event of the candidate event sequence. The same as the predicted event adjacency matrix \hat{A} , A is also a $\mathbb{R}^{(t+1) \times (t+1)}$ matrix.

We scale A to make each row sum equals 1. Therefore, each element of A models the probability that the j th event is the subsequent event of

the i th event in X . In the training process, through minimizing the distance between \hat{A} and A , the inferer module is supervised by the tutor to learn to predict the event connection strength based on the event representations.

4.4 Optimization

The overall loss function is defined as:

$$L = L_{\text{Event Prediction}} + \lambda L_{\text{Graph Reconstruction}} \quad (10)$$

where $L_{\text{Event Prediction}}$ is a cross-entropy loss measuring the difference between predicted relatedness score Y and golden label, $L_{\text{Graph Reconstruction}}$ assess the difference between A and \hat{A} , λ is an additional hyperparameter for balancing the prediction loss with graph reconstruction loss.

For calculating $L_{\text{Graph Reconstruction}}$, we cast both A and \hat{A} as a set of random variables, and employ the KL divergence to measure their difference:

$$L_{\text{Graph Reconstruction}} = \sum_i \text{KL}(\text{MultiNomial}(\hat{A}_i) || \text{MultiNomial}(A_i)) \quad (11)$$

where i denotes the i th row, and $\text{MultiNomial}(\cdot)$ denotes the multinomial distribution.

5 Experiments

We evaluate our approach on two event prediction tasks: Multiple Choice Narrative Cloze Task (MCNC) (Granroth and Clark, 2016) and Story Cloze Test (SCT) (Mostafazadeh et al., 2016) by constructing an event graph based on the training set of MCNC to train the GraphBERT model and then adapts the GraphBERT model trained on the MCNC dataset to the SCT dataset to evaluate whether GraphBERT can predict the link strength between unseen events to enhance the prediction performance.

5.1 Dataset

Multiple Choice Narrative Cloze Task The MCNC task requires the prediction model to choose the most reasonable subsequent event from five candidate events given an event context (Granroth and Clark, 2016). In this task, each event is abstracted to Predicate-GR form (Granroth and Clark, 2016), which represents an event in a structure of {subject, predicate, object, prepositional object}. Following Granroth and Clark (2016), we extract event chains from the New York Times portion of the Gigaword corpus. The detailed statistics of the dataset are shown in Table 1.

	Training	Dev.	Test
#Documents	830,643	103,583	103,805
#Event Chains	140,331	10,000	10,000
#Unique Events	430,516	44,581	47,252
#Uncovered Events	0	24,358	24,081

Table 1: Statistics of the MCNC dataset.

Story Cloze Test Task The SCT task requires models to select the correct ending from two candidates given a story context. Compared with MCNC which focuses on abstract events, the stories in SCT are concrete events and with much more details. This dataset contains a five-sentence story training set with 98,162 instances, and 1,871 four-sentence story contexts along with a right ending and a wrong ending in the dev. and test dataset, respectively. Because of the absence of wrong ending in the training set, we only use the development and the test dataset, and split the development set into 1,771 instances for finetuning models and 100 instances for the development purpose.

5.2 Construction of Event Graph

The event graph is constructed based on the training set of the MCNC dataset. Each event within the training set of MCNC is taken as a node of the event graph, and the edge weights are obtained by calculating the event bigram frequency. Note that, as shown in Table 1, although the events have been processed into a highly abstracted form to alleviate the sparsity, there are still nearly half of the events in the development and test set of MCNC remains uncovered by the event graph. In the test process, for retrieval-based methods, given a candidate event sequence with length $t + 1$, the edge weights for events not covered by the event graph are all set as $1/(t + 1)$.

5.3 Experimental Settings

We implement the GraphBERT model using pre-trained BERT-base model, which contains 12 Transformer layers. We aggregate the *token* representations from the 7th Transformer layer of BERT, and merge the updated event representations to the 10th Transformer layer of BERT. The aggregator has a dimension of 768, and contains 12 attention heads. The inferer contains 1 GAT layer. The balance coefficient λ equals 0.01. During the training and testing process, we concatenate the elements of the Predicate-GRs to turn the Predicate-GRs into strings, so that the event sequences can conform to the input format of the GraphBERT model. More details are provided in the Appendix.

Baselines for MCNC

Event Pair and Event Chain Based Methods

(i) **Event-Comp** (Granroth and Clark, 2016) calculates the pair-wise event relatedness score using a Siamese network. (ii) **PairLSTM** (Wang et al., 2017) integrates event order information and pair-wise event relations to predict the ending event. (iii) **RoBERTa-RF** (Lv et al., 2020) enhances pre-trained language model RoBERTa with chain-wise event relation knowledge for making prediction.

Event Graph Based Methods

(i) **SGNN** (Li et al., 2018b) constructs a narrative event evolutionary graph (NEEG) to describe event connections, and propose a scaled graph neural network to predict the ending event based on structural information *retrieved* from the NEEG. (ii) **HeterEvent** (Zheng et al., 2020) encodes events using BERT, and implicitly models the word-event relationship by an heterogeneous graph attention mechanism. (iii) **GraphTransformer** (Koncel et al., 2019) *retrieves* structural information from event graph and introduces an additional graph encoder upon BERT to leverage the structural information.

Pretrained Language Model Based Methods

(i) **BERT** (Devlin et al., 2019) refers to the BERT-base model finetuned on the MCNC dataset. (ii) **GraphBERT $_{\lambda=0}$** refers the GraphBERT model optimized with the balance coefficient λ set as 0. Hence, the structural information cannot be incorporated through the graph reconstruction term.

5.3.1 Settings for SCT

To test the generality of GraphBERT, we examine whether GraphBERT can utilize the structural knowledge learned from MCNC-based event graph to guide the SCT task. To make fair comparisons, we also trained the BERT (Devlin et al., 2019), GraphTransformer (Koncel et al., 2019) on the MCNC dataset, then finetuned them on the SCT dataset. In the following sections, we use the subscript “MCNC” to denote the model which has been trained on the MCNC dataset.

However, in the finetuning and test process, GraphTransformer still relies on an event graph to provide structural information. To address this issue, we abstract each event in the finetuning set and test set of SCT into the Predicate-GR form, which is the same form with the nodes in the MCNC-based event graph. As a result, structural information for an event in SCT can be retrieved from the MCNC-based event graph using its corresponding Predicate-GR form, once the event is covered by the event graph.

In addition to the above-mentioned methods, on the SCT dataset, we also compare GraphBERT with the following **event-chain-based** baselines:

(i) **HCM** (Chaturvedi et al., 2017) trains a logistic regression model based on contextual semantic features. (ii) **ISCK** (Chen, 2019) integrates narrative sequence and sentimental evolution information to predict the story ending.

5.3.2 Overall Results

We list the results on MCNC and SCT in Table 2 and Table 3, respectively. From the results on MCNC (Table 2), we can observe that:

(1) Compared to event-pair-based EventComp and event-chain-based PairLSTM, event-graph-based methods (i.e. SGNN, HeterEvent, GraphTransformer, and GraphBERT) show better performance. In addition, GraphBERT outperforms event-chain based RoBERTa-RF, though RoBERTa-RF is built upon a much more powerful language model. This confirms that involving event structural information could be effective for this task.

(2) Compared to BERT and GraphBERT $_{\lambda=0}$, graph enhanced models GraphTransformer and GraphBERT further improve the accuracy of script event prediction (T-test; P-Value < 0.01). This shows that linguistic and structural knowledge can have a complementary effect.

(3) Compared to the retrieval-based method GraphTransformer, GraphBERT shows efficiency of learning structural information from the event graph (T-test; P-Value < 0.01). This indicates that GraphBERT is able to learn the structural information from the event graph in the training process, and predict the correct structural information for unseen events in the test process.

Results on the SCT dataset (Table 3) show that:

(1) Comparing GraphBERT with BERT_{MCNC}, GraphBERT $_{\lambda=0,MCNC}$ shows that the graph information can also be helpful for the SCT task.

(2) Though incorporated graph information, the performance of GraphTransformer is close or inferior to BERT on SCT. This could be because of the limited size of the SCT development set, which contains 1,771 samples and might be insufficient to adapt GraphTransformer to the SCT problem. However, GraphBERT shows a 1.3% absolute improvement over BERT, which indicates the efficiency of GraphBERT in predicting the link strength between unseen events for predicting the ending event.

Methods	Accuracy(%)
Random	20.00**
EventComp (Granroth and Clark, 2016)	49.57**
PairLSTM (Wang et al., 2017)	50.83**
SGNN (Li et al., 2018b)	52.45**
BERT (Devlin et al., 2019)	57.35**
GraphTransformer (Koncel et al., 2019)	58.53**
HeterEvent (Zheng et al., 2020)	58.10**
GraphBERT $_{\lambda=0}$	57.23**
RoBERTa-RF (Lv et al., 2020)	58.66**
GraphBERT	60.72

Table 2: Performance of GraphBERT and baseline methods on the test set of MCNC. Accuracy marked with * means p-value < 0.05 and ** indicates p-value < 0.01 in T-test.

Methods	Accuracy(%)
HCM (Chaturvedi et al., 2017)	77.6**
ISCK (Chen, 2019)	87.6**
BERT (Devlin et al., 2019)	88.1*
BERT _{MCNC}	88.5*
GraphTransformer _{MCNC} (Koncel et al., 2019)	88.9
HeterEvent _{MCNC} (Zheng et al., 2020)	88.4*
GraphBERT $_{\lambda=0,MCNC}$	88.3*
GraphBERT_{MCNC}	89.8

Table 3: Model performance on the test set of SCT. Accuracy marked with * means p-value < 0.05 and ** indicates p-value < 0.01 in T-test.

5.4 Influence of the Accuracy of the Predicted Link Strength

We investigate the relationship between the accuracy of the predicted link strengths with the model performance. However, for events in the test set, the golden event graph is unavailable. To address this issue, we split the original training set of MCNC into a new training and evaluating set, containing 120,331 and 20,000 instances, respectively. For each sample, we calculate the Pearson correlation coefficient between the predicted connection strengths and connection strengths derived from the event graph, as well as the relationship between such correlation coefficient and model performance. The results are shown in Figure 3. We observe that, in general, GraphBERT can predict the connection between arbitrary events with reasonable accuracy. Also, the model performance improves as the connection prediction accuracy increases. This confirms that correctly predicting the event connections for unseen events can be helpful for the event prediction process.

5.5 Influence of the Coverage of the Event Graph

We conduct experiments to investigate the specific influence of the sparsity of the event graph on model performance. Based on the original test set of MCNC, we build new test sets with different proportions of uncovered events, and compare the

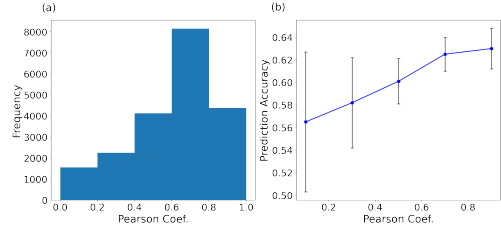


Figure 3: (a) The distribution of Pearson correlation coefficients between the predicted connection strength and connection strength derived from the event graph. (b) Relationship between correlation coefficient and model performance.

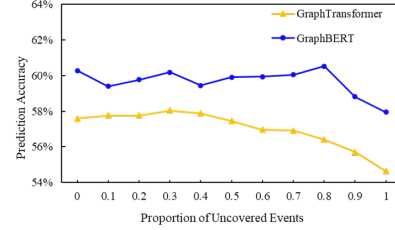


Figure 4: The performance of GraphBERT and GraphTransformer under different proportion of uncovered events.

performances of the GraphBERT framework with retrieval-based method GraphTransformer (Koncel et al., 2019) on these test sets. As shown in Figure 4, as the proportion of uncovered events increase from 0 to 1, the performance of GraphTransformer shows a negative trend in general. This is because, for retrieval-based methods, with the increase of sparsity, the availability of structural information decreases. Compared to GraphTransformer, the performance of GraphBERT is more stable. These results indicate that predicting the structural information can be useful for enhancing the performance of event prediction.

5.6 Case Study

Table 4 provides an example of prediction results from different models on the test set of SCT. The event context describes a story that a bear appeared in the campus and policemen came to tranquilize the bear. Given the event context, GraphBERT is able to choose correct ending E_1 *The bear fell asleep*, while GraphTransformer chooses the incorrect ending E_2 *The bear became very violent*.

To correctly predict the story ending, a model should understand the relationship between *gave a tranquilizer* and *fell asleep*. However, event *gave a tranquilizer* is not covered by the event graph. Hence, the retrieval-based method GraphTransformer is unable to obtain structural information from the event graph. On the other hand, in the event graph, there is a directed edge from a node *obj. sedated* to node *subj. slept*. This indicates that,

Event Context	Candidate Subsequent Event	Model
A: I heard that my school’s campus had been closed. B: The message said there was a bear on the grounds ! C: The police had to come and help get the bear away. D: They gave the bear a tranquilizer.	E₁: The bear fell asleep. (✓)	GraphBERT
	E₂: The bear became very violent. (×)	GraphTransformer

Table 4: An example of event predictions made by GraphTransformer and GraphBERT on the SCT dataset.

GraphBERT can learn the structural knowledge from the MCNC-based event graph, and predict the connection between *gave a tranquilizer* and *fell asleep* for instances in the SCT dataset.

6 Discussion

The GraphBERT model employs a structure variable \hat{A} to capture the “is_next_event” relationship between events. By introducing more parallel structural variables $\{\hat{A}^1, \dots, \hat{A}^k\}$, it can be extended to simultaneously learn multiple kinds of event relationships, such as temporal or causal relationship. Furthermore, previous researches demonstrate that the graph-structured relationship extensively exist between other semantic units, such as sentences (Yasunaga et al., 2017), or even paragraphs (Sonawane and Kulkarni, 2014). However, similar to the situation in event graph, it would be impractical to construct knowledge graphs that cover all possible connection relationships between all the sentences or paragraphs. This restricts the applicable of retrieval-based methods in these situations. On the contrary, our generative approach suggests a potential solution by learning the connection relationship from graph-structured knowledge base with limited size, then generalizing to the unseen cases.

7 Related Work

The investigation of scripts dates back to 1970’s (Minsky, 1974; Schank, 1975). The script event prediction task models the relationships between abstract events. Previous studies propose to model the pair-wise relationship (Chambers, 2008; Jans et al., 2012; Granroth and Clark, 2016) or event order information (Pichotta and Mooney, 2016; Pichotta, 2016; Wang et al., 2017) for predicting the subsequent event. Li et al. (2018b) and Lv et al. (2019) propose to leverage the rich connection between events using graph neural network and attention mechanism, respectively.

Different from script event prediction, the story cloze task (Mostafazadeh et al., 2016) focuses on concrete events. Therefore, it requires prediction models to learn commonsense knowledge for un-

derstanding the story plot and predicting the ending. To this end, Li et al. (2018a) and Guan (2019) propose to combine context clues with external knowledge such as KGs. Li et al. (2019) finetune pretrained language models to solve the task. Compared to their works, our approach can use both the language knowledge enriched in BERT to promote the comprehension of event context, and the structural information from event graph to enhance the modeling of event connections.

A recent line of work has been engaged in combining the strength of Transformer based models with graph structured data. To integrate KG with language representation model BERT, Zhang et al. (2019) encode KG with a graph embedding algorithm TransE (Bordes et al., 2013), and takes the representation of entities in KG as input of their model. However, this line of work only linearizes KGs to adapt the input of BERT. Graph structure is not substantially integrated with BERT. Guan (2019) and Koncel et al. (2019) propose retrieval-based methods to leverage the structural information of KG. However, in the event prediction task, the diversity of event expression challenges the coverage of the event graph, and prevents us from simply retrieving events in the test instances from the event graph. We propose to integrate the graph structural information with BERT through a predictive method. Compared to retrieval-based methods, our approach is able to learn the structural information of the event graph and *generate* the structural information of events to avoid the unavailable of structural information in test instances.

8 Conclusion

We devised a graph knowledge enhanced BERT model for the event prediction task. In addition to the BERT structure, GraphBERT introduces a structured variable to learn structural information from the event graph, and model the relationship between the event context and the candidate subsequent event. Compared to retrieval-based methods, GraphBERT is able to predict the link strength between all events, thus avoiding the (inevitable) sparsity of event graph. Experimental results on

MCNC and SCT task show that GraphBERT can improve the event prediction performances compared to state-of-the-art baseline methods. In addition, GraphBERT could also be adapted to other graph-structured data, such as knowledge graphs.

9 Acknowledgments

We thank the anonymous reviewers for their constructive comments, and gratefully acknowledge the support of the New Generation Artificial Intelligence of China (2020AAA0106501), and the National Natural Science Foundation of China (62176079, 61976073).

References

- Antoine Bordes, Nicolas Usunier, Alberto Garcia-Duran, Jason Weston, and Oksana Yakhnenko. 2013. Translating embeddings for modeling multi-relational data. *Advances in neural information processing systems*, 26.
- Chambers. 2008. Unsupervised learning of narrative event chains. In *Proceedings of the Association for Computational Linguistics-08: HLT*, pages 789–797.
- Snigdha Chaturvedi, Haoruo Peng, Dan Roth, and nbd. 2017. Story comprehension for predicting what happens next. In *Proceedings of the 2017 Conference on Empirical Methods in Natural Language Processing*, pages 1603–1614.
- Chen. 2019. Incorporating structured commonsense knowledge in story completion. In *Proceedings of the AAAI Conference on Artificial Intelligence*, volume 33, pages 6244–6251.
- Kevin Clark, Urvashi Khandelwal, Omer Levy, and Christopher D Manning. 2019. What does bert look at? an analysis of bert’s attention. In *Proceedings of the 2019 ACL Workshop BlackboxNLP: Analyzing and Interpreting Neural Networks for NLP*, pages 276–286.
- Andy Coenen, Emily Reif, Ann Yuan, Been Kim, Adam Pearce, Fernanda Viégas, and Martin Wattenberg. 2019. Visualizing and measuring the geometry of bert. In *Proceedings of the 33rd International Conference on Neural Information Processing Systems*, pages 8594–8603.
- Jacob Devlin, Ming-Wei Chang, Kenton Lee, and Kristina Toutanova. 2019. Bert: Pre-training of deep bidirectional transformers for language understanding. In *Proceedings of the 2019 Annual Meeting of the North American Chapter of the Association for Computational Linguistics*, pages 4171–4186.
- Mark Granroth and Stephen Clark. 2016. What happens next? event prediction using a compositional neural network model. In *Proceedings of the AAAI Conference on Artificial Intelligence*, volume 30.
- Guan. 2019. Story ending generation with incremental encoding and commonsense knowledge. In *Proceedings of the AAAI Conference on Artificial Intelligence*, volume 33, pages 6473–6480.
- Bram Jans, Steven Bethard, Ivan Vulić, and Marie Francine Moens. 2012. Skip n-grams and ranking functions for predicting script events. In *Proceedings of the 13th Conference of the European Chapter of the Association for Computational Linguistics*, pages 336–344.
- Ganesh Jawahar, Benoît Sagot, Djamé Seddah, Samuel Unicomb, Gerardo Iñiguez, Márton Karsai, Yannick Léo, Márton Karsai, Carlos Sarraute, Éric Fleury, et al. 2019. What does bert learn about the structure of language? In *57th Annual Meeting of the Association for Computational Linguistics (ACL), Florence, Italy*.
- Rik Koncel, Dhanush Bekal, Yi Luan, Mirella Lapata, and Hannaneh Hajishirzi. 2019. Text generation from knowledge graphs with graph transformers. In *Proceedings of the 2019 Annual Meeting of the North American Chapter of the Association for Computational Linguistics*, pages 2284–2293.
- Qian Li, Ziwei Li, Jin-Mao Wei, Yanhui Gu, Adam Jatowt, and Zhenglu Yang. 2018a. A multi-attention based neural network with external knowledge for story ending predicting task. In *Proceedings of the 27th International Conference on Computational Linguistics*, pages 1754–1762.
- Zhongyang Li, Xiao Ding, Ting Liu, et al. 2018b. Constructing narrative event evolutionary graph for script event prediction. In *International Joint Conference on Artificial Intelligence 2018*, pages 4201–4207. AAAI Press.
- Zhongyang Li, Xiao Ding, Ting Liu, et al. 2019. Story ending prediction by transferable bert. *arXiv preprint arXiv:1905.07504*.
- Shangwen Lv, Wanhui Qian, Longtao Huang, Jizhong Han, and Songlin Hu. 2019. Sam-net: Integrating event-level and chain-level attentions to predict what happens next. In *Proceedings of the AAAI Conference on Artificial Intelligence*, volume 33, pages 6802–6809.
- Shangwen Lv, Fuqing Zhu, and Songlin Hu. 2020. Integrating external event knowledge for script learning. In *Proceedings of the 28th International Conference on Computational Linguistics*, pages 306–315.
- Marvin Minsky. 1974. A framework for representing knowledge.
- Nasrin Mostafazadeh, Nathanael Chambers, Xiaodong He, Devi Parikh, Dhruv Batra, Lucy Vanderwende, Pushmeet Kohli, and James Allen. 2016. A corpus and cloze evaluation for deeper understanding

of commonsense stories. In *Proceedings of the 2016 Annual Meeting of the North American Chapter of the Association for Computational Linguistics*, pages 839–849.

Pichotta. 2016. Using sentence-level lstm language models for script inference. In *Proceedings of the 54th Annual Meeting of the Association for Computational Linguistics (Volume 1: Long Papers)*, pages 279–289.

Karl Pichotta and Raymond Mooney. 2016. Statistical script learning with recurrent neural networks. In *Proceedings of the Workshop on Uphill Battles in Language Processing: Scaling Early Achievements to Robust Methods*, pages 11–16.

Schank. 1975. Scripts, plans, and knowledge. In *Proceedings of the 4th international joint conference on Artificial intelligence-Volume 1*, pages 151–157.

Sheetal S Sonawane and Parag A Kulkarni. 2014. Graph based representation and analysis of text document: A survey of techniques. *International Journal of Computer Applications*, 96(19).

Ashish Vaswani, Noam Shazeer, Niki Parmar, Jakob Uszkoreit, Llion Jones, Aidan N Gomez, Łukasz Kaiser, and Illia Polosukhin. 2017. Attention is all you need. In *Advances in neural information processing systems*, pages 5998–6008.

Petar Veličković, Guillem Cucurull, Arantxa Casanova, Adriana Romero, Pietro Lio, and Yoshua Bengio. 2017. Graph attention networks. *arXiv preprint arXiv:1710.10903*.

Zhongqing Wang, Yue Zhang, Ching Yun Chang, and nbd. 2017. Integrating order information and event relation for script event prediction. In *Proceedings of the 2017 Conference on Empirical Methods in Natural Language Processing*, pages 57–67.

Michihiro Yasunaga, Rui Zhang, Kshitijh Meelu, Ayush Pareek, Krishnan Srinivasan, and Dragomir Radev. 2017. Graph-based neural multi-document summarization. In *Proceedings of the 21st Conference on Computational Natural Language Learning (CoNLL 2017)*, pages 452–462.

Zhengyan Zhang, Xu Han, Zhiyuan Liu, Xin Jiang, Maosong Sun, and Qun Liu. 2019. Ernie: Enhanced language representation with informative entities. *arXiv preprint arXiv:1905.07129*.

Jianming Zheng, Fei Cai, Yanxiang Ling, and Honghui Chen. 2020. Heterogeneous graph neural networks to predict what happen next. In *Proceedings of the 28th International Conference on Computational Linguistics*, pages 328–338.

10 Experimental Settings

10.1 Training Details

To conform to the input format of BERT, for an event described in the Predicate-GR form {subject,

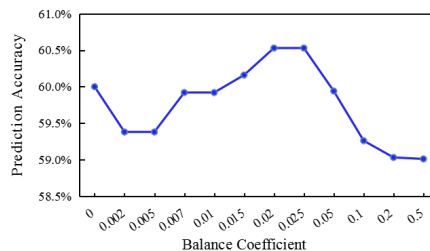


Figure 5: The performance of model trained with different balance coefficient λ .

predicate, object, prepositional object}, we first concatenate each element within the predicate-GR into a string “subject predicate object prepositional object”, so that an event described in a structured form is turned into a string. Then for satisfying the requirement of BERT, the candidate event sequence is further preprocessed into the form of:

$$[\text{CLS}] e_1 [\text{SEP}] \dots e_t [\text{SEP}] \text{candidate} [\text{SEP}] \quad (12)$$

On the MCNC dataset, the GraphBERT model is trained for 3 epochs, with a batch size of 64, and a learning rate of $2e-5$. While during the finetuning process on SCT, GraphBERT is optimized with a batch size of 16, and a learning rate of $1e-5$, with 5 epochs.

10.2 Searching for the Balance Coefficient

In this paper, the objective function is composed of two components. Through minimizing the graph reconstruction loss, model learns to modeling the bigram event adjacency patterns. While through minimizing the prediction loss, model is trained to choose the correct ending given an event context. These two components are balanced with a coefficient λ .

To investigate the effect of the balance coefficient, we compare the prediction accuracy of the GraphBERT model trained with different λ and show the results in Figure 5. From which we could observe that, the prediction accuracy increases as the balance coefficient increase from 0 to 0.1. This is because the additional event graph structure information is helpful for the event prediction task. However, as the λ exceeds 0.5, the model performances start to decrease. This is because the overemphasis of graph reconstruction loss would in turn decrease the model performance.

(4, 10)	(5, 10)	(6, 10)	(7, 10)	(8, 10)	(9, 10)
58.76	60.28	60.57	60.72	60.28	60.01

Table 5: Influence of start layer and merge layer on model performance.

Model	Prediction Accuracy (%)
BERT	57.35
GraphBERT	60.72
RoBERTa	61.19
GraphRoBERTa	62.81

Table 6: Performance of the event graph knowledge enhanced RoBERTa model (Graph-RoBERTa) on the MCNC dataset.

10.3 Searching of Start and Merge Layer in BERT

Different transformer layers of BERT tend to concentrate on different semantic and syntactic information (Clark et al., 2019; Coenen et al., 2019). Therefore, which layer is selected in the BERT to start integrating event graph knowledge, and which layer is selected to merge graph enhanced event representations can affect the performance of the model. We study such effect in two ways: first, we fix the start layer and change the merge layer. Second, we fix the gap between start and merge layer, and change the start layer. Results are shown in Table 5. The tuple (n_1, n_2) denotes the (start, merge) layer. From which we could observe that, under the same gap between merge and start layer, employing the 7th transformer layer of BERT as the start layer can achieve the best result. While setting the merge–start gap as 2 is more efficient than other choices. Interestingly, Jawahar et al. (2019) find that the syntactic features can be well captured in the middle layers of BERT, especially in the 7–9 layer. This indicates that the middle layers of BERT focus more on sentence level information, and implicitly support the reasonableness that choosing the 7th and 10th transformer layer of BERT as the start end merge layer.

11 Enhancing Different Kinds of Pretrained Transformer-based Pretrained Language Models with Event Graph Knowledge

In this paper, we propose the GraphBERT framework, which enhances the transformer-based pretrained language model BERT with event graph knowledge through an additional structural variable \hat{A} . We argue that, using the structural variable, we can also equip other transformer-based pretrained language models, such as RoBERTa, with the event

graph knowledge, and then enhance the event prediction process. This could be achieved by adapt the aggregator, inferer and merger module upon the other transformer-based frameworks.

Using the above-mentioned manner, we implemented a GraphRoBERTa model and examined its performance on the MCNC dataset. The results are shown in Table 6. We observe that, compared with BERT, RoBERTa and GraphRoBERTa show better performance. This is because, during the pretraining process, RoBERTa can acquire more abundant linguistic knowledge for understanding the events through the dynamic masked token prediction mechanism. Moreover, the comparison between GraphBERT with BERT, and between GraphRoBERTa with RoBERTa show the effectiveness of our approach in incorporating event graph knowledge with multiple prevailing transformer-based pretrained language models, to consistently enhancing the performance of event prediction.