

Zero-Shot Aspect-Based Scientific Document Summarization using Self-Supervised Pre-training

Amir Soleimani*

University of Amsterdam
Amsterdam, The Netherlands
a.soleimani@uva.nl

Vassilina Nikoulina

NAVER LABS Europe
Meylan, France

vassilina.nikoulina@naverlabs.com

Benoit Favre

Aix Marseille Univ, Université de Toulon
CNRS, LIS, Marseille, France

benoit.favre@lis-lab.fr

Salah Ait-Mokhtar

NAVER LABS Europe
Meylan, France

salah.ait-mokhtar@naverlabs.com

Abstract

We study the zero-shot setting for the aspect-based scientific document summarization task. Summarizing scientific documents with respect to an aspect can remarkably improve document assistance systems and readers experience. However, existing large-scale datasets contain a limited variety of aspects, causing summarization models to over-fit to a small set of aspects and a specific domain. We establish baseline results in zero-shot performance (over unseen aspects and the presence of domain shift), paraphrasing, leave-one-out, and limited supervised samples experimental setups. We propose a self-supervised pre-training approach to enhance the zero-shot performance. We leverage the PubMed structured abstracts to create a biomedical aspect-based summarization dataset. Experimental results on the PubMed and FacetSum aspect-based datasets show promising performance when the model is pre-trained using unlabelled in-domain data.¹

1 Introduction

Scientific document summarization aims to summarize research papers, and it is usually considered as generating paper abstracts (Cohan et al., 2018). Compared to the news summarization datasets like CNN/Daily Mail (Hermann et al., 2015) and XSUM (Narayan et al., 2018), scientific papers are significantly longer, follow a standard structure, and contain more technical terms and complex concepts (Yu et al., 2020). Recently, there have been remarkable improvements in the area of scientific document summarization due to the availability of large-scale datasets such as arXiv, PubMed (Cohan et al., 2018), and SUMPUBMED (Gupta et al.,

*Work done while interning at NAVER LABS Europe.

¹github.com/asoaleimaniib/ZeroShotAspectBased

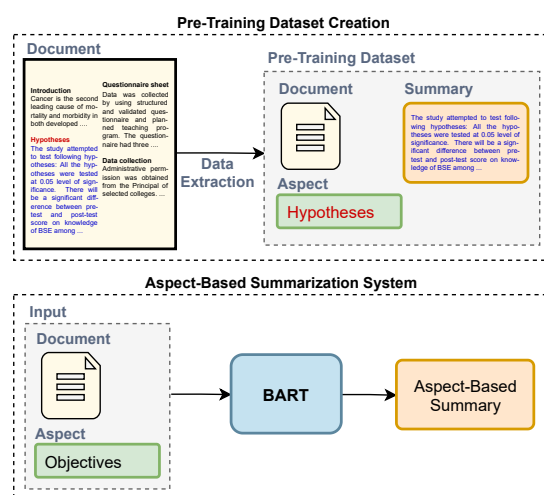


Figure 1: Overview of our approach to create self-supervised pre-training datasets from unlabelled scientific documents. The aspect-based summarization model is pre-trained on unlabelled documents, the section headings as aspects, and the following paragraphs corresponding to the aspects as aspect-based summaries.

2021) and pre-trained sequence to sequence models such as BART (Lewis et al., 2020) and PEGASUS (Zhang et al., 2020). However, little research has been conducted on aspect-based scientific document summarization.

Aspect-based summarization is the task of summarizing a document given a specific point of interest. Aspect-based scientific document summarization has several advantages for readers to explore articles quickly and facilitates document assistance systems. Collecting a large-scale dataset for this task is extremely costly. Meng et al. (2021) introduce FacetSum, an aspect-based document summarization dataset from mainly management, marketing, and education domains. They employ

structured abstracts from the Emerald database² to create summaries from four perspectives (*purpose, method, findings, value*). However, readers may be interested in new aspects beyond proposed annotations or new domains, particularly biomedical area.

Summarization heavily relies on sequence-to-sequence models that require numerous training data. While scientific summarization problem can benefit from large amount of articles with their summaries available (Cohan et al., 2018), the data for aspect-based summarization of scientific papers is scarce. Moreover, most existing methods for aspect-based summarization rely on pre-defined aspects. Adding new aspects would require gathering new data and retraining the whole system.

In this work, we are interested in zero-shot aspect-based summarization of scientific literature. Large pre-trained models such as BERT (Devlin et al., 2019) and BART have demonstrated the high potential of knowledge transfer from self-supervised tasks to downstream tasks. Continuing the BART pre-training task (e.g., token masking and deletion) with domain-related or target datasets can improve the final performance on low-resource domains. However, this process, specifically using domain-related datasets, is substantially time-consuming (Yu et al., 2021). Also, training a summarization model using a second summarization dataset on the same task enhances the performance (Yu et al., 2021). Such approaches only cover limited aspects. We believe a good aspect-based summarization system should establish semantic similarity between aspect and document content. We leverage the *semantic representations* emerging during LM pre-training to allow the model to establish this semantic connection between the aspect and the summary. We also propose an additional pre-training procedure to reinforce this connection. The contributions of this work are the following:

- We establish baselines for aspect-based summarization using two datasets from different domains, biomedical and management, and analyse the zero-shot capabilities of those models on unseen aspects.
- For zero-shot capabilities, we study the effect of domain shift and unseen aspects on aspect-based summarization performance.
- We propose self-supervised pre-training to boost the zero-shot capability of the model

and demonstrate its effectiveness.

- Finally, we analyse how different models behave as the amount of supervision decreases.

2 Related Work

Abstractive Summarization. Early research on abstractive summarization mainly focused on paraphrasing-based compression methods (Filipova, 2010; Berg-Kirkpatrick et al., 2011). Later motivated by the success of neural attention mechanism (Bahdanau et al., 2014), attention-based sequence-to-sequence models have been developed for abstractive summarization (Rush et al., 2015; Nallapati et al., 2016). Adopting pre-trained transformer models by self-supervised objectives has led to significant improvements in NLP (Devlin et al., 2019). In particular, BART and PEGASUS extend such idea to text generation and have the state of the art performance on abstractive summarization.

Scientific Document Summarization. Scientific documents have complex structures. Extractive summarization under-performs abstractive summarization in scientific documents because information is distributed across documents (Cohan et al., 2018). Different approaches have been proposed to improve models on scientific data, such as a hierarchical encoder with a decoder attending to discourse-level information (Cohan et al., 2018) or summarizing sections separately (Gidiotis and Tsoumakas, 2019). Two-step pipelines is another approach (Gidiotis and Tsoumakas, 2020) to summarize scientific documents. BART is also used in this task (Meng et al., 2021). It can handle long sequences using a hierarchical attention model (Rohde et al., 2021) or simply by extending its positional embedding (Meng et al., 2021). Extended BART might enhance the performance for summaries requiring information spread mostly at the end of papers. However, as BART is not pre-trained on long texts, the extended model would underperform efficient transformers (e.g., Longformer (Beltagy et al., 2020)). We performed some initial experiments by extending BART beyond its default input length and found no significant improvement on average scores (Appendix B). Moreover, our initial experiments exposed similar zero-shot trends across different BART versions. Therefore for computational reasons in follow up experiments, we stick to the standard BART model.

²www.emerald.com

PubMed	# Samples (Aspect, Document)				
	Train: 139.4K / Validation: 7.9K / Test: 8.1K				
	Average Length (# Words)				
Documents: 3.5K					
Summaries:					
Intro.	Objectives	Methods	Results	Conc.	
53	38	76	94	40	
FacetSum	# Samples (Aspect, Document)				
	Train: 182.4K / Validation: 23.7K / Test: 23.7K				
	Average Length (# Words)				
Documents: 6.6K					
Summaries:					
	Objectives	Methods	Results	Value	
	53	49	66	46	

Table 1: Statistics of the PubMed and FacetSum aspect-based scientific summarization datasets.

Aspect-based Summarization. Prior to scientific documents, aspect-based summarization has been primary studied on reviews to summarize opinions (Titov and McDonald, 2008; Lu et al., 2009; Yang et al., 2018; Angelidis and Lapata, 2018), arguments (Wang and Ling, 2016), and news articles (Fermann and Klementiev, 2019; Krishna and Srinivasan, 2018). PMC-SA (Gidiotis and Tsoumakas, 2019) leverages structured scientific abstracts for structured summarization over three sections. In particular, FacetSum, an aspect-based scientific document summarization, has been collected using the structured outline of papers from the Emerald database.

Training separated models per aspects (Hayashi et al., 2020) is not preferable in the zero-shot setting. To integrate aspects and input sequences representations, an attention mechanism over aspects is used for RNNs (Yang et al., 2018), pointer-generator networks (Krishna and Srinivasan, 2018; Fermann and Klementiev, 2019), and Transformer (Xie et al., 2020). Concatenating aspects with documents is a straightforward method result in promising performance using BART (Meng et al., 2021; Tan et al., 2020; Su et al., 2021). We follow this direction and study to what extent models are robust to new aspects and domain shift.

Aspect-based summarization can be seen as a special case of query-based summarization. However, in the query-based literature (Ishigaki et al., 2020; Xu and Lapata, 2021) and datasets (Baumel et al., 2016; Nema et al., 2017) queries are more diverse and mostly long phrases or questions.

Zero-Shot Summarization Hua and Wang (2017) combine in-domain and out-of-domain datasets to improve abstractive summarization on

small data. While Magooda and Litman (2020) propose a template-based data synthesis method to improve the small data abstractive summarization. Coavoux et al. (2019) study an unsupervised aspect-based abstractive summarization approach but it is difficult to extend it to predefined aspects. Recently, AdaptSum (Yu et al., 2021) leverages the idea of extra pre-training on BART. They compare intermediate training by a second summarization dataset with continuing BART pre-training using two pre-training approaches: a time-consuming domain-adaptive pre-training (using a corpus related to target) and task-adaptive pre-training (using unlabelled target data). They show intermediate training surpasses continuing the BART pre-training. Similar to our idea of using task-specific self-supervised pre-training, self-supervised generic summaries extracted from the first sentences of Wikipedia documents (Fabbri et al., 2021) and news articles (Zhu et al., 2021) are used to pre-train summarization models for social media, patent document, and news summarization tasks. Duan et al. (2019) also investigate cross-lingual abstractive summarization using a back-translation approach. Zero-shot multi-document summarization has been also studied using pre-trained models (Goodwin et al., 2020). To the best of our knowledge, our paper is the first study investigating zero-shot aspect-based summarization.

3 Methods

In this section, we first present how we formulate the aspect-based summarization problem relying on BART pre-trained model. Then, we propose a method to use unlabelled data for an additional self-supervised pre-training step to improve the zero-shot performance.

3.1 Aspect-Based Summarization

Given an aspect phrase $A = \{A_1, A_2, \dots, A_K\}$ containing K words, and a document $D = \{W_1, W_2, \dots, W_N\}$ containing N words, the aspect-based summarization task aims to summarize D into summary $S = \{S_1, S_2, \dots, S_M\}$ with respect to aspect A using an autoregressive summarization model $S_{t+1} = Model(S_t, X = \{D, A\})$ for $t = \{0, \dots, M-1\}$. We use BART, a pre-trained model combining bidirectional and autoregressive transformers, to encode documents and aspects together and generate aspect-based summaries. To combine aspects and documents as in-

put X , we concatenate A to the beginning of D with the following format:

$$X = \langle s \rangle \{A_1, \dots, A_K\} \langle /s \rangle \{W_1, \dots, W_N\}$$

where $\langle s \rangle$ and $\langle /s \rangle$ are the beginning of sentence, and separation tokens, respectively. Finally, we train the model with cross-entropy loss function similar to a generic summarization task.

3.2 Self-Supervised Training

A model can extend its prediction to unseen aspects only if it can make a semantic connection between the aspect and the document content. When only a limited amount of aspects is available, there is a risk that the model treats those as "special tokens" and does not exploit their semantic meaning. Therefore, to make such connection stronger, the model needs more diverse samples. In order to extend it, we propose self-supervised pre-training on (sub-)sections headings from the articles. We assume headings are phrases conveying the central topic of sections and are good alternatives for aspects.

We propose extracting self-supervised samples from the PubMed and FacetSum training sets. Figure 1 explains our extraction method. We use the (sub-)sections headings as aspects. We assign sentences in the corresponding (sub-)sections as aspect-based summaries and truncate the sentences up to 300 characters. We pre-train BART with the extracted dataset using the same cross-entropy loss function used for the final summarization task. While our pre-trained model can theoretically copy text from input to output, it is impossible to copy sentences for most aspects as they are not in the model input range. We experimented with excluding targets from inputs and found no significant difference in the final performance (Table 10 Appendix C).

We assume training a model to generate sentences conditioned on an aspect (heading) helps the model to understand the concept of aspect and learn representations better for diverse aspects. In other words, instead of directly training on labelled aspect-based summarization, we train the model indirectly using a self-supervised approach and later fine-tune it on real summarization samples.

4 Datasets

For our experiments, we consider FacetSum, an aspect-based summarization benchmark built on Emerald articles. In addition, we process PubMed

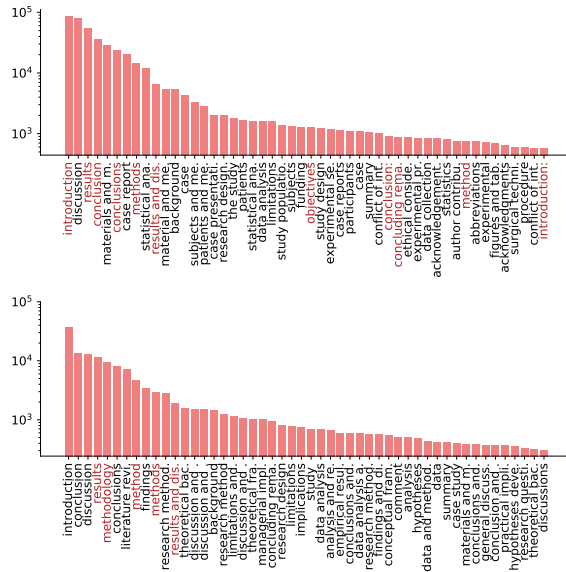


Figure 2: Histogram of 50 most frequent aspects in the self-supervised samples (top: PubMed*, bottom: FacetSum*). PubMed* has [150K,1.4K,214,33] unique aspects with frequency of higher than [1,10,100,1000] (FacetSum*:[96K,841,120,21]). Aspects removed from the NoOverlap datasets are highlighted in red.

and convert into a large aspect-based scientific document summarization dataset. We scraped the PubMed website to collect the structured abstracts corresponding to the papers in the PubMed summarization dataset. We match papers to their web-page using their article ID. We use BeautifulSoup library³ and leverage the HTML structure of abstracts on their web-page to extract five aspects: *introduction*, *objectives*, *methods*, *results*, and *conclusion*. We manually checked the aspects and their summary and set rules to convert different spellings and typos (e.g., *intro*→*introduction*, *method*→*methods*) into the five standard aspects. For papers text and sections, we stick to the PubMed dataset. Table 1 shows the datasets statistics. We slightly change the aspects in FacetSum to make it similar to our dataset and make domain shift study possible (*purpose*→*objectives*, *method*→*methods*, *findings*→*results*).

For self-supervised pre-training we create two self-supervised datasets: *PubMed** and *FacetSum**, from PubMed and FacetSum aspect-based summarization datasets as described in section 3.2. PubMed* and FacetSum* contain 658K and 279K samples and 150K and 96K unique aspects, respectively. Additional dataset PubMed*-NoOverlap and

³www.crummy.com/software/BeautifulSoup/bs4/doc/

	Model	R-1	R-2	R-L
PubMed Generic	Discourse (Cohan et al., 2018)	38.93	15.37	35.21
	PEGASUS (Zhang et al., 2020)	39.98	15.15	25.23
	BART	45.04	18.45	40.62
PubMed Aspect	Greedy Extractive (Oracle)	56.61	39.23	47.58
	BART	39.03	18.47	34.10
	BART-Independent†	38.91	18.21	33.89
	BART Shuffle Aspects	24.21	6.18	19.86
FacetSum Generic	BART (Meng et al., 2021)	45.49	18.10	42.74
	BART-Facet (Meng et al., 2021)	49.29	19.60	45.76
	BART	49.98	19.89	46.68
FacetSum Aspect	Greedy Extractive (Oracle)	51.87	32.09	41.55
	BART (Meng et al., 2021)	23.27	10.31	20.29
	BART-Facet (Meng et al., 2021)	37.97	15.17	32.08
	BART	36.97	15.50	31.48
	BART-Independent†	36.77	15.26	31.23
	BART Shuffle Aspects	28.18	6.94	22.71

Table 2: Baselines and the state of the art performance on PubMed and FacetSum generic and aspect-based summarization evaluation sets. Results for the models with † are averaged over all aspects. Results by Meng et al. (2021) are based on BART extended to 10K tokens.

FacetSum*-NoOverlap are the variants in which we exclude aspects that overlap with the main aspects (shown by red in Figure 2). We only exclude aspects containing the main aspects but not semantically equivalent words. These datasets would allow assessing to what extent the model can perform semantic connection with new aspects.

5 Experiments and Results

In this section, we first explain model hyper-parameters. Then, we assess models’ ability to make a semantic connection between aspects and summaries in different experimental setups and understand to what extent pre-training helps.

We rely on BART base available through HuggingFace’s Transformers library (Wolf et al., 2019). It is trained for each dataset we tackle. Fine-tuning is done on 1 GPU (NVIDIA V100), with a batch size of 64 (8 gradient accumulation steps). We train the model for 10 epochs (2 epochs for self-supervised pre-training) with a learning rate of $3e-4$ and 500 warm-up steps and set the maximum input length to 1024, the BART official length (see Appendix A for a full list of hyper-parameters).

5.1 Baselines Experiments

System performance is evaluated with the ROUGE metric (Lin and Hovy, 2003), the default evaluation metric in the field in absence of universally acceptable semantic and factuality metrics. Table 2 reports R-1, R-2 and R-L scores, measuring the N-gram overlap between the reference and gener-

ated summaries for different baseline models. The first part of the table reports the results on generic summarization (summarizing into full abstracts) for a sanity check and compare the ROUGE scores between *off-the-shelf* BART model, as well as the BART model fine-tuned on PubMed or FacetSum.⁴ For aspect-based summarization we consider following baselines:

- *Greedy extractive*: an extractive summarization oracle using the greedy extractive (Nallapati et al., 2017) method. We calculate ROUGE-N between every sentence in a document and the reference aspect-based summaries to find top sentences with the highest scores. The best set of sentences in terms of ROUGE-N scores is selected per document, and then scores are aggregated for all samples. The same score chooses sentences for each ROUGE-N score oracle.
- *BART*: BART model fine-tuned on the aspect-based summarization task containing all the available aspects. This is used as a fully supervised baseline for zero-shot experiments.
- *BART-Independent*: BART model trained on each aspect independently; we report an average performance across all the aspects. This baseline is not applicable in zero-shot settings and is reported for comparing baselines.
- *BART Shuffle Aspects*: We evaluate the BART aspect-based summaries generated from a wrong aspect (input document is the same but aspects’ summaries are replaced randomly, e.g., *objectives*→*methods*). This baseline serves as a lower-bound performance.

Table 2 shows the baseline results of the generic and aspect-based summarization models. As expected, *greedy extractive* establishes a maximum oracle extractive summarization performance. BART slightly surpasses *BART-Ind*, showing that training all aspects together results in a better performance. Also, independent training is not applicable in the zero-shot setups. *BART-Shuffle* performs significantly worse than the other models.

⁴We use BART with a length of 1024. We experimented with longer BART models (extending positional embedding to 2,048 and 4,096 tokens) and PEGASUS. We did not see a significant gain in the overall performance of longer BART except the improvement on summaries requiring information from the end of papers (e.g., conclusion). Thus we continued all the experiments with the standard BART (Appendix B).

Model	Introduction	Objectives	Methods	Results	Conclusion
Greedy-Ext.	55.54/38.51/47.09	57.86/37.94/49.65	57.86/37.94/49.65	56.59/40.00/46.09	61.08/44.88/53.81
BART	40.66/22.12/36.18	51.45/31.79/46.09	40.78/19.08/35.84	34.73/12.91/30.69	34.03/14.11/28.17
BART-Ind.	40.76/22.03/36.22	51.11/31.09/45.44	41.01/19.26/35.99	34.16/12.40/30.10	33.95/13.76/28.13
BART-Shuf.	26.14/07.14/21.63	27.94/08.51/22.04	24.07/06.14/19.86	20.16/04.08/17.08	24.67/05.78/19.79

Table 3: Baseline and SOTA performance on the PubMed aspect-based summarization dataset (R-1/R-2/R-L).

Model	Objectives	Methods	Results	Value
Greedy-Ext.	54.94/34.27/44.54	49.27/29.82/39.18	53.25/34.35/42.49	50.18/29.97/40.33
BART (Meng et al., 2021)	46.74/27.09/41.21	23.66/07.92/20.53	16.39/04.63/14.33	06.30/01.62/05.07
BART-Facet (Meng et al., 2021)	48.65/27.72/42.55	33.49/11.01/28.07	34.46/10.49/28.98	35.27/11.44/28.70
BART	48.83/29.10/43.46	32.79/11.71/27.64	32.67/10.21/27.43	33.58/10.98/27.38
BART-Ind.	48.77/28.92/43.31	32.59/11.61/27.39	32.26/09.80/26.96	33.47/10.73/27.26
BART-Shuf.	32.52/09.75/26.34	25.86/05.71/20.96	25.76/05.61/20.83	28.48/06.63/22.79

Table 4: Baseline and SOTA performance on the FacetSum aspect-based summarization dataset (R-1/R-2/R-L).

Pre-Train	PubMed			FacetSum					
	Train	R-1	R-2	R-L	Train	R-1	R-2	R-L	
-	Fully Supervised BART Baseline								
-	PubMed	39.03	18.47	34.10	-	FacetSum	36.97	15.50	31.48
-	Lower-bound BART Shuffle Aspect Baseline								
-	PubMed	24.21	6.18	19.86	-	FacetSum	28.18	6.94	22.71
Domain Shift: Out-Of-Domain Labelled Data & Unlabelled									
-	FacetSum	28.89	10.20	24.52	-	PubMed	31.03	10.04	25.75
PubMed*	FacetSum	31.31	11.53	26.79	FacetSum*	PubMed	31.67	10.34	26.25
PubMed* (No Overlap)	FacetSum	30.37	10.68	25.69	FacetSum* (No Overlap)	PubMed	31.17	10.10	25.90
FacetSum*	FacetSum	28.92	10.12	24.46	PubMed*	PubMed	30.48	9.48	25.29
Only Unlabelled Data									
PubMed*	-	30.76	11.64	26.16	FacetSum*	-	28.18	7.60	23.54
PubMed* (No Overlap)	-	29.70	10.93	25.20	FacetSum* (No Overlap)	-	26.90	6.67	22.45
FacetSum*	-	28.68	9.79	24.30	PubMed*	-	27.24	7.01	22.34

Table 5: Performance on PubMed and FacetSum when out-of-domain training data is available (domain shift) or only unlabelled data is available. PubMed* and FacetSum* are the self-supervised datasets for pre-training.

It indicates that the aspects belonging to a specific paper still demand significantly different summaries. Such a model primarily generates generic summaries rather than aspect-related summaries.

Tables 3 and 4 report the performance in terms of different aspects. In both datasets, *objective* reaches the best ROUGE scores while the performance drops for *results*, *conclusion*, and *value*. A similar phenomenon has been observed by Meng et al. (2021) and can possibly happen due to fact that information needed for summarizing *results*, *conclusion*, and *value* are mostly spread at the end of papers while information about *objectives* is skewed toward the beginning of the papers. The performance drop could be also because we truncate documents into a maximum length (1024 tokens) required by default BART architecture.

5.2 Domain Shift and Unlabelled Experiments

We define different experimental setups concerning the dataset used for pre-training and training. To be zero-shot, a model cannot be trained on in-domain

labelled dataset. However, it can be pre-trained on the same unlabelled in-domain dataset (PubMed* or FacetSum*) in a self-supervised approach. This is a real-life case when there are numerous unlabelled but no labelled samples. As shown in Table 5, our proposed in-domain pre-training alleviates the domain shift problem. The best performance on both datasets is when the models trained on an out-of-domain dataset (PubMed or FacetSum) is pre-trained on the unlabelled in-domain dataset (PubMed* or FacetSum*). It gets closer to the fully supervised baseline performance and outperforms the lower-bound. In addition, experiments with only unlabelled data show that our proposed pre-training achieves comparable results with cases where out-of-domain labelled data is available. Interestingly, the models pre-trained on PubMed* performs better on PubMed than the model fine-tuned only on FacetSum*. This does not hold for the same case on the FacetSum experiment. We hypothesize that it might be due to the significantly larger size of PubMed* (658K) compared to FacetSum* (279K).

Pre-Train	Train	Test	PubMed			FacetSum		
			R-1	R-2	R-L	R-1	R-2	R-L
X	All - Introduction	Introduction	30.88	11.65	25.66	-	-	-
✓	All - Introduction	Introduction	40.07	21.22	35.5	-	-	-
✓✓	All - Introduction	Introduction	38.76	20.29	33.86	-	-	-
X	All - Objectives	Objectives	28.97	8.97	22.99	29.08	8.33	23.87
✓	All - Objectives	Objectives	34.28	14.26	28.06	36.28	12.92	29.74
✓✓	All - Objectives	Objectives	30.69	10.60	24.84	29.15	8.28	23.77
X	All - Methods	Methods	25.68	7.03	21.10	27.32	6.59	22.16
✓	All - Methods	Methods	27.28	7.70	22.23	28.13	6.84	22.79
✓✓	All - Methods	Methods	27.41	7.89	22.8	28.07	6.59	22.63
X	All - Results	Results	21.28	4.68	17.92	23.82	5.25	19.47
✓	All - Results	Results	22.86	5.05	19.51	23.07	4.80	18.90
✓✓	All - Results	Results	21.12	4.67	17.79	24.22	5.28	19.83
X	All - Conclusion	Conclusion	27.92	7.36	21.86	-	-	-
✓	All - Conclusion	Conclusion	31.23	9.17	24.73	-	-	-
✓✓	All - Conclusion	Conclusion	30.03	8.13	23.49	-	-	-
X	All - Value	Value	-	-	-	30.41	7.86	24.22
✓	All - Value	Value	-	-	-	31.45	7.92	25.05
✓✓	All - Value	Value	-	-	-	29.25	7.41	23.52

Table 6: Leave-one-out experiment on PubMed and FacetSum. The models are trained on all aspects except the one which the model is tested on. Considering in-domain training, this table shows unseen aspect performance. X: no pre-training except the BART official pre-training. ✓: model is pre-trained on PubMed* or FacetSum* (in-domain). ✓✓: model is pre-trained on PubMed* (No Overlap) or FacetSum* (No Overlap) (in-domain).

Pre-Train	Paraphrased Aspect	PubMed			FacetSum		
		R-1	R-2	R-L	R-1	R-2	R-L
X	Introduction (baseline)	40.66	22.12	36.18	-	-	-
X	Introduction -> Background ▼	27.98	9.34	23.62	-	-	-
✓	Introduction -> Background	41.47	22.48	36.79	-	-	-
X	Introduction -> Context ▼	30.37	11.92	25.95	-	-	-
✓	Introduction -> Context	40.28	21.58	35.64	-	-	-
X	Objectives (baseline)	51.45	31.79	46.09	48.83	29.10	43.46
X	Objectives -> Objective	51.37	31.66	46.03	48.91	29.17	43.52
✓	Objectives -> Objective	51.10	31.39	45.60	48.51	28.81	43.14
X	Objectives -> Purpose ▼	36.03	15.93	29.84	46.70	26.11	41.11
✓	Objectives -> Purpose	49.77	29.92	44.09	48.28	28.46	42.88
X	Objectives -> Aims ▼	28.89	9.29	23.02	30.95	9.64	25.34
✓	Objectives -> Aims	42.67	22.99	36.72	45.19	24.82	39.55
X	Methods (baseline)	40.78	19.08	35.84	32.79	11.71	27.64
X	Methods -> Method	40.67	18.75	35.75	32.94	11.82	27.73
✓	Methods -> Method	41.13	19.24	36.07	32.85	11.88	27.69
X	Methods -> Materials and Methods	40.84	19.16	35.82	32.98	11.75	27.82
✓	Methods -> Materials and Methods	40.58	19.05	35.58	32.77	11.80	27.69
X	Methods -> Research Design ▼	34.82	14.23	29.74	32.68	11.34	27.41
✓	Methods -> Research Design	38.22	17.18	33.12	32.84	11.81	27.62
X	Methods -> Methodology	40.88	19.13	35.90	32.92	11.82	27.81
✓	Methods -> Methodology	40.82	19.24	35.75	32.77	11.82	27.62
X	Results (baseline)	34.73	12.91	30.69	32.67	10.21	27.43
X	Results -> Result	34.42	12.73	30.30	32.46	10.05	27.21
✓	Results -> Result	34.12	12.53	30.00	32.46	9.98	27.22
X	Results -> Discussion ▼	23.57	7.09	20.09	26.12	5.90	21.25
✓	Results -> Discussion	19.80	4.18	16.65	29.06	7.82	23.93
X	Results -> Finding ▼	24.85	6.01	21.37	26.63	6.40	21.81
✓	Results -> Finding	29.11	9.24	25.29	32.46	10.01	27.20
X	Conclusion (baseline)	34.03	14.11	28.17	-	-	-
X	Conclusion -> Conclusions	33.97	14.13	28.16	-	-	-
✓	Conclusion -> Conclusions	33.94	13.92	28.04	-	-	-
X	Value (baseline)	-	-	-	33.58	10.98	27.38
X	Value -> Values ▼	-	-	-	32.24	10.59	26.98
✓	Value -> Values	-	-	-	33.46	10.99	27.35

Table 7: Paraphrasing experiment on PubMed and FacetSum. In each section, we evaluate the model trained on all original aspects on a new paraphrased aspect, e.g., *introduction*→*background* reports the case when *introduction* summaries are assigned to *background*. Considering in-domain training, this table shows unseen aspect performance. Significant drop in no pre-train cases are shown by ▼.

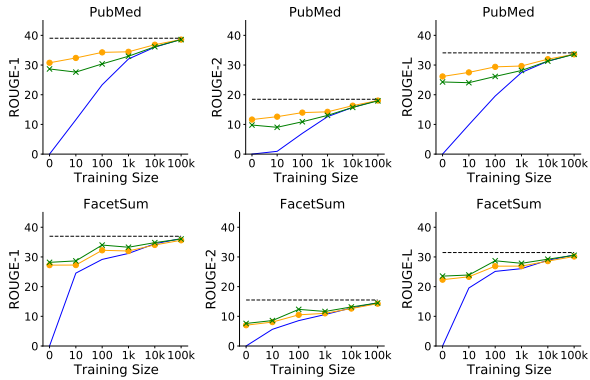


Figure 3: Aspect-based summarization performance with limited supervised examples. Pre-training with in-domain and out-of-domain datasets significantly improves the low-resource training sample performance. Top: evaluation done on PubMed dataset, Bottom: evaluation is done on FacetSum dataset. (— BART, - - - BART + pre-trained on PubMed*, - - - BART + pre-trained on FacetSum*, - - - BART fine-tuned on all samples)

It is also promising that pre-trained models with no aspect overlap with the target aspect perform quite well. Such cases simulate the entirely unseen aspects in real scenarios.

5.3 Unseen Aspect Experiments

Leave-One-Out Experiments. This section studies leave-one-out experiments, aiming to investigate performance on unseen aspects within the same domain. We fine-tune BART for aspect-based summarization on all aspects except one that is left out for evaluation. We repeat the experiments for all the aspects available within our dataset. Table 6 reports the results for this experiment for both PubMed and FacetSum datasets. We compare baseline model (X) and models enriched with self-supervised pre-training step as described in the section 3.2. The self-supervised pre-training can be done either on all the section headings (✓) or only on those non-overlapping with aspects of interest (✓✓). First, we note that zero-shot performance without self-supervised pre-training performs significantly worse compared to fully supervised models although it is still above random lower bound BART-Shuffle model (cf. tables 3 and 4). The pre-training step allows to significantly improve this performance for most of the aspects. As shown, non-overlapping pre-training (✓✓) also performs better than without pre-training cases except *results* and *value. introduction* and *objective* aspects experience the most improvement. As discussed

previously (section 5.1) this could be due to the fact that information required to summarize these aspects are skewed toward the beginning of papers (Meng et al., 2021), and therefore is always within the input range of BART.

Paraphrasing Experiments. We study another zero-shot experiment where aspect word is paraphrased for evaluation. This experiment aims to understand to what extent a model can exploit the semantic meaning of aspects to generate good summaries. Table 7 reports results comparing models with and without pre-training. As in the previous experiment, the model without pre-training may significantly drop when replacing the original aspect with its alternative, specially when it does not share common sub-words. However, it still performs better than the random lower bound model meaning that it relies on the semantics of the aspect to some extent (cf. tables 3 and 4). The pre-training step makes the models suffering from a significant drop (▼) more robust to aspects paraphrasing while it does not significantly decline the performance in other cases. This is probably because the model has been exposed to a much richer and more diverse set of aspects during pre-training, and therefore learned to exploit aspect semantics better.

5.4 Few-Shot Experiments

Our final experiment aims at evaluating the summarization performance with limited supervised examples. For this, we train BART on the first 10, 100, 1K, 10K, and 100K training samples from each dataset. We repeat the experiments with the BART models pre-trained on the PubMed* and FacetSum* self-supervised datasets. Figure 3 plots the learning curves behaviour of different models as the amount of supervision grows. We see that models with self-supervised pre-training consistently surpass the baseline model. This superiority is much more significant in the few-shot cases, but the differences fade as more training samples is available and models become fully supervised. As expected, the models pre-trained on in-domain datasets perform better than the out-domain pre-trained models.

6 Conclusion

In this paper, we studied the problem of zero-shot aspect-based summarization of scientific documents. We established various experimental setups to investigate the effect of additional pre-training

and intermediate training on the zero-shot performance with respect to domain shift from biomedical to management and unseen aspects. We proposed a self-supervised approach to pre-train the model using unlabelled target datasets. Results indicate that additional pre-training on the target dataset followed by intermediate training results in the best zero-shot performance.

We established leave-one-out and paraphrasing experimental setups to simulate the practical case of facing unseen aspects and showed the promising effect of additional self-supervised pre-training. Our proposed pre-training step improves the performance in the few-shot settings.

Investigating the effect of pre-training in terms of semantics and factuality evaluation scores can be done in the future.

References

- Stefanos Angelidis and Mirella Lapata. 2018. [Summarizing opinions: Aspect extraction meets sentiment prediction and they are both weakly supervised](#). In *Proceedings of the 2018 Conference on Empirical Methods in Natural Language Processing*, pages 3675–3686, Brussels, Belgium. Association for Computational Linguistics.
- Dzmitry Bahdanau, Kyunghyun Cho, and Yoshua Bengio. 2014. Neural machine translation by jointly learning to align and translate. *arXiv preprint arXiv:1409.0473*.
- Tal Baumel, Raphael Cohen, and Michael Elhadad. 2016. Topic concentration in query focused summarization datasets. In *Thirtieth AAAI Conference on Artificial Intelligence*.
- Iz Beltagy, Matthew E Peters, and Arman Cohan. 2020. Longformer: The long-document transformer. *arXiv preprint arXiv:2004.05150*.
- Taylor Berg-Kirkpatrick, Dan Gillick, and Dan Klein. 2011. [Jointly learning to extract and compress](#). In *Proceedings of the 49th Annual Meeting of the Association for Computational Linguistics: Human Language Technologies*, pages 481–490, Portland, Oregon, USA. Association for Computational Linguistics.
- Maximin Coavoux, Hady Elsahar, and Matthias Gallé. 2019. [Unsupervised aspect-based multi-document abstractive summarization](#). In *Proceedings of the 2nd Workshop on New Frontiers in Summarization*, pages 42–47, Hong Kong, China. Association for Computational Linguistics.
- Arman Cohan, Franck Dernoncourt, Doo Soon Kim, Trung Bui, Seokhwan Kim, Walter Chang, and Nazli Goharian. 2018. [A discourse-aware attention model for abstractive summarization of long documents](#). In *Proceedings of the 2018 Conference of the North American Chapter of the Association for Computational Linguistics: Human Language Technologies, Volume 2 (Short Papers)*, pages 615–621, New Orleans, Louisiana. Association for Computational Linguistics.
- Jacob Devlin, Ming-Wei Chang, Kenton Lee, and Kristina Toutanova. 2019. [BERT: Pre-training of deep bidirectional transformers for language understanding](#). In *Proceedings of the 2019 Conference of the North American Chapter of the Association for Computational Linguistics: Human Language Technologies, Volume 1 (Long and Short Papers)*, pages 4171–4186, Minneapolis, Minnesota. Association for Computational Linguistics.
- Xiangyu Duan, Mingming Yin, Min Zhang, Boxing Chen, and Weihua Luo. 2019. [Zero-shot cross-lingual abstractive sentence summarization through teaching generation and attention](#). In *Proceedings of the 57th Annual Meeting of the Association for Computational Linguistics*, pages 3162–3172, Florence, Italy. Association for Computational Linguistics.
- Alexander Fabbri, Simeng Han, Haoyuan Li, Haoran Li, Marjan Ghazvininejad, Shafiq Joty, Dragomir Radev, and Yashar Mehdad. 2021. [Improving zero and few-shot abstractive summarization with intermediate fine-tuning and data augmentation](#). In *Proceedings of the 2021 Conference of the North American Chapter of the Association for Computational Linguistics: Human Language Technologies*, pages 704–717, Online. Association for Computational Linguistics.
- Katja Filippova. 2010. [Multi-sentence compression: Finding shortest paths in word graphs](#). In *Proceedings of the 23rd International Conference on Computational Linguistics (Coling 2010)*, pages 322–330, Beijing, China. Coling 2010 Organizing Committee.
- Lea Frermann and Alexandre Klementiev. 2019. [Inducing document structure for aspect-based summarization](#). In *Proceedings of the 57th Annual Meeting of the Association for Computational Linguistics*, pages 6263–6273, Florence, Italy. Association for Computational Linguistics.
- Alexios Gidiotis and Grigorios Tsoumakas. 2019. Structured summarization of academic publications. *arXiv preprint arXiv:1905.07695*.
- Alexios Gidiotis and Grigorios Tsoumakas. 2020. A divide-and-conquer approach to the summarization of long documents. *IEEE/ACM Transactions on Audio, Speech, and Language Processing*, 28:3029–3040.
- Travis Goodwin, Max Savery, and Dina Demner-Fushman. 2020. Flight of the pegasus? comparing transformers on few-shot and zero-shot multi-document abstractive summarization. In *Proceedings of the 28th International Conference on Computational Linguistics*, pages 5640–5646.

- Vivek Gupta, Prerna Bharti, Pegah Nokhiz, and Harish Karnick. 2021. [SumPubMed: Summarization dataset of PubMed scientific articles](#). In *Proceedings of the 59th Annual Meeting of the Association for Computational Linguistics and the 11th International Joint Conference on Natural Language Processing: Student Research Workshop*, pages 292–303, Online. Association for Computational Linguistics.
- Hiroaki Hayashi, Prashant Budania, Peng Wang, Chris Ackerson, Raj Neervannan, and Graham Neubig. 2020. WikiAsp: A dataset for multi-domain aspect-based summarization. *arXiv preprint arXiv:2011.07832*.
- Karl Moritz Hermann, Tomas Kocisky, Edward Grefenstette, Lasse Espeholt, Will Kay, Mustafa Suleyman, and Phil Blunsom. 2015. Teaching machines to read and comprehend. *Advances in neural information processing systems*, 28:1693–1701.
- Xinyu Hua and Lu Wang. 2017. [A pilot study of domain adaptation effect for neural abstractive summarization](#). In *Proceedings of the Workshop on New Frontiers in Summarization*, pages 100–106, Copenhagen, Denmark. Association for Computational Linguistics.
- Tatsuya Ishigaki, Hen-Hsen Huang, Hiroya Takamura, Hsin-Hsi Chen, and Manabu Okumura. 2020. Neural query-biased abstractive summarization using copying mechanism. *Advances in Information Retrieval*, 12036:174.
- Kundan Krishna and Balaji Vasan Srinivasan. 2018. [Generating topic-oriented summaries using neural attention](#). In *Proceedings of the 2018 Conference of the North American Chapter of the Association for Computational Linguistics: Human Language Technologies, Volume 1 (Long Papers)*, pages 1697–1705, New Orleans, Louisiana. Association for Computational Linguistics.
- Mike Lewis, Yinhan Liu, Naman Goyal, Marjan Ghazvininejad, Abdelrahman Mohamed, Omer Levy, Veselin Stoyanov, and Luke Zettlemoyer. 2020. [BART: Denoising sequence-to-sequence pre-training for natural language generation, translation, and comprehension](#). In *Proceedings of the 58th Annual Meeting of the Association for Computational Linguistics*, pages 7871–7880, Online. Association for Computational Linguistics.
- Chin-Yew Lin and Eduard Hovy. 2003. Automatic evaluation of summaries using n-gram co-occurrence statistics. In *Proceedings of the 2003 Human Language Technology Conference of the North American Chapter of the Association for Computational Linguistics*, pages 150–157.
- Yue Lu, ChengXiang Zhai, and Neel Sundaresan. 2009. Rated aspect summarization of short comments. In *Proceedings of the 18th international conference on World wide web*, pages 131–140.
- Ahmed Magooda and Diane Litman. 2020. Abstractive summarization for low resource data using domain transfer and data synthesis. In *The Thirty-Third International Flairs Conference*.
- Rui Meng, Khushboo Thaker, Lei Zhang, Yue Dong, Xingdi Yuan, Tong Wang, and Daqing He. 2021. Bringing structure into summaries: a faceted summarization dataset for long scientific documents. *arXiv preprint arXiv:2106.00130*.
- Ramesh Nallapati, Feifei Zhai, and Bowen Zhou. 2017. SummaRuNNer: A recurrent neural network based sequence model for extractive summarization of documents. In *Thirty-First AAAI Conference on Artificial Intelligence*.
- Ramesh Nallapati, Bowen Zhou, Cicero dos Santos, Çağlar Gülçehre, and Bing Xiang. 2016. [Abstractive text summarization using sequence-to-sequence RNNs and beyond](#). In *Proceedings of The 20th SIGNLL Conference on Computational Natural Language Learning*, pages 280–290, Berlin, Germany. Association for Computational Linguistics.
- Shashi Narayan, Shay B. Cohen, and Mirella Lapata. 2018. [Don’t give me the details, just the summary! topic-aware convolutional neural networks for extreme summarization](#). In *Proceedings of the 2018 Conference on Empirical Methods in Natural Language Processing*, pages 1797–1807, Brussels, Belgium. Association for Computational Linguistics.
- Preksha Nema, Mitesh M. Khapra, Anirban Laha, and Balaraman Ravindran. 2017. [Diversity driven attention model for query-based abstractive summarization](#). In *Proceedings of the 55th Annual Meeting of the Association for Computational Linguistics (Volume 1: Long Papers)*, pages 1063–1072, Vancouver, Canada. Association for Computational Linguistics.
- Tobias Rohde, Xiaoxia Wu, and Yinhan Liu. 2021. Hierarchical learning for generation with long source sequences. *arXiv preprint arXiv:2104.07545*.
- Alexander M. Rush, Sumit Chopra, and Jason Weston. 2015. [A neural attention model for abstractive sentence summarization](#). In *Proceedings of the 2015 Conference on Empirical Methods in Natural Language Processing*, pages 379–389, Lisbon, Portugal. Association for Computational Linguistics.
- Ivan Sekulić, Amir Soleimani, Mohammad Aliannejadi, and Fabio Crestani. 2020. Longformer for ms marco document re-ranking task. *arXiv preprint arXiv:2009.09392*.
- Dan Su, Tiezheng Yu, and Pascale Fung. 2021. Improve query focused abstractive summarization by incorporating answer relevance. *arXiv preprint arXiv:2105.12969*.
- Bowen Tan, Lianhui Qin, Eric Xing, and Zhiting Hu. 2020. [Summarizing text on any aspects: A knowledge-informed weakly-supervised approach](#). In *Proceedings of the 2020 Conference on Empirical*

Methods in Natural Language Processing (EMNLP), pages 6301–6309, Online. Association for Computational Linguistics.

Ivan Titov and Ryan McDonald. 2008. [A joint model of text and aspect ratings for sentiment summarization](#). In *Proceedings of ACL-08: HLT*, pages 308–316, Columbus, Ohio. Association for Computational Linguistics.

Lu Wang and Wang Ling. 2016. Neural network-based abstract generation for opinions and arguments. In *Proceedings of the 2016 Conference of the North American Chapter of the Association for Computational Linguistics: Human Language Technologies*, pages 47–57.

Thomas Wolf, Lysandre Debut, Victor Sanh, Julien Chaumond, Clement Delangue, Anthony Moi, Pierric Cistac, Tim Rault, Rémi Louf, Morgan Funtowicz, et al. 2019. Huggingface’s transformers: State-of-the-art natural language processing. *arXiv preprint arXiv:1910.03771*.

Yujia Xie, Tianyi Zhou, Yi Mao, and Weizhu Chen. 2020. Conditional self-attention for query-based summarization. *arXiv preprint arXiv:2002.07338*.

Yumo Xu and Mirella Lapata. 2021. [Generating query focused summaries from query-free resources](#). In *Proceedings of the 59th Annual Meeting of the Association for Computational Linguistics and the 11th International Joint Conference on Natural Language Processing (Volume 1: Long Papers)*, pages 6096–6109, Online. Association for Computational Linguistics.

Min Yang, Qiang Qu, Ying Shen, Qiao Liu, Wei Zhao, and Jia Zhu. 2018. Aspect and sentiment aware abstractive review summarization. In *Proceedings of the 27th international conference on computational linguistics*, pages 1110–1120.

Tiezheng Yu, Zihan Liu, and Pascale Fung. 2021. [AdaptSum: Towards low-resource domain adaptation for abstractive summarization](#). In *Proceedings of the 2021 Conference of the North American Chapter of the Association for Computational Linguistics: Human Language Technologies*, pages 5892–5904, Online. Association for Computational Linguistics.

Tiezheng Yu, Dan Su, Wenliang Dai, and Pascale Fung. 2020. Dimsum@ laysumm 20: Bart-based approach for scientific document summarization. *arXiv preprint arXiv:2010.09252*.

Jingqing Zhang, Yao Zhao, Mohammad Saleh, and Peter Liu. 2020. PEGASUS: Pre-training with extracted gap-sentences for abstractive summarization. In *International Conference on Machine Learning*, pages 11328–11339. PMLR.

Chenguang Zhu, Ziyi Yang, Robert Gmyr, Michael Zeng, and Xuedong Huang. 2021. Leveraging lead bias for zero-shot abstractive news summarization.

In *Proceedings of the 44th International ACM SIGIR Conference on Research and Development in Information Retrieval*, pages 1462–1471.

A Training Hyper-parameters

BART fine-tuning is done on 1 GPU with 32GB memory (NVIDIA V100) with a batch size of 64. We use a gradient accumulation step of 8 and have 8 training samples per GPU per step. We train the model for 10 epochs (2 epochs for self-supervised pre-training). We use a learning rate of $3e - 4$ and 500 warm-up steps. The maximum source length is set to 1024, and the maximum target length is set to 256. We set weight decay to 0.01, maximum gradient norm to 0.1, learning scheduler type to polynomial, label smoothing factor to 0.1, and dropout to 0.1, length penalty to 1.0, and the number of beams to 4.

B BART with Extended Input Length

BART has been pre-trained with a standard maximum input length of 1024 (Lewis et al., 2020). We can simply extend its positional embedding. However, as it has not been pre-trained with extended positional embedding, it would under-perform efficient transformers such as Longformer which is pre-trained on long inputs (Beltagy et al., 2020; Sekulić et al., 2020). In addition, the computational complexity of BART increases quadratically with input length; therefore, extended BART is substantially expensive to be trained. Table 8 and 9 compare the performance of standard BART with BART 2048 and BART 4096. While the extended models enhance the performance for *method*, *results*, *conclusion*, and *value*, which require information spread mostly at the end of papers, the overall improvement is not significant considering extra complexity and excessive training time. The BART-Facet model (Meng et al., 2021), which is an extended BART to 10,000 tokens, confirms the same trend.

C Masked Self-Supervised Pre-training

This section compares our default pre-trained approach with a masked version where we exclude target texts from inputs during the pre-training step. Our goal is to see the performance change when we remove the slight chance of copying sentences from input to output in the default setup. Note, it is impossible to copy sentences for most aspects as they are not in the model input range. Table 10

indicates that the difference between the two cases is insignificant.

D Summarization Examples

This section provides a number of summaries using different experimental setups. Table 11 presents generated summaries in fully-supervised, zero-shot, leave-one-out, and paraphrasing setups. It is not trivial to interpret these examples; however, some simple patterns can be observed. In the absence of in-domain supervised training, summaries are far from perfect, but pre-training can improve summaries when there is domain-shift or unseen aspect. Also, simple paraphrasing (e.g., *conclusion*→*conclusions*) cannot change the summary significantly unlike when there is no common sub-words between the two aspects (e.g., *objectives*→*purpose, aims*).

Model	Introduction	Objectives	Methods	Results	Conclusion
BART 1024	40.66/22.12/36.18	51.45/31.79/46.09	40.78/19.08/35.84	34.73/12.91/30.69	34.03/14.11/28.17
BART 2048	39.92/21.27/35.33	52.05/32.30/46.52	40.01/ 20.29/36.89	38.88/17.28/34.51	36.01/16.39/30.27
BART 4096	39.28/21.53/34.86	52.05/32.17/46.39	44.44/20.04/36.32	39.33/18.87/35.13	41.13/23.25/36.12

Table 8: Comparing BART with the standard maximum length of 1024 and the extended BART models on the PubMed aspect-based summarization dataset.

Model	Objectives	Methods	Results	Value
BART 1024	48.83/29.10/43.46	32.79/11.71/27.64	32.67/10.21/27.43	33.58/10.98/27.38
BART 2048	49.82/30.22/44.34	34.64/13.48/29.22	34.16/11.41/28.70	34.19/11.72/27.95
BART 4096	49.96/30.63/44.58	35.20/13.97/29.68	34.18/ 12.04/29.27	33.95/ 11.76/27.86
BART-Facet 10000 (Meng et al., 2021)	48.65/27.72/42.55	33.49/11.01/28.07	34.46/10.49/28.98	35.27/11.44/28.70

Table 9: Comparing BART with the standard maximum length of 1024 and the extended BART models on the FacetSum aspect-based summarization dataset.

PubMed					FacetSum				
Pre-Train	Train	R-1	R-2	R-L	Pre-Train	Train	R-1	R-2	R-L
Domain Shift: Out-Of-Domain									
Labelled Data & Unlabelled									
PubMed*	FacetSum	31.31	11.53	26.79	FacetSum*	PubMed	31.67	10.34	26.25
PubMed* _{Masked}	FacetSum	31.44	11.52	26.83	FacetSum* _{Masked}	PubMed	31.27	10.18	25.96
FacetSum*	FacetSum	28.92	10.12	24.46	PubMed*	PubMed	30.48	9.48	25.29
FacetSum* _{Masked}	FacetSum	28.23	9.87	23.75	PubMed* _{Masked}	PubMed	31.21	9.91	25.87
Only Unlabelled Data									
PubMed*	-	30.76	11.64	26.16	FacetSum*	-	28.18	7.60	23.54
PubMed* _{Masked}	-	30.73	11.79	26.15	FacetSum* _{Masked}	-	28.30	7.91	23.71
FacetSum*	-	28.68	9.79	24.30	PubMed*	-	27.24	7.01	22.34
FacetSum* _{Masked}	-	28.49	9.63	24.12	PubMed* _{Masked}	-	27.90	7.50	23.06

Table 10: Comparing normal self-supervised pre-training using PubMed* and FacetSum* with their masked version. In masked datasets, the target text is masked during training.

<p>Aspect: Objectives</p> <p>Reference: To evaluate the efficacy and safety of outpatient management of severe ovarian hyperstimulation syndrome (OHSS) requiring placement of a pigtail catheter.</p> <p>Fully Supervised (Training: PubMed): To evaluate the efficacy and safety of pigtail catheter drainage in the management of severe/critical OHSS in patients who underwent in vitro fertilization and embryo transfer at our centre. (50/36/43)</p> <p>Zero-Shot (Training: FacetSum): The purpose of this paper is to evaluate the efficacy and safety of pigtail catheter drainage in the management of severe ohss in patients who underwent in vitro fertilization and embryo transfer at the centre between 1999 and 2001. (41/31/36)</p> <p>Zero-Shot (Training: FacetSum, PubMed*): The purpose of this paper is to assess the efficacy of pigtail catheter drainage in the management of severe/critical ohss in patients who underwent in vitro fertilization. (44/17/32)</p> <p>Leave-One-Out: The mean age of the patients was 22.5 years (range: 12-40 years). The mean duration of pregnancy was 23.5 months. The mean number of oocytes retrieved per day was 2.5 (range, 1-4). The average number of embryos retrieved per patient was 3 (range = 1-6). The catheter was successfully placed in all patients. No complications were observed during the percutaneous drainage of ascites. (11/0/11)</p> <p>Leave-One-Out (Training: PubMed*): Patients who underwent in vitro fertilization and embryo transfer at our centre between 1999 and 2001 on both inpatient and outpatient clinics were included in this study. The catheter was placed temporarily for a few days and drainage was completed through one procedure. (15/0/9)</p> <p>Paraphrasing (Purpose): Percutaneous placement of a pigtail catheter for drainage of ascites caused by severe/critical OHSS was effective and safe (45/21/25)</p> <p>Paraphrasing (Purpose) (Training: PubMed*): To evaluate the efficacy and safety of percutaneous placement of a pigtail catheter for drainage of ascites caused by severe/critical ovarian syndrome (72/47/54)</p> <p>Paraphrasing (Aims): Percutaneous placement of a pigtail catheter for drainage of ascites caused by severe/critical OHSS was effective in reducing the incidence of severe OHSS in both inpatient and outpatient populations. (47/20/19)</p> <p>Paraphrasing (Aims) (Training: PubMed*): We evaluated the efficacy and safety of percutaneous placement of a pigtail catheter for drainage of ascites caused by severe/critical OHSS. (61/43/51)</p>
<p>Aspect: Conclusion</p> <p>Reference: Nursing interventions based on family needs of hospitalized patients in the ICU increase their satisfaction. Attention to family nursing should be planned especially in the ICUs.</p> <p>Fully Supervised (Training: PubMed): According to the findings of this study, nursing interventions based on family needs can increase the satisfaction of the families of the hospitalized patients in the ICU. (64/35/45)</p> <p>Zero-Shot (Training: FacetSum): The family needs of the patients hospitalized in intensive care units of al-zahra (sa. (39/10/24)</p> <p>Zero-Shot (Training: FacetSum, PubMed*): The study showed that the family needs of the patients in the icu could increase their satisfaction and thus a reduction in stress. (48/29/44)</p> <p>Leave-One-Out: The aim of this study was to determine the effectiveness of nursing interventions based on family needs on family satisfaction level of hospitalized patients in the neurosurgery intensive care unit of Al-Zahra Hospital, Isfahan, Iran. (48/30/35)</p> <p>Leave-One-Out (Training: PubMed*): The aim of this study was to determine the effectiveness of nursing interventions based on family needs on family satisfaction level of hospitalized patients in the neurosurgery intensive care unit of Al-Zahra Hospital, Isfahan, Iran. (48/30/35)</p> <p>Paraphrasing (Conclusions): According to the findings of this study, nursing interventions based on family needs can increase the satisfaction of the families of the hospitalized patients in the intensive care unit. (58/30/40)</p> <p>Paraphrasing (Conclusions) (Training: PubMed*): The results of this study showed that nursing interventions based on family needs had a positive effect on the family satisfaction level of the hospitalized patients in the intensive care unit. (49/29/38)</p>

Table 11: Examples of summaries using different experimental setups. ROUGE scores are shown at the end of summaries (R1/R2/RL).