

Efficient Multilingual Language Model Compression through Vocabulary Trimming

Asahi Ushio and Yi Zhou and Jose Camacho-Collados

Cardiff NLP, School of Computer Science and Informatics, Cardiff University, UK

{UshioA,ZhouY131,CamachoColladosJ}@cardiff.ac.uk

Abstract

Multilingual language models (LMs) have become a powerful tool in NLP, especially for non-English languages. Nevertheless, model parameters of multilingual LMs remain large due to the larger embedding matrix of the vocabulary covering tokens in different languages. Instead, monolingual LMs can be trained in a target language with the language-specific vocabulary only. In this paper, we propose *vocabulary-trimming* (VT), a method to reduce a multilingual LM vocabulary to a target language by deleting potentially irrelevant tokens from its vocabulary. In theory, VT can compress any existing multilingual LM to any language covered by the original model. In our experiments, we show that VT can retain the original performance of the multilingual LM, while being considerably smaller in size than the original multilingual LM. The evaluation is performed over four NLP tasks (two generative and two classification tasks) among four widely used multilingual LMs in seven languages. The results show that this methodology can keep the best of both monolingual and multilingual worlds by keeping a small size as monolingual models without the need for specifically retraining them, and can even help limit potentially harmful social biases.

1 Introduction

Multilingual language model (LM) pre-training (Devlin et al., 2019; Conneau et al., 2019; Liu et al., 2020; Xue et al., 2021) has been shown to be an efficient mechanism to store information from many languages into a single model, without the need for training multiple language-specific models. Moreover, it has been proven reliable for cross-lingual tasks (Pires et al., 2019; Conneau and Lample, 2019) and can provide competitive performance in most settings, generally similar to its monolingual counterparts (Goyal et al., 2021), while being generally less affected by culturally-dependant biases (Ahn and Oh, 2021). Similarly to monolingual

models, multilingual LMs can be used for zero/few-shot learning (Scao et al., 2022) by increasing the model size and, more frequently, can be specialized to different tasks by fine-tuning to specific data. In practice, however, there are a few practical issues when training multilingual LM such as the curse of multilinguality (Conneau et al., 2019; Pfeiffer et al., 2022), a trade-off between the number of languages and individual performance in a single language, or the multilingual vocabulary construction, which requires a careful design for better generalization (Chung et al., 2020; Zheng et al., 2021; Liang et al., 2023).

Besides such generalization concerns, multilingual LMs usually consist of larger parameters than their monolingual counterparts due to the need for a large vocabulary covering multiple languages. This becomes an important issue in practice when the resources to host models are limited. For instance, while using the same configuration (i.e., same number of layers and hidden units), the parameter size of T5_{SMALL} (Raffel et al., 2020) and mT5_{SMALL} (Xue et al., 2021) are 140M and 300M, respectively. This is only due to their difference in vocabulary size, with T5 being 50k and mT5, 250k. In fact, the embedding matrix stemming from the LM vocabulary can occupy a large portion of the parameter space. For instance, the ratio of the embedding matrix to the full model’s parameter size in multilingual LMs can be higher than 80% as T5 (see Figure 1).

In this paper, we propose a simple *vocabulary trimming* (VT) method to remove tokens from the vocabulary of multilingual LMs that may be irrelevant to the target language.¹ This is achieved by automatically identifying language-specific tokens from an underlying text corpus. We consider two VT strategies of pre-FT VT (VT before fine-tuning) and post-FT VT (VT after fine-tuning) and

¹We release a Python library for VT at <https://github.com/asahi417/lm-vocab-trimmer>.

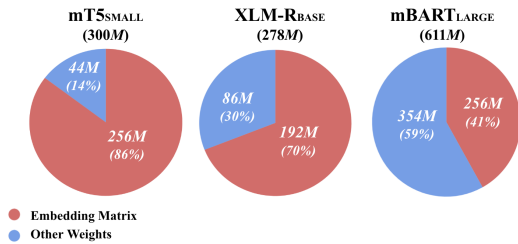


Figure 1: The ratio of the embedding matrix to the number of parameters for each multilingual LM.

analyse them by varying the final vocabulary size. We conduct experiments on two generation tasks, question answering (QA) and question generation (QG), and two classification tasks, sentiment analysis and natural language inference (NLI), across seven different languages. The experimental results show that both pre and post fine-tuning VT can reduce the model size while retaining the original performance in generation tasks (QA and QG), and particularly in classification tasks (sentiment and NLI) where the results are close to being identical despite the significant reduction in vocabulary size. In all tasks, the original performance can be generally maintained with less than 40% of the full model parameters for all languages.

Finally, even though pre-trained LMs have reported impressive performance on various NLP downstream tasks (Kenton and Toutanova, 2019; Liu et al., 2019; Conneau et al., 2019), such LMs also demonstrate worrying levels of social biases in certain situations (May et al., 2019; Kurita et al., 2019; Kaneko and Bollegala, 2021). One natural question that arises is whether VT can have an influence on the bias level in multilingual LMs, including fine-tuned models. For this purpose, we evaluate social bias in multilingual LMs after applying VT with different settings and compare it against its monolingual counterpart. Experimental results show that the monolingual LM tends to contain more bias than its multilingual versions. Moreover, compared to the original multilingual LM, the bias level has no significant change after applying VT. These results suggest that a monolingual LM can be induced by applying VT to its corresponding multilingual LM, thereby obtaining a less biased monolingual LM compared to its original monolingual counterpart.

2 Related Work

Several studies have explored the possibility to modify or adapt the vocabulary of LMs. For instance, Artetxe et al. (2020) and Marchisio et al. (2022) adapted a mono-lingual LM into another language by learning the embedding matrix on the new language, while fixing the other weights. Similarly, Wang et al. (2019) augmented the vocabulary of a multilingual LM to new languages with multilingual word alignment (Lample et al., 2018). Zheng et al. (2021) proposed to evaluate the ability of a vocabulary to represent a particular language, and Chung et al. (2020) proposed a multilingual vocabulary construction that balances the trade-off between optimizing for cross-lingual sub-word sharing and the need for robust representation of individual languages. XLM-V (Liang et al., 2023) combines the idea of Zheng et al. (2021) and Chung et al. (2020) to efficiently enlarge the vocabulary size along with the model size scaling. Ostendorff and Rehm (2023) used a multi-stage fine-tuning to obtain a LM in the target language from other LM in the source language. These prior works modify existing mono/multi-lingual LMs to include new languages, i.e. augmenting the multilinguality of the LMs. In contrast, our study focuses on compressing multilingual LMs into the target language to effectively achieve smaller monolingual LMs, i.e. reducing the multilingual representation of the LMs while retaining the capability in a specific target language.

The work of Abdaoui et al. (2020) is the most relevant to our study as, to the best of our knowledge, they introduced the idea of VT for the first time. However, their analysis is limited to NLI with pre-fine-tuning VT with mBERT (Devlin et al., 2019) only, as well as a fixed vocabulary size after VT. In contrast, our study compares two VT strategies, before and after fine-tuning, and show how this latter strategy, not considered in Abdaoui et al. (2020), can be a more effective compression technique in some settings. Furthermore, we extend the experiments to generation tasks as well as classification tasks with more recent LMs such as mBART (Lewis et al., 2020) and mT5 (Xue et al., 2021), and provide an exhaustive analysis on the effect of VT.

3 Vocabulary Trimming

To perform vocabulary trimming (VT), we first need a multilingual LM as an input. The idea is to

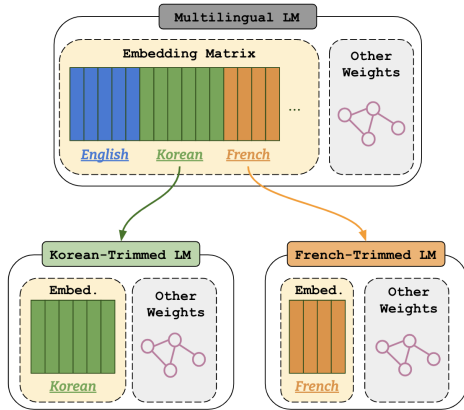


Figure 2: An illustration of vocabulary trimming for Korean and French.

tailor model to a particular target language l , which in principle belong to the same set of languages used to train the input multilingual LM.² For the target language l , VT first identifies language-specific tokens on a language-specific corpus \mathcal{C}_l , and remove all the tokens along with their embeddings except for those appeared in \mathcal{C}_l as described in Figure 2. In our analysis (§ 5), we also consider to keep the top- n most frequent tokens in \mathcal{C}_l to further reduce the model size by removing less frequent tokens. We consider two VT strategies: (1) before fine-tuning and (2) after fine-tuning.

The difference between these two strategies is whether to perform VT before or after fine-tuning, as shown in Figure 3. Both VTs have advantages and drawbacks: while pre-FT VT can reduce the time of fine-tuning as the trimmed LM is smaller than the original LM, post-FT VT only need a fine-tuned multilingual LM - this way, post-FT VT can be used as a postprocessing step and no additional language-specific training is required.

Finally, we release a simple LM vocabulary trimming starting package to apply our proposed technique to any input multilingual transformer-based LM, along with all the models and code needed to reproduce our experiments, at <https://github.com/asahi417/lm-vocab-trimmer>.

4 Evaluation

In this section, we present our experimental results to test the reliability of our proposed VT methodology in NLP tasks.

²In theory, vocabulary trimming could be applied to any language model, even monolingual, but this analysis is out of the scope of this paper.

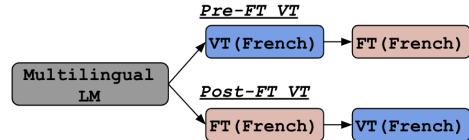


Figure 3: Comparisons of *Pre-FT* vs *Post-FT* VT in an example of fine-tuning on a task in French.

4.1 Experimental Setting

Tasks and datasets. In order to test the efficacy of VT, we consider two generation tasks, question answering (QA) and question generation (QG), and two classification tasks, sentiment analysis and natural language inference (NLI). As the datasets for QA, we use SQuAD (Rajpurkar et al., 2016) (English), Spanish SQuAD (Casimiro Pio et al., 2019) (Spanish), FQuAD (d’Hoffschmidt et al., 2020) (French), Italian SQuAD (Croce et al., 2018) (Italian), JAQuAD (So et al., 2022) (Japanese), KorQuAD (Lim et al., 2019) (Korean), and SberQuAd (Efimov et al., 2020) (Russian). For QG, we use the same datasets adapted for QG via QG-Bench (Ushio et al., 2022). For sentiment analysis, we use Twitter-based datasets for English (Rosenthal et al., 2017), Arabic (Rosenthal et al., 2017), French (Benamara et al., 2017), Italian (Barbieri et al., 2016), German (Cieliebak et al., 2017), Portuguese (Brum and Nunes, 2017), and Spanish (Díaz-Galiano et al., 2018) from UMSAB (Unified Multilingual Sentiment Analysis Benchmark) (Barbieri et al., 2022). All the sentiment analysis datasets contain three labels: positive, neutral and negative. For NLI, we use XNLI (Conneau et al., 2018), a multilingual NLI dataset, including English, French, German, Spanish and Arabic, which are the languages included in the sentiment analysis experiment. We fine-tune LMs on the training sets of each language, which were translated automatically from English and released in the original paper.

Evaluation metrics. For the evaluation, we use the following standard metrics: answer span F1 score (Ans-F1) and exact match (EM) are used for QA; METEOR (MTR) and BERTScore (BS) for QG, which have been shown to be the most correlated metrics to human judgment (Ushio et al., 2022); macro-F1 score for sentiment following (Barbieri et al., 2022); and accuracy for NLI. As the language-specific corpus \mathcal{C}_l to extract vocabulary counts for VT, we use mC4 (Xue et al., 2021), one of the largest public multilingual corpora.

	Lang.	Vocabulary	Parameters	QA			QG		
				No-Trim	Post-FT	Pre-FT	No-Trim	Post-FT	Pre-FT
mT5	EN	209K (83.6%)	258M (86.1%)	70.1 / 55.5	70.2 / 55.5	70.1 / 56.4	23.8 / 90.0	23.8 / 90.0	24.0 / 90.1
	ES	131K (52.4%)	178M (59.4%)	55.9 / 34.7	55.9 / 34.7	57.8 / 37.5	22.7 / 84.1	22.7 / 84.1	22.3 / 84.2
	FR	131K (52.4%)	178M (59.4%)	50.0 / 30.9	50.0 / 30.9	48.6 / 29.4	17.5 / 80.7	17.5 / 80.7	16.1 / 79.2
	IT	111K (44.4%)	157M (52.6%)	53.2 / 37.6	53.4 / 37.8	51.5 / 36.0	17.6 / 80.8	17.6 / 80.8	17.5 / 80.6
	JA	125K (50.0%)	172M (57.6%)	65.7 / 65.7	65.7 / 65.7	63.0 / 63.0	29.0 / 80.9	29.0 / 80.9	28.6 / 81.0
	KO	73K (29.2%)	119M (39.7%)	77.1 / 70.6	77.1 / 70.5	74.5 / 67.3	27.5 / 82.9	27.5 / 83.0	28.0 / 83.7
	RU	147K (58.8%)	195M (65.1%)	73.7 / 51.4	73.8 / 51.4	74.8 / 53.4	26.4 / 84.3	26.4 / 84.3	28.9 / 86.4
mBART	EN	173K (69.2%)	532M (87.1%)	76.9 / 62.6	77.0 / 62.7	78.4 / 65.7	25.1 / 90.4	25.1 / 90.4	24.7 / 90.1
	ES	87K (34.8%)	443M (72.7%)	64.1 / 42.2	64.5 / 42.8	63.7 / 43.9	22.9 / 83.6	22.8 / 83.6	22.8 / 84.0
	FR	85K (34.0%)	442M (72.5%)	60.4 / 39.3	61.0 / 39.8	66.4 / 45.1	19.8 / 81.7	19.8 / 81.7	18.4 / 79.7
	IT	67K (26.8%)	424M (69.5%)	64.7 / 50.0	64.9 / 50.2	65.8 / 49.8	18.0 / 80.6	17.9 / 80.7	18.9 / 81.1
	JA	77K (30.8%)	434M (71.1%)	68.2 / 68.2	68.2 / 68.2	70.6 / 70.6	30.0 / 82.3	29.7 / 82.1	29.1 / 80.8
	KO	46K (18.4%)	402M (65.9%)	79.3 / 72.3	79.2 / 72.1	83.2 / 77.3	30.2 / 83.9	30.3 / 84.0	30.2 / 83.8
	RU	99K (39.6%)	456M (74.8%)	78.7 / 58.0	79.0 / 58.2	75.5 / 49.9	29.3 / 87.2	28.7 / 87.0	28.3 / 86.7

Table 1: Results on QA (Ans-F1/EM) and QG (MTR/BS), including both the vocabulary size and the number of parameters after VT with the ratio to the original model (%). The best results in each LM and language are in bold characters. Note that the parameter size of the original mT5 and mBART (No-Trim) is 300M and 611M, respectively, both with a vocabulary size of 250K.

Base language models. As the base LMs, given computational constraints we chose the smallest mT5 and mBART to fine-tune on QA and QG, and XLM-R and XLM-V (Liang et al., 2023) for sentiment analysis and NLI. All these models have a vocabulary size of 250K, except for XLM-V which has a vocabulary size of 901K subword tokens. For our experiments, we compare the results of pre/post-FT VT against vanilla LM fine-tuning without VT, which we refer to as *No-Trim*.

Fine-tuning. For model fine-tuning, we rely on `lmqg` (Ushio et al., 2023) for QA/QG, and `Ray Tune`³ for sentiment analysis. In both cases, we use the default search space for hyperparameter search. For NLI, we follow the same hyperparameters used in Liang et al. (2023). All the resulting models and code will be released upon acceptance of the paper.

4.2 Results

We present the results for the generation and classification tasks in section 4.2.1 and section 4.2.2, respectively.

4.2.1 Generation Tasks: QA & QG

Table 1 shows the overall results on QA and QG. The results confirm that both of pre/post-FT VT can maintain the original performance in most cases, while being smaller than the original models by significantly reducing the vocabulary size. First, post-FT VT achieves at least the same performance as

the vanilla fine-tuning for all the languages for both LMs in QA and QG, except for a few cases such as mBART QA in Korean and mBART QG in Russian, although the decrease is no more than 0.5%. Meanwhile, pre-FT VT outperforms its vanilla fine-tuning model with a relatively important margin in some cases, such as mBART French QA and mT5 Spanish QA. In contrast, there are a few models where pre-FT VT degrades the performance of the original model such as mT5 QA in Korean (2.6% decrease in Ans-F1) or mBART QA in Russian (3.2% decrease in Ans-F1).

Since we keep all the vocabulary that appeared in the language-specific corpus \mathcal{C}_l , the percentage of reduced parameter depends on the language, and generally VT can reduce the model size for Asian (Japanese/Korean) and European (Spanish/French/Italian) languages efficiently (50% for mT5 and 70% for mBART), but it remains high in other languages (English/Russian).

4.2.2 Classification Tasks: Sentiment & NLI

Table 2 shows the results on sentiment analysis and NLI. In this case, post-FT VT can robustly preserve the original performance of the original No-Trim baseline in both tasks for XLM-R and XLM-V, while being no more than 40% and 60% in vocabulary and overall parameter size, respectively, of the original XLM-V and XLM-R models in all the non-English datasets. XLM-V PT sentiment model is the only post-FT VT where a slight decrease can be observed (0.1%). On the other hand, the accuracy

³<https://docs.ray.io/en/latest/tune/index.html>

	Lang.	Vocabulary	Parameter	Sentiment			NLI		
				No-Trim	Post-FT	Pre-FT	No-Trim	Post-FT	Pre-FT
XLM-R	AR	49K (19.6%)	124M (44.7%)	66.3	66.3	60.9	75.7	75.7	73.8
	DE	91K (36.4%)	156M (56.3%)	73.2	73.3	73.5	79.9	79.9	78.3
	EN	173K (69.2%)	219M (78.7%)	68.4	68.5	67.9	84.6	84.6	70.6
	ES	87K (34.8%)	153M (55.0%)	69.0	69.0	65.0	79.8	79.8	67.2
	FR	85K (34.0%)	151M (54.6%)	71.8	71.8	72.1	80.1	80.1	79.6
	IT	67K (26.8%)	138M (49.7%)	62.9	62.9	70.8	-	-	-
	PT	66K (26.4%)	137M (49.3%)	70.7	70.8	70.2	-	-	-
XLM-V	AR	92K (11.8%)	157M (20.2%)	59.8	59.8	64.7	75.5	75.6	76.1
	DE	239K (30.7%)	269M (34.7%)	73.5	73.5	73.0	78.9	78.9	79.0
	EN	484K (62.2%)	458M (58.9%)	63.9	63.9	61.3	84.4	84.4	84.5
	ES	243K (31.2%)	279M (35.1%)	60.7	60.7	66.6	80.7	80.7	80.6
	FR	218K (28.0%)	253M (32.6%)	68.8	68.8	59.5	78.6	78.6	79.0
	IT	184K (23.7%)	227M (29.3%)	70.2	70.2	74.2	-	-	-
	PT	181K (23.3%)	225M (28.9%)	66.6	66.5	52.8	-	-	-

Table 2: Results of sentiment analysis (macro F1) and XNLI (accuracy) including both the vocabulary size and the number of parameters after VT with the ratio to the original model (%). The best results in each LM and language are in bold characters. Note that the overall parameter size of the original XLM-R and XLM-V (No-Trim) is 278M and 778M, respectively, with the vocabulary size being 250K and 901K vocabulary in each case.

of Pre-FT VT appears to be sensitive to the language and task, where it improves the performance in some languages such as Italian (XLM-R and XLM-V achieve 7.9% and 3.8% increase for sentiment analysis), but it decreases the performance with non-trivial margin in other languages such as Arabic, where XLM-R decreases 5% for sentiment analysis and 2% for XNLI. Since XLM-V has a larger vocabulary size, the percentage of reduced parameters at VT is more prominent in XLM-V, as seen in Arabic (20.2%) and Portuguese (28.9%) for example.

5 Vocabulary Size Analysis

In our main experimental results (§ 4.2), all the unique tokens that appeared in the monolingual corpus were kept, which resulted in a low compression ratio for some languages such as English and Russian. In this analysis, we constrain the number of vocabulary and choose the top- n vocabulary at VT in terms of the frequency in the corpus (see § 3). For QA and QG, we compare mT5_{SMALL} results with n from [5K, 10K, 15K, 30K, 60K, 90K, 120K], which correspond to an overall parameter size of [49M, 54M, 59M, 74M, 105M, 136M, 166M], respectively. For sentiment analysis and NLI, we experiment with XLM-R_{BASE} with n from [5K, 10K, 15K, 30K, 60K], which correspond to [89M, 93M, 97M, 109M, 132M] of parameter size, respectively⁴.

⁴The full results with top- n can be found at Appendix B and Appendix A.

5.1 Generation Tasks: QA & QG

Figure 4 shows the results of mT5 on QA and QG. Noticeably, post-FT VT can reduce the vocabulary size to 60K for both QA and QG in all the languages with a trivial gap (0.3% decrease of EM in Russian QA and 0.1% decrease of BS in French QG), and that is **35%** of the original mT5 in the parameter size. Furthermore, post-FT VT can further reduce the vocabulary to 5K tokens with no more than 0.4% decrease in each metric for both QA and QG in English, French, and Italian, which is **16%** of the original mT5 in the parameter size. Meanwhile, pre-FT VT outperforms the No-Trim result in all the languages in QA, and the majority of the languages in QG (English, Italian, Korean, and Russian), but the result is sensitive to the choice of n . For example, Japanese/Korean QA and Russian QG with pre-FT VT for top-5K (16% of the original mT5) outperforms No-Trim as well as post-FT VT, but Japanese QG with pre-FT VT is worse in any choice of n on contrary. This larger variation of results may also be due to the parameter size space, as the optimal parameters for the original multilingual LM (which is the one trained for post-FT VT) may differ. We leave this extended analysis for future work.

5.2 Classification Tasks: Sentiment & NLI

Figure 5 and Figure 6 show the results of XLM-R on sentiment and NLI. In NLI, we can see that post/pre-FT VT both can reduce the vocabulary to 30K (**39%** of the original XLM-R in the parameter

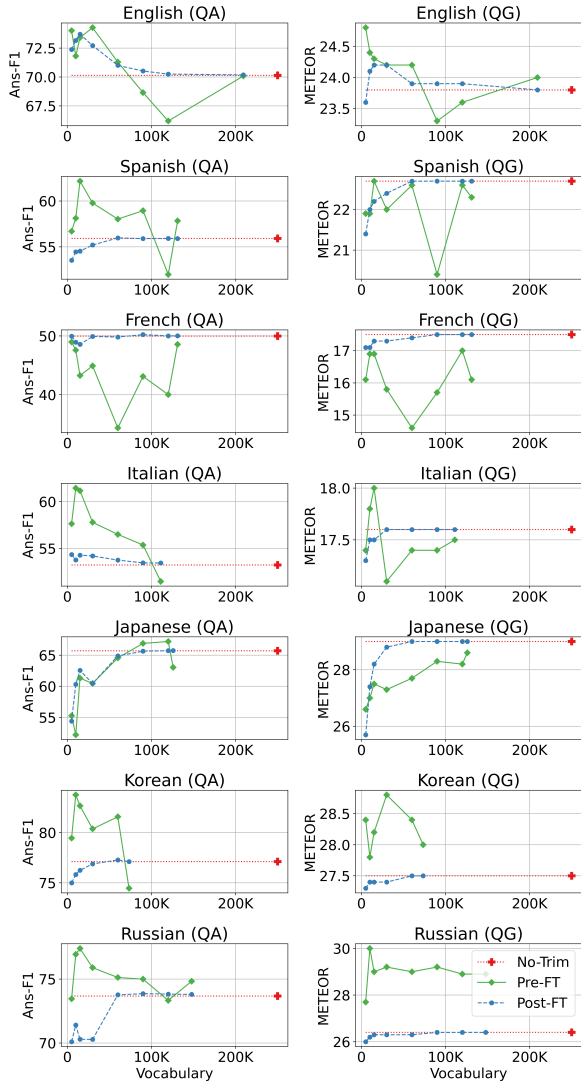


Figure 4: QG (METEOR) and QA (Ans-F1) results for mT5 with pre/post-FT VT for different vocabulary sizes compared to the original multilingual LM (No-Trim).

size) without any decrease except 0.3% of pre-FT VT for German, and there is no decrease more than 0.4% even with top-15K of post-FT VT. In sentiment analysis, pre-FT VT with top-10K (**33%** of the original XLM-R in the parameter size) can retain the accuracy of the No-Trim baseline in French and Italian. Moreover, post-FT VT with 30K can retain the original F1 score without a major drop in sentiment analysis, yet the decrease in F1 score is slightly more prominent than NLI (1.1% in Arabic sentiment analysis).

The sentiment analysis datasets are collected from Twitter, so one dataset in a single language can contain tokens from other languages (hashtags or named-entities, or even code-switching). In contrast, XNLI translates English NLI into other languages, so there is less chance for a dataset to

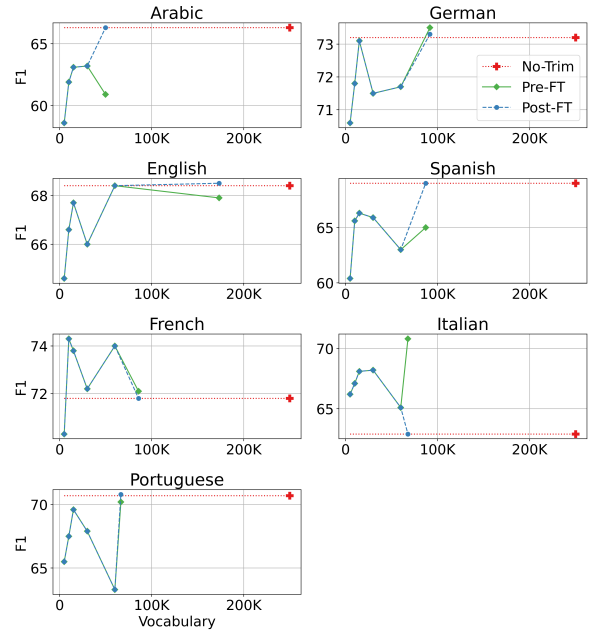


Figure 5: Sentiment analysis macro-F1 results of XLM-R with pre/post-FT VT for different vocabulary sizes compared to No-Trim.

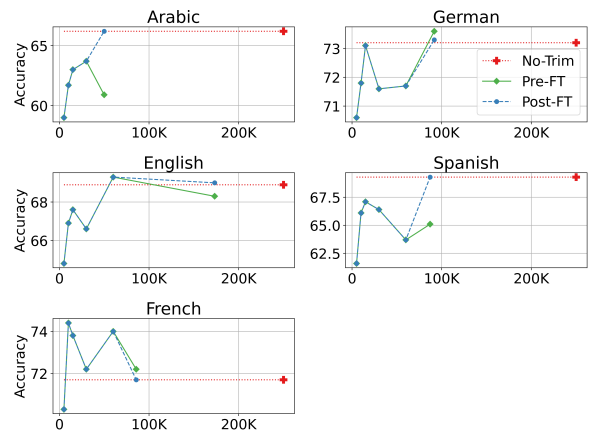


Figure 6: NLI accuracy of XLM-R with pre/post-FT VT for different vocabulary sizes compared to No-Trim.

contain tokens from other languages. This can explain the effectiveness of top- n VT in NLI compared with sentiment analysis, as smaller values of n should result in a vocabulary with fewer tokens from the other languages, which limits the ability of the models to handle foreign tokens.

6 Monolingual vs. Multilingual LMs: The Case of Social Bias

There has been extensive literature in NLP comparing monolingual and multilingual LMs (Muller et al., 2021; Goyal et al., 2021). As for the performance, there is no clear consensus on which type is better for certain languages, tasks or settings. How-

ever, there are other important factors that play a role in this comparison. First, monolingual models tend to have a smaller vocabulary size, which makes them more practical. In contrast, a single multilingual model can be used for a large number of languages. Moreover, multilingual LMs are less prone to capture and carry cultural- or language-dependant biases. This is due to the combination of languages and cultures into a single model, which makes it less biased toward specific cultures (Liang et al., 2020; Ahn and Oh, 2021). Prior works have shown that different types of biases consistently appear in language-specific models (Nadeem et al., 2021; Nangia et al., 2020; Blodgett et al., 2021; Dhamala et al., 2021; Kaneko et al., 2022; Zhou et al., 2022). While the comparison of monolingual and multilingual LMs is not the main focus of this paper, this analysis is certainly relevant. Trimming the vocabulary of a multilingual model essentially makes the model smaller, and therefore alleviates one of the main drawbacks of using multilingual language models on language-specific tasks, which is its larger size. On top of that, this strategy enables the usage of monolingual models with potentially less social bias. In the following, we present a comparison of monolingual and multilingual LMs (both trimmed and not trimmed) in terms of social bias and general performance.

6.1 Experimental setting

Social bias datasets. To study the effect of VT on social bias existing in pre-trained LMs, we first conduct experiments on two commonly used social bias evaluation datasets for masked LMs: StereoSet (SS; Nadeem et al., 2021)⁵ and crowdsourced stereotype pairs benchmark (CP; Nangia et al., 2020)⁶. SS consists of associative contexts covering four types of social biases: race, gender, religion, and profession; while CP is crowdsourced and annotated by workers in the United States, which contains nine types of social biases: race, gender, sexual orientation, religion, age, nationality, disability, physical appearance, and socioeconomic status. In order to further investigate the impact of pre/post-FT VT on LMs, we trim and fine-tune models on sentiment analysis with different orders and evaluate the social bias in such models on the Equity Evaluation Corpus (EEC; Kiritchenko and

Mohammad, 2018)⁷ considering two bias types: gender and race. The EEC dataset was specifically with the aim to examine social bias for sentiment analysis systems.

Evaluation metrics. We compare the pseudo-likelihood scores returned by each model for stereotypical and anti-stereotypical sentences using AULA (All Unmasked Likelihood with Attention weights) (Kaneko and Bollegala, 2022).⁸ AULA has been shown to be robust against the frequency biases of the masked tokens and provides a more reliable assessment in contrast to alternative metrics when evaluating social biases in masked language models (MLMs). Given a sentence pair in the test dataset: “My *mom* spent all day cooking for Thanksgiving” vs. “My *dad* spent all day cooking for Thanksgiving”, the first sentence is considered as stereotypical while the second one is anti-stereotypical. AULA computes the percentage of stereotypical sentences preferred by the MLM over anti-stereotypical ones as the bias score. An MLM is considered to be unfairly biased if it returns higher pseudo-loglikelihood scores for stereotypical sentences than the corresponding anti-stereotypical sentences. The AULA score falls within the range of [0,100] and an unbiased model would return a bias score close to 50. On the other hand, a bias score greater than or less than 50 indicates the bias direction towards the stereotype or anti-stereotype, respectively. Since the original AULA is not fitted to evaluate fine-tuned models, we adapt AULA to the EEC dataset obtain the bias score for the LMs fine-tuned on sentiment analysis, and denote this metric as EEC-AULA. Specifically, given a model that predicts sentiment labels (e.g., positive, neutral, negative) to sentences, we consider the percentage of stereotypical test sentences with a more negative label over anti-stereotypical ones as the corresponding bias evaluation measure.

General performance. As a proxy to test the general performance, we use the general language understanding evaluation (GLUE; Wang et al., 2018) benchmark.⁹ We acknowledge the limitations of using this benchmark to draw reliable conclusions at large (Ethayarajh and Jurafsky, 2020)

⁷<https://saifmohammad.com/WebPages/Biases-SA.html>

⁸https://github.com/kanekomasahiro/evaluate_bias_in_mlm

⁹<https://gluebenchmark.com/>; Models are tested on the development sets of each task.

⁵<https://github.com/moinnadeem/StereoSet>

⁶<https://github.com/nyu-ml/crows-pairs>

Base Model	Vocab Trimming	Vocabulary		Social Bias				General Performance
		Pre-FT	Post-FT	AULA		EEC-AULA		GLUE
				CP	SS	Gender	Race	
Monolingual (RoBERTa)	-	50K	50K	58.1	58.8	64.8	85.7	78.0
Multilingual (XLM-R)	-	250K	250K	49.5	54.9	44.3	62.0	77.9
	Pre-FT VT (EN)	173K	173K	49.5	54.9	42.5	56.9	78.0
	Post-FT VT (EN)	250K	173k	49.5	54.9	44.3	62.0	77.9
	Pre-FT VT (50K)	50K	50K	49.3	55.0	41.0	62.4	76.9
	Post-FT VT (50K)	250K	50K	49.5	54.9	44.3	62.0	77.9

Table 3: Results of pre/post-FT VT models compared with the original monolingual and multilingual models on two social bias analysis benchmarks (AULA for pre-trained masked language models and EEC-AULA for models fine-tuned on sentiment analysis) and the GLUE benchmark. The VT models are trimmed on English vocabulary with different vocabulary sizes: EN (full English vocabulary) and 50K (top 50K subword tokens). Note that for post-FT VT, the results on AULA are exactly the same as the original XLM-R. The green and red colours represent the social bias towards anti-stereotypical sentences (scores lower than 50) and stereotypical sentences (scores higher than 50), respectively. The lighter colour indicates less social bias observed in the LM.

but it nevertheless provides a good proxy for understanding the overall performance of comparable models in standard NLP tasks. Moreover, these experiments are only aimed at analysing the effect of vocabulary trimming on general performance.

Models. We compute the bias scores of RoBERTa (Liu et al., 2019) as base monolingual LM, and XLM-R (Conneau et al., 2019) as its multilingual counterpart (they have been trained with the same architecture and in an overlapping corpus. We explore two VT settings to be applied to XLM-R: XLM-R with the standard VT including the full English vocabulary (VT XLM-R) and XLM-R with VT for top-50K English vocabulary (top-50K VT XLM-R), which is the same vocabulary size as the monolingual RoBERTa model. Our experiments are based both on masked language models on AULA (in which the post-VT does not have any effect) and models fine-tuned on the sentiment analysis presented in § 4.1 on EEC-AULA, as well as on the corresponding GLUE training sets.

6.2 Results

Table 3 shows the performance of pre-FT and post-FT VT models against the original monolingual and multilingual LMs on social bias evaluation datasets and the GLUE benchmark. Both AULA and GLUE results are computed using the LMs without fine-tuning (i.e., RoBERTa, XLM-R, VT XLM-R, and top-50K VT XLM-R), whereas the EEC-AULA results are computed using the models applying VT and fine-tuning strategies. We observe that the monolingual model contains the highest levels of social biases compared to the multilin-

gual models with different settings. In particular, RoBERTa obtains the overall highest bias score on the EEC dataset after fine-tuning, with an alarmingly high 85.7 score on race.¹⁰ On the other hand, compared to the original XLM-R, there is no significant change in performance on social biases and GLUE evaluation tasks for pre-FT VT and post-FT VT models. This is important as we can apply the proposed VT method to any multilingual LM, obtaining a monolingual one with consistent performance on the GLUE benchmark and less social biases than the original monolingual model pre-trained in the target language, without using any ad-hoc debiasing methods.

7 Discussion

Vocabulary trimming before and after fine-tuning.

According to the results, pre-FT VT appears to be generally more effective in classification tasks (see section 4.2.2). For generation tasks, both pre/post-FT VT robustly retain the original performance while being able to considerably reduce the model size (see section 4.2.1). As a guideline to choose the type of VT in such a case, post-FT VT should be more suitable if one already has a fine-tuned model, as no additional training is needed for this case. Moreover, post-FT is more robust as a compression mechanism as the performance is largely maintained with respect to that of the original multilingual LM. On the other hand, if one needs to fine-tune a model from scratch and the computation resources are limited, we recommend

¹⁰Appendix C includes a breakdown by type of the social bias results.

exploring pre-FT VT, as fine-tuning on a trimmed LM should be more efficient due to its smaller vocabulary and parameters and, in some cases, can lead to better overall results. However, this process has to be done carefully as the set of optimal parameters could differ from the original multilingual LM fine-tuning process.

Monolingual and multilingual LM comparison.

While in this paper we have not compared monolingual and multilingual models, the question would be whether we need vocabulary trimming strategies in a world where monolingual LMs exist. In this case, a monolingual model may perform similarly to a multilingual model (Goyal et al., 2021). However, the multilingual model is often larger mainly due to larger vocabulary storage requirements. In contrast, our proposed VT technique does not require any extra LM training or computational resources. Indeed, only a multilingual LM is needed and we can induce multiple smaller language-specific monolingual models. This may reduce the carbon footprint overall and especially help with less-resource languages when a high-quality monolingual model does not exist. Finally, our social bias analysis see § 6 shows how monolingual models exhibit larger social biases (especially racial) than a VT-induced multilingual LM. This is consistent with prior work suggesting that a multilingual LM has been trained with more languages, and hence more cultural variety, and these diverging viewpoints can compensate each other (Ahn and Oh, 2021).

8 Conclusion

In this paper, we proposed *vocabulary-trimming* (VT), a method to reduce the vocabulary of a multilingual LM to a vocabulary specific to any given target language. VT can induce a monolingual LM in the target language by leveraging an existing multilingual LM. The main advantage of this filtering step is the reduced size, as well as avoiding having to train monolingual LMs from scratch, which would be computationally demanding. Our experiments show how VT can retain the high performance of the original multilingual LM, while largely reducing the model size. For all languages evaluated, a 35% compression rate proves sufficient to keep the original performance of the larger mT5 multilingual LM in both QA and QG, with a similar 39% in NLI and 55% in sentiment analysis with XLM-R. Interestingly, in some cases, the

compressed LM can even achieve better results than the original larger model when trimmed before fine-tuning. Since the main goal of the paper was to compress a multilingual LM while keeping its original performance, we leave the analysis of this behaviour for future work.

Limitations

We have not tested our methodology in truly low-resource languages. Because of this, there could be a different behaviour when we apply VT to a language with lower resources or that is poorly represented in the underlying training corpus. The LMs we used in the paper limited their size up to 600M, and we have not considered larger models such as mT5_{XXL} or BLOOM (Scao et al., 2022), due to our limited computational resources. As the language-specific corpus to compute frequency, we employ mC4, which is one of the largest multilingual corpora. Nonetheless, this is used as a proxy and having access to the full multilingual model could give potentially better results.

Similarly, we acknowledge the limitations of the analysis comparing multilingual and monolingual models in terms of social bias. Due to the evaluation data available and the existence of comparable monolingual and multilingual LMs, the evaluation is focused on English only and the results could differ for other languages. Moreover, there are other types of biases not covered in this evaluation.

Ethics Statement

Pre-trained LMs are known to contain undesirable biases to generate toxic contents in some edge cases (Schick et al., 2021), so the resulting models could inherit such biases. While we have not analysed in detail the output of all models in the tasks evaluated, in this paper we have made an attempt to study this effect in terms of social biases for both base pre-trained LMs and fine-tuned LMs.

Acknowledgements

Jose Camacho-Collados and Yi Zhou are supported by a UKRI Future Leaders Fellowship.

References

Amine Abdaoui, Camille Pradel, and Grégoire Sigel. 2020. [Load what you need: Smaller versions of multilingual BERT](#). In *Proceedings of SustaiNLP: Workshop on Simple and Efficient Natural Language*

- Processing*, pages 119–123, Online. Association for Computational Linguistics.
- Jaimeen Ahn and Alice Oh. 2021. [Mitigating language-dependent ethnic bias in BERT](#). In *Proceedings of the 2021 Conference on Empirical Methods in Natural Language Processing*, pages 533–549, Online and Punta Cana, Dominican Republic. Association for Computational Linguistics.
- Mikel Artetxe, Sebastian Ruder, and Dani Yogatama. 2020. [On the cross-lingual transferability of monolingual representations](#). In *Proceedings of the 58th Annual Meeting of the Association for Computational Linguistics*, pages 4623–4637, Online. Association for Computational Linguistics.
- Francesco Barbieri, Valerio Basile, Danilo Croce, Malvina Nissim, Nicole Novielli, and Viviana Patti. 2016. Overview of the evalita 2016 sentiment polarity classification task. In *Proceedings of third Italian conference on computational linguistics (CLiC-it 2016) & fifth evaluation campaign of natural language processing and speech tools for Italian. Final Workshop (EVALITA 2016)*.
- Francesco Barbieri, Luis Espinosa Anke, and Jose Camacho-Collados. 2022. [XLM-T: Multilingual language models in Twitter for sentiment analysis and beyond](#). In *Proceedings of the Thirteenth Language Resources and Evaluation Conference*, pages 258–266, Marseille, France. European Language Resources Association.
- Farah Benamara, Cyril Grouin, Jihen Karoui, Véronique Moriceau, and Isabelle Robba. 2017. Analyse d’opinion et langage figuratif dans des tweets: présentation et résultats du défi fouille de textes de2017.
- Su Lin Blodgett, Gilsinia Lopez, Alexandra Olteanu, Robert Sim, and Hanna Wallach. 2021. Stereotyping norwegian salmon: An inventory of pitfalls in fairness benchmark datasets. In *Proceedings of the 59th Annual Meeting of the Association for Computational Linguistics and the 11th International Joint Conference on Natural Language Processing (Volume 1: Long Papers)*, pages 1004–1015.
- Henrico Bertini Brum and Maria das Graças Volpe Nunes. 2017. Building a sentiment corpus of tweets in brazilian portuguese. *arXiv preprint arXiv:1712.08917*.
- Carrino Casimiro Pio, Costa-jussa Marta R., and Fonolosa Jose A. R. 2019. [Automatic Spanish Translation of the SQuAD Dataset for Multilingual Question Answering](#). *arXiv e-prints*, page arXiv:1912.05200v1.
- Hyung Won Chung, Dan Garrette, Kiat Chuan Tan, and Jason Riesa. 2020. [Improving multilingual models with language-clustered vocabularies](#). In *Proceedings of the 2020 Conference on Empirical Methods in Natural Language Processing (EMNLP)*, pages 4536–4546, Online. Association for Computational Linguistics.
- Mark Cieliebak, Jan Milan Deriu, Dominic Egger, and Fatih Uzdilli. 2017. A twitter corpus and benchmark resources for german sentiment analysis. In *5th International Workshop on Natural Language Processing for Social Media, Boston MA, USA, 11 December 2017*, pages 45–51. Association for Computational Linguistics.
- Alexis Conneau, Kartikay Khandelwal, Naman Goyal, Vishrav Chaudhary, Guillaume Wenzek, Francisco Guzmán, Edouard Grave, Myle Ott, Luke Zettlemoyer, and Veselin Stoyanov. 2019. Unsupervised cross-lingual representation learning at scale. *arXiv preprint arXiv:1911.02116*.
- Alexis Conneau and Guillaume Lample. 2019. Cross-lingual language model pretraining. *Advances in neural information processing systems*, 32.
- Alexis Conneau, Ruty Rinott, Guillaume Lample, Adina Williams, Samuel Bowman, Holger Schwenk, and Veselin Stoyanov. 2018. [XNLI: Evaluating cross-lingual sentence representations](#). In *Proceedings of the 2018 Conference on Empirical Methods in Natural Language Processing*, pages 2475–2485, Brussels, Belgium. Association for Computational Linguistics.
- Danilo Croce, Alexandra Zelenanska, and Roberto Basili. 2018. Neural learning for question answering in italian. In *AI*IA 2018 – Advances in Artificial Intelligence*, pages 389–402, Cham. Springer International Publishing.
- Jacob Devlin, Ming-Wei Chang, Kenton Lee, and Kristina Toutanova. 2019. [BERT: Pre-training of deep bidirectional transformers for language understanding](#). In *Proceedings of the 2019 Conference of the North American Chapter of the Association for Computational Linguistics: Human Language Technologies, Volume 1 (Long and Short Papers)*, pages 4171–4186, Minneapolis, Minnesota. Association for Computational Linguistics.
- Jwala Dhamala, Tony Sun, Varun Kumar, Satyapriya Krishna, Yada Pruksachatkun, Kai-Wei Chang, and Rahul Gupta. 2021. Bold: Dataset and metrics for measuring biases in open-ended language generation. In *Proceedings of the 2021 ACM conference on fairness, accountability, and transparency*, pages 862–872.
- Martin d’Hoffschmidt, Wacim Belblidia, Quentin Heinrich, Tom Brendlé, and Maxime Vidal. 2020. [FQuAD: French question answering dataset](#). In *Findings of the Association for Computational Linguistics: EMNLP 2020*, pages 1193–1208, Online. Association for Computational Linguistics.
- Manuel C Díaz-Galiano, Eugenio Martínez-Cámara, M Ángel García Cumbreiras, Manuel García Vega, and Julio Villena Román. 2018. The democratization of deep learning in tass 2017. *Procesamiento del Lenguaje Natural*, 60:37–44.

- Pavel Efimov, Andrey Chertok, Leonid Boytsov, and Pavel Braslavski. 2020. Sberquad–russian reading comprehension dataset: Description and analysis. In *International Conference of the Cross-Language Evaluation Forum for European Languages*, pages 3–15. Springer.
- Kawin Ethayarajh and Dan Jurafsky. 2020. [Utility is in the eye of the user: A critique of NLP leaderboards](#). In *Proceedings of the 2020 Conference on Empirical Methods in Natural Language Processing (EMNLP)*, pages 4846–4853, Online. Association for Computational Linguistics.
- Naman Goyal, Jingfei Du, Myle Ott, Giri Anantharaman, and Alexis Conneau. 2021. [Larger-scale transformers for multilingual masked language modeling](#). In *Proceedings of the 6th Workshop on Representation Learning for NLP (RepL4NLP-2021)*, pages 29–33, Online. Association for Computational Linguistics.
- Masahiro Kaneko and Danushka Bollegala. 2021. [De-biasing pre-trained contextualised embeddings](#). In *Proceedings of the 16th Conference of the European Chapter of the Association for Computational Linguistics: Main Volume*, pages 1256–1266, Online. Association for Computational Linguistics.
- Masahiro Kaneko and Danushka Bollegala. 2022. Unmasking the mask–evaluating social biases in masked language models. In *Proceedings of the AAAI Conference on Artificial Intelligence*, volume 36, pages 11954–11962.
- Masahiro Kaneko, Aizhan Imankulova, Danushka Bollegala, and Naoaki Okazaki. 2022. [Gender bias in masked language models for multiple languages](#). In *Proceedings of the 2022 Conference of the North American Chapter of the Association for Computational Linguistics: Human Language Technologies*, pages 2740–2750, Seattle, United States. Association for Computational Linguistics.
- Jacob Devlin Ming-Wei Chang Kenton and Lee Kristina Toutanova. 2019. Bert: Pre-training of deep bidirectional transformers for language understanding. In *Proceedings of NAACL-HLT*, pages 4171–4186.
- Svetlana Kiritchenko and Saif M Mohammad. 2018. Examining gender and race bias in two hundred sentiment analysis systems. *NAACL HLT 2018*, page 43.
- Keita Kurita, Nidhi Vyas, Ayush Pareek, Alan W Black, and Yulia Tsvetkov. 2019. Measuring bias in contextualized word representations. In *Proceedings of the First Workshop on Gender Bias in Natural Language Processing*, pages 166–172.
- Guillaume Lample, Alexis Conneau, Marc’Aurelio Ranzato, Ludovic Denoyer, and Hervé Jégou. 2018. Word translation without parallel data. In *International Conference on Learning Representations*.
- Mike Lewis, Yinhan Liu, Naman Goyal, Marjan Ghazvininejad, Abdelrahman Mohamed, Omer Levy, Veselin Stoyanov, and Luke Zettlemoyer. 2020. [BART: Denoising sequence-to-sequence pre-training for natural language generation, translation, and comprehension](#). In *Proceedings of the 58th Annual Meeting of the Association for Computational Linguistics*, pages 7871–7880, Online. Association for Computational Linguistics.
- Davis Liang, Hila Gonen, Yuning Mao, Rui Hou, Naman Goyal, Marjan Ghazvininejad, Luke Zettlemoyer, and Madian Khabsa. 2023. Xlm-v: Overcoming the vocabulary bottleneck in multilingual masked language models. *arXiv preprint arXiv:2301.10472*.
- Sheng Liang, Philipp Dufter, and Hinrich Schütze. 2020. [Monolingual and multilingual reduction of gender bias in contextualized representations](#). In *Proceedings of the 28th International Conference on Computational Linguistics*, pages 5082–5093, Barcelona, Spain (Online). International Committee on Computational Linguistics.
- Seungyoung Lim, Myungji Kim, and Jooyoul Lee. 2019. Korquad1.0: Korean qa dataset for machine reading comprehension. *arXiv preprint arXiv:1909.07005*.
- Yinhan Liu, Jiatao Gu, Naman Goyal, Xian Li, Sergey Edunov, Marjan Ghazvininejad, Mike Lewis, and Luke Zettlemoyer. 2020. [Multilingual denoising pre-training for neural machine translation](#). *Transactions of the Association for Computational Linguistics*, 8:726–742.
- Yinhan Liu, Myle Ott, Naman Goyal, Jingfei Du, Mandar Joshi, Danqi Chen, Omer Levy, Mike Lewis, Luke Zettlemoyer, and Veselin Stoyanov. 2019. Roberta: A robustly optimized bert pretraining approach. *arXiv preprint arXiv:1907.11692*.
- Kelly Marchisio, Patrick Lewis, Yihong Chen, and Mikel Artetxe. 2022. Mini-model adaptation: Efficiently extending pretrained models to new languages via aligned shallow training. *arXiv preprint arXiv:2212.10503*.
- Chandler May, Alex Wang, Shikha Bordia, Samuel Bowman, and Rachel Rudinger. 2019. On measuring social biases in sentence encoders. In *Proceedings of the 2019 Conference of the North American Chapter of the Association for Computational Linguistics: Human Language Technologies, Volume 1 (Long and Short Papers)*, pages 622–628.
- Benjamin Muller, Antonios Anastasopoulos, Benoît Sagot, and Djamé Seddah. 2021. [When being unseen from mBERT is just the beginning: Handling new languages with multilingual language models](#). In *Proceedings of the 2021 Conference of the North American Chapter of the Association for Computational Linguistics: Human Language Technologies*, pages 448–462, Online. Association for Computational Linguistics.

- Moin Nadeem, Anna Bethke, and Siva Reddy. 2021. [StereoSet: Measuring stereotypical bias in pretrained language models](#). In *Proceedings of the 59th Annual Meeting of the Association for Computational Linguistics and the 11th International Joint Conference on Natural Language Processing (Volume 1: Long Papers)*, pages 5356–5371, Online. Association for Computational Linguistics.
- Nikita Nangia, Clara Vania, Rasika Bhalerao, and Samuel R. Bowman. 2020. [CrowS-pairs: A challenge dataset for measuring social biases in masked language models](#). In *Proceedings of the 2020 Conference on Empirical Methods in Natural Language Processing (EMNLP)*, pages 1953–1967, Online. Association for Computational Linguistics.
- Malte Ostendorff and Georg Rehm. 2023. Efficient language model training through cross-lingual and progressive transfer learning. *arXiv preprint arXiv:2301.09626*.
- Jonas Pfeiffer, Naman Goyal, Xi Lin, Xian Li, James Cross, Sebastian Riedel, and Mikel Artetxe. 2022. [Lifting the curse of multilinguality by pre-training modular transformers](#). In *Proceedings of the 2022 Conference of the North American Chapter of the Association for Computational Linguistics: Human Language Technologies*, pages 3479–3495, Seattle, United States. Association for Computational Linguistics.
- Telmo Pires, Eva Schlinger, and Dan Garrette. 2019. [How multilingual is multilingual BERT?](#) In *Proceedings of the 57th Annual Meeting of the Association for Computational Linguistics*, pages 4996–5001, Florence, Italy. Association for Computational Linguistics.
- Colin Raffel, Noam Shazeer, Adam Roberts, Katherine Lee, Sharan Narang, Michael Matena, Yanqi Zhou, Wei Li, and Peter J Liu. 2020. Exploring the limits of transfer learning with a unified text-to-text transformer. *The Journal of Machine Learning Research*, 21(1):5485–5551.
- Pranav Rajpurkar, Jian Zhang, Konstantin Lopyrev, and Percy Liang. 2016. [SQuAD: 100,000+ questions for machine comprehension of text](#). In *Proceedings of the 2016 Conference on Empirical Methods in Natural Language Processing*, pages 2383–2392, Austin, Texas. Association for Computational Linguistics.
- Sara Rosenthal, Noura Farra, and Preslav Nakov. 2017. [SemEval-2017 task 4: Sentiment analysis in Twitter](#). In *Proceedings of the 11th International Workshop on Semantic Evaluation (SemEval-2017)*, pages 502–518, Vancouver, Canada. Association for Computational Linguistics.
- Teven Le Scao, Angela Fan, Christopher Akiki, Elie Pavlick, Suzana Ilić, Daniel Hesslow, Roman Castagné, Alexandra Sasha Luccioni, François Yvon, Matthias Gallé, et al. 2022. Bloom: A 176b-parameter open-access multilingual language model. *arXiv preprint arXiv:2211.05100*.
- Timo Schick, Sahana Udupa, and Hinrich Schütze. 2021. [Self-diagnosis and self-debiasing: A proposal for reducing corpus-based bias in NLP](#). *Transactions of the Association for Computational Linguistics*, 9:1408–1424.
- ByungHoon So, Kyuhong Byun, Kyungwon Kang, and Seongjin Cho. 2022. Jaquad: Japanese question answering dataset for machine reading comprehension. *arXiv preprint arXiv:2202.01764*.
- Asahi Ushio, Fernando Alva-Manchego, and Jose Camacho-Collados. 2022. [Generative language models for paragraph-level question generation](#). In *Proceedings of the 2022 Conference on Empirical Methods in Natural Language Processing*, pages 670–688, Abu Dhabi, United Arab Emirates. Association for Computational Linguistics.
- Asahi Ushio, Fernando Alva-Manchego, and Jose Camacho-Collados. 2023. A practical toolkit for multilingual question and answer generation. In *Proceedings of the 61th Annual Meeting of the Association for Computational Linguistics: System Demonstrations*, Toronto, Canada. Association for Computational Linguistics.
- Alex Wang, Amanpreet Singh, Julian Michael, Felix Hill, Omer Levy, and Samuel Bowman. 2018. Glue: A multi-task benchmark and analysis platform for natural language understanding. In *Proceedings of the 2018 EMNLP Workshop BlackboxNLP: Analyzing and Interpreting Neural Networks for NLP*, pages 353–355.
- Hai Wang, Dian Yu, Kai Sun, Jianshu Chen, and Dong Yu. 2019. [Improving pre-trained multilingual model with vocabulary expansion](#). In *Proceedings of the 23rd Conference on Computational Natural Language Learning (CoNLL)*, pages 316–327, Hong Kong, China. Association for Computational Linguistics.
- Linting Xue, Noah Constant, Adam Roberts, Mihir Kale, Rami Al-Rfou, Aditya Siddhant, Aditya Barua, and Colin Raffel. 2021. [mT5: A massively multilingual pre-trained text-to-text transformer](#). In *Proceedings of the 2021 Conference of the North American Chapter of the Association for Computational Linguistics: Human Language Technologies*, pages 483–498, Online. Association for Computational Linguistics.
- Bo Zheng, Li Dong, Shaohan Huang, Saksham Singhal, Wanxiang Che, Ting Liu, Xia Song, and Furu Wei. 2021. [Allocating large vocabulary capacity for cross-lingual language model pre-training](#). In *Proceedings of the 2021 Conference on Empirical Methods in Natural Language Processing*, pages 3203–3215, Online and Punta Cana, Dominican Republic. Association for Computational Linguistics.
- Yi Zhou, Masahiro Kaneko, and Danushka Bollegala. 2022. [Sense embeddings are also biased – evaluating social biases in static and contextualised sense embeddings](#). In *Proceedings of the 60th Annual Meeting of the Association for Computational Linguistics*

Vocab. Param.	No-Trim (250K)	5K	10K	15K	30K	60K	
	278M	89M	93M	97M	109M	132M	
Post-FT (Sentiment)	AR	66.3	64.5	64.5	65.9	65.9	-
	DE	73.2	70.4	72.4	72.1	73.7	73.3
	EN	68.4	64.0	66.5	67.4	68.6	68.5
	ES	69.0	66.2	67.2	67.8	68.4	69.0
	FR	71.8	68.6	71.4	71.7	71.6	71.8
	IT	62.9	60.8	61.9	63.5	62.3	62.9
	PT	70.7	63.6	65.9	68.2	69.4	70.8
Pre-FT (Sentiment)	AR	66.3	58.6	61.9	63.1	63.2	-
	DE	73.2	70.6	71.8	73.1	71.5	71.7
	EN	68.4	64.6	66.6	67.7	66.0	68.4
	ES	69.0	60.4	65.6	66.3	65.9	63.0
	FR	71.8	70.3	74.3	73.8	72.2	74.0
	IT	62.9	66.2	67.1	68.1	68.2	65.1
	PT	70.7	65.5	67.5	69.6	67.9	63.3
Post-FT (NLI)	AR	75.7	75.0	75.8	75.8	75.7	-
	DE	79.9	76.6	78.9	79.6	79.9	79.9
	EN	84.6	80.5	83.6	84.3	84.6	84.6
	ES	79.8	75.3	78.4	79.4	79.8	79.8
	FR	80.1	77.2	80.0	80.1	80.2	80.1
Pre-FT (NLI)	AR	75.7	73.0	75.0	75.4	75.7	-
	DE	79.9	77.4	79.0	79.0	79.6	79.7
	EN	84.6	83.3	84.7	84.4	85.1	84.3
	ES	79.8	78.9	79.1	79.2	81.0	79.7
	FR	80.1	77.3	78.9	78.2	80.1	78.7

Table 4: Results of XLM-R for sentiment analysis (macro F1) and NLI (accuracy) with different top- n vocabulary size at VT, where the best results in each LM and language are in the bold characters.

(Volume 1: Long Papers), pages 1924–1935, Dublin, Ireland. Association for Computational Linguistics.

A Top- n VT of XLM-R

Table 4 shows the results of XLM-R fine-tuned on sentiment and NLI with post/pre-VT for different top- n .

B Top- n VT of mT5

Table 5 shows the results of mT5 fine-tuned on QA and QG with post/pre-VT for different top- n .

C Details of Results on Social Bias Evaluation

Table 6 shows the details of social bias evaluation (EEC dataset) regarding each emotion type observed in the LMs fine-tuned on sentiment analysis. Table 7 shows the details of social bias regarding each bias type in both CP and SS datasets observed in the comparison LMs.

Vocab. Param.	No-Trim (250K) 300M	5K 49M	10K 54M	15K 59M	30K 74M	60K 105M	90K 136M	120K 166M	
Post-FT (QA)	EN	70.1 / 55.5	72.4 / 59.7	73.2 / 60.5	73.7 / 60.9	72.7 / 58.8	71.0 / 56.4	70.5 / 55.8	70.3 / 55.6
	ES	55.9 / 34.7	53.5 / 32.5	54.4 / 33.1	54.5 / 33.2	55.2 / 33.8	56.0 / 34.8	55.9 / 34.8	55.9 / 34.7
	FR	50.0 / 30.9	50.0 / 31.5	48.9 / 29.9	48.6 / 29.3	49.9 / 30.1	49.8 / 30.5	50.2 / 30.9	50.0 / 30.8
	IT	53.2 / 37.6	54.3 / 39.6	53.8 / 38.4	54.3 / 38.8	54.2 / 38.5	53.7 / 38.1	53.4 / 37.8	-
	JA	65.7 / 65.7	54.4 / 54.4	60.3 / 60.3	62.6 / 62.6	60.4 / 60.4	64.9 / 64.9	65.6 / 65.6	65.7 / 65.7
	KO	77.1 / 70.6	75.0 / 67.8	75.8 / 68.7	76.2 / 69.3	76.9 / 70.2	77.3 / 70.7	-	-
	RU	73.7 / 51.4	70.1 / 48.8	71.4 / 49.5	70.3 / 47.6	70.3 / 47.9	73.8 / 51.1	73.9 / 51.4	73.8 / 51.4
Post-FT (QG)	EN	23.8 / 90.0	23.6 / 89.8	24.1 / 89.9	24.2 / 90.0	24.2 / 90.0	23.9 / 90.0	23.9 / 90.0	23.9 / 90.0
	ES	22.7 / 84.1	21.4 / 83.6	22.0 / 83.8	22.2 / 83.9	22.4 / 84.0	22.7 / 84.1	22.7 / 84.1	22.7 / 84.1
	FR	17.5 / 80.7	17.1 / 80.3	17.1 / 80.4	17.3 / 80.5	17.3 / 80.5	17.4 / 80.6	17.5 / 80.7	17.5 / 80.7
	IT	17.6 / 80.8	17.3 / 80.7	17.5 / 80.8	17.5 / 80.8	17.6 / 80.7	17.6 / 80.8	17.6 / 80.8	-
	JA	29.0 / 80.9	25.7 / 79.2	27.4 / 80.1	28.2 / 80.5	28.8 / 80.9	29.0 / 80.9	29.0 / 80.9	29.0 / 80.9
	KO	27.5 / 82.9	27.3 / 82.8	27.4 / 82.9	27.4 / 82.9	27.4 / 82.9	27.5 / 83.0	-	-
	RU	26.4 / 84.3	26.0 / 84.0	26.2 / 84.2	26.3 / 84.2	26.3 / 84.2	26.3 / 84.3	26.4 / 84.3	26.4 / 84.3
Pre-FT (QA)	EN	70.1 / 55.5	74.0 / 61.3	71.8 / 59.1	73.4 / 60.7	74.3 / 61.3	71.3 / 56.5	68.6 / 54.3	66.2 / 52.1
	ES	55.9 / 34.7	56.7 / 36.7	58.1 / 37.5	62.2 / 41.4	59.8 / 40.1	58.0 / 37.0	58.9 / 38.1	52.0 / 32.7
	FR	50.0 / 30.9	49.0 / 32.7	47.6 / 30.2	43.3 / 26.9	44.9 / 27.4	34.3 / 20.0	43.1 / 24.1	40.0 / 23.7
	IT	53.2 / 37.6	57.6 / 43.7	61.5 / 46.8	61.2 / 45.6	57.8 / 42.1	56.5 / 40.5	55.4 / 39.2	-
	JA	65.7 / 65.7	55.3 / 55.3	52.2 / 52.2	61.3 / 61.3	60.4 / 60.4	64.6 / 64.6	66.9 / 66.9	67.2 / 67.2
	KO	77.1 / 70.6	79.5 / 72.6	83.7 / 77.7	82.7 / 76.4	80.4 / 73.7	81.6 / 75.1	-	-
	RU	73.7 / 51.4	73.5 / 51.7	76.9 / 56.4	77.4 / 56.9	75.9 / 54.2	75.1 / 53.0	75.0 / 53.0	73.3 / 51.4
Pre-FT (QG)	EN	23.8 / 90.0	24.8 / 90.0	24.4 / 89.9	24.3 / 89.9	24.2 / 90.0	24.2 / 90.0	23.3 / 89.9	23.6 / 89.8
	ES	22.7 / 84.1	21.9 / 84.1	21.9 / 83.9	22.7 / 83.7	22.0 / 84.3	22.6 / 84.4	20.4 / 79.6	22.6 / 84.1
	FR	17.5 / 80.7	16.1 / 79.0	16.9 / 79.9	16.9 / 79.5	15.8 / 78.8	14.6 / 78.0	15.7 / 79.0	17.0 / 79.2
	IT	17.6 / 80.8	17.4 / 80.4	17.8 / 81.1	18.0 / 80.8	17.1 / 80.6	17.4 / 80.9	17.4 / 80.8	-
	JA	29.0 / 80.9	26.6 / 79.8	27.0 / 79.2	27.5 / 79.7	27.3 / 79.9	27.7 / 80.3	28.3 / 80.8	28.2 / 80.2
	KO	27.5 / 82.9	28.4 / 83.4	27.8 / 83.4	28.2 / 84.1	28.8 / 83.4	28.4 / 83.4	-	-
	RU	26.4 / 84.3	27.7 / 85.9	30.0 / 86.6	29.0 / 86.5	29.2 / 86.3	29.0 / 86.6	29.2 / 86.7	28.9 / 86.0

Table 5: Results of mT5 for QA (Ans-F1/EM) and QG (MTR/BS) with different top- n vocabulary size at VT, where the best results in each LM and language are in the bold characters.

	Model	AULA-EEC	Anger	Sadness	Fear	Joy	No Emotion Type
Gender Bias	FT RoBERTa	64.8	50.0	67.8	71.5	64.3	60.8
	FT XLM-R	44.3	46.9	39.4	51.4	34.4	39.7
	Pre-FT XLM-R (EN)	42.5	33.8	55.8	45.1	40.7	42.7
	Post-FT XLM-R (EN)	44.3	46.9	39.4	51.4	34.4	39.7
	Pre-FT XLM-R (50k)	44.3	46.9	39.4	51.4	34.4	39.7
	Post-FT XLM-R (50k)	41.0	41.2	45.8	47.2	36.9	37.2
Race Bias	FT RoBERTa	85.7	50.0	88.0	65.4	50.0	100.0
	FT XLM-R	62.0	74.5	32.1	47.3	74.6	17.4
	Pre-FT VT XLM-R (EN)	56.9	33.7	58.8	69.2	60.1	50.0
	Pre-FT VT XLM-R (EN)	62.0	74.5	32.1	47.3	74.6	17.4
	Pre-FT VT XLM-R (50k)	62.0	74.5	32.1	47.3	74.6	17.4
	Post-FT VT XLM-R (50k)	62.4	55.7	70.3	70.9	59.1	59.0

Table 6: Social bias scores of LMs fine-tuned on sentiment analysis on each emotion type w/wo VT on the EEC dataset.

		RoBERTa	XLM-R	VT XLM-R (EN)	VT XLM-R (50K)
CP Dataset	AULA	58.1	49.5	49.5	49.3
	Age	59.8	49.4	49.4	49.4
	Disability	68.3	66.7	66.7	68.3
	Gender	53.4	48.5	48.5	48.1
	Nationality	56.6	44.0	44.0	44.7
	Physical-Appearance	52.4	58.7	58.7	55.6
	Race-Color	56.8	43.8	43.8	44.0
	Religion	53.3	54.3	54.3	53.3
	Sexual-Orientation	67.9	54.8	54.8	54.8
	Socioeconomic	66.3	58.1	58.1	57.6
SS Dataset	AULA	58.8	54.9	54.9	55.0
	Gender	62.4	55.3	55.3	54.9
	Profession	60.4	54.3	54.3	54.6
	Race	57.0	56.0	56.0	56.0
	Religion	54.4	46.8	46.8	46.8

Table 7: Social bias scores of VT LMs compared to their original ones on both CP and SS datasets for each bias type.