

Textless Acoustic Model with Self-Supervised Distillation for Noise-Robust Expressive Speech-to-Speech Translation

Min-Jae Hwang, Ilya Kulikov, Benjamin Peloquin, Hongyu Gong,
Peng-Jen Chen, and Ann Lee

Meta AI

mjhwang@meta.com

Abstract

In this paper, we propose a textless acoustic model with a self-supervised distillation strategy for noise-robust expressive speech-to-speech translation (S2ST). Recently proposed expressive S2ST systems have achieved impressive expressivity preservation performances by cascading unit-to-speech (U2S) generator to the speech-to-unit translation model. However, these systems are vulnerable to the presence of noise in input speech, which is an assumption in real-world translation scenarios. To address this limitation, we propose a U2S generator that incorporates a distillation with no label (DINO) self-supervised training strategy into its pre-training process. Because the proposed method captures noise-agnostic expressivity representation, it can generate qualified speech even in noisy environment. Objective and subjective evaluation results verified that the proposed method significantly improved the performance of the expressive S2ST system in noisy environments while maintaining competitive performance in clean environments¹.

1 Introduction

Speech-to-speech translation (S2ST), which translates speech in one language into speech in other language is indispensable technique for breaking down language barriers in naturalistic communication among international communities (Lavie et al., 1997; Nakamura et al., 2006; Wahlster, 2013). Recently, the direct speech-to-unit translation (S2UT) approach that translates source speech into a discretized semantic unit of target speech has been gaining a lot of attention (Lee et al., 2022a,b; Chen et al., 2023a; Inaguma et al., 2022; Seamless Communication et al., 2023). Thanks to their ability in modeling semantic units using a single network and the success of large-scale pre-training and data augmentation (Popuri et al., 2022), their latest models

can achieve state-of-the-art translation quality (Inaguma et al., 2022; Seamless Communication et al., 2023).

On the other hand, it is also important to preserve source speech’s expressivity features² such as vocal style, emotion, or tone during translation process to realize natural conversation with speech translator. However, it is non-trivial for a direct S2UT system to preserve the expressivity due to its design. Specifically, since the target discrete units contain linguistic information besides expressivity information (Seamless Communication et al., 2023), the expressivity of source speech is hard to be captured by S2UT model. As a results, the translated speech provides monotonic and robotic sound where the source speech’s expressivity doesn’t exist.

To achieve an expressivity-preserved S2ST system, several studies propose to cascade an additional unit-to-speech (U2S) generator², also known as a *textless acoustic model*, on top of the S2UT model. This approach proposes the U2S model by replacing the input of the acoustic model used in TTS systems from phonemes to discrete units. For instance, recently proposed PRETSSEL-based S2ST system (Seamless Communication, 2023) generates speech by receiving target language’s discrete units and source language speech’s expressivity embedding. The S2ST system with PRETSSEL can achieve high-quality cross-lingual expressivity transfer and content translation performance because it effectively disentangles the linguistic and paralinguistic information using discrete units and expressivity embedding, respectively.

However, this expressive S2ST framework exhibit issues when applied in the real-world translation scenarios, where the recording environment is noisy. Note that the expressivity encoder embedding space is trained to represent all information except linguistic one; that means a channel informa-

¹Audio samples are available at https://facebookresearch.github.io/seamless_communication/demo/dino_pretssel/index.html

²In this work, we define *expressivity* as speech’s utterance-level styles such as vocal style, emotion, or tone.

tion such as background noise also exists in expressivity embedding along with vocal style, emotion, or tone information. Consequently, when the input speech is recorded in the noisy environment, the U2S model tries to transfer background noise to output speech, which critically affects both contents and expressivity preservation performances.

To address aforementioned problem, we propose a textless acoustic model that utilizes the self-distillation with no label (DINO) strategy to its pretraining (Caron et al., 2021). Following the success of self-supervised speaker representation learning (Chen et al., 2023b), the proposed method introduces two teacher-student encoders and optimizes these encoders using a self-distillation training strategy. Specifically, the student encoder is updated to minimize its output probabilistic distance to the teacher encoder’s output. Then, the teacher encoder weights are iteratively updated by the exponential moving averaged (EMA) weights of the student encoder. In addition, random noise augmentation is applied to the input of both expressivity encoders to learn noise-agnostic expressivity representations.

We applied the proposed training strategy to the PRETSSEL U2S generator, which we refer to as **DINO-PRETSSEL**. Experimental results verified that the expressive S2ST system with DINO-PRETSSEL outperformed conventional S2ST models in noisy recording environments while still achieving competitive performance in clean recording environments. Specifically, the objective evaluation demonstrated that DINO-PRETSSEL achieved more noise-robust content and prosody preservation performance than other systems based on their ASR-BLEU (Jia et al., 2019) and AutoPCP (Seamless Communication, 2023) scores. Additionally, the subjective evaluation confirmed its superior performance in generating natural speech sound with robust vocal style preservation compared to conventional systems through the mean opinion score (MOS) and speaker-MOS (S-MOS) tests.

2 Related work

2.1 Expressive S2ST

There have been several studies proposing expressive S2ST model by cascading U2S generator to the S2UT model. For instance, PRETSSEL (Seamless Communication, 2023) and StyleS2ST (Song et al., 2023) adopted FastSpeech (FS)-style non-

autoregressive (NAR) U2S generators (Ren et al., 2019, 2021) for expressive S2ST. It also had been proved that the unit-based VoiceBox is also strong NAR U2S generator (Le et al., 2023; Seamless Communication, 2023). On the other hand, PolyVoice (Dong et al., 2023) proposed a similar cascaded S2ST by cascading two language models as S2UT and U2S generator components. Although previous works have shown impressive performance, they didn’t consider expressivity preservation in noisy environments. To our knowledge, our work is the first work to propose a noise-robust approach to expressive S2ST.

2.2 Noise-robust expressive TTS

As expressive TTS systems are becoming more natural and approaching human-level quality, there is a growing interest in incorporating noise-robustness into these systems in order to use it in the real world scenario. For instance, Hsu et al. (2018) proposed to disentangle noise information from noisy speech during training process of Gaussian mixture variational autoencoder. Swiatkowski et al. (2023) disentangled noise information by using external denoiser (Isik et al., 2020). During inference, they used only clean speech components for the clean speech generation.

Our work was mostly inspired by Pankov et al. (2023). This system achieved a robust voice cloning system by using VITS-based U2S generator with DINO strategy. The main difference of our work is that we focus on the cross-lingual S2ST application, whereas earlier work was applied to monolingual TTS application.

3 Background: Expressive S2ST with PRETSSEL

PRETSSEL is a unit-based textless acoustic model for expressive S2ST system (Seamless Communication, 2023). Specifically, PRETSSEL is pretrained to reconstruct 80-dimensional Mel-spectrogram with 10-ms interval of input speech from the deduplicated (or *reduced*) XLS-R units (Babu et al., 2022) with 10K K-means clustering and the same Mel-spectrograms.

3.1 Architecture of PRETSSEL

The PRETSSEL is composed of the expressivity encoder and the acoustic model. First, the expressivity encoder extracts a 512-dimensional expressivity embedding vector containing high-level

paralinguistic representations from the input Mel-spectrograms. Specifically, it adopts the variants of ECAPA-TDNN architecture (Desplanques et al., 2020) that replaces batch normalization (Ioffe and Szegedy, 2015) with layer normalization (Ba et al., 2016).

For a pair of expressivity embedding and discrete XLS-R units, the acoustic model generates Mel-spectrograms of output speech. The acoustic model architecture is based on FS2 architecture (Ren et al., 2021) consisting of a series of feed-forward Transformer (FFT) blocks, local prosody predictors, variance adaptors, and decoder FFT blocks. Major differences are (1) PRETSSEL uses FiLM conditioning layer (Perez et al., 2018; Oreshkin et al., 2018) to effectively utilize the expressivity embedding, (2) it uses the separately predicted unit duration from external S2UT model, and (3) it individually predicts the binary voiced/unvoiced (VUV) flag and the continuous F0 contour.

3.2 Pretraining

During pretraining, expressivity encoder and acoustic model are jointly trained to minimize three loss terms:

$$\mathcal{L}_{pretsel} = \mathcal{L}_{mel} + \lambda_l \cdot \mathcal{L}_{local} + \lambda_f \cdot \mathcal{L}_{film}, \quad (1)$$

where \mathcal{L}_{mel} , \mathcal{L}_{local} , and \mathcal{L}_{film} denote Mel-spectrogram prediction loss, local prosody prediction loss, and L2 regularization loss at the FiLM layer (Oreshkin et al., 2018), respectively; λ_v and λ_v denote weight terms for \mathcal{L}_{local} and \mathcal{L}_{film} , respectively. Specifically, Mel-spectrogram prediction loss is defined by summation of L1 and L2 losses for the predicted Mel-spectrograms before and after PostNet. In addition, local prosody prediction loss is defined by summation of L2 losses for the continuous F0 and energy contours in logarithm scale, and binary cross entropy (BCE) loss for VUV flag.

3.3 Application in Expressive S2ST

For the accurate prediction of translated units and their duration, the work of PRETSSEL proposes a Prosody UnitY2 S2UT model, which is an expressivity variant of the latest SeamlessM4T V2 model (Seamless Communication, 2023). This S2UT model predicts *original* XLS-R units at 20-ms interval conditioned by PRETSSEL’s expressivity embedding vector. After predicting original units, the reduced units and their duration are obtained by deduplication process. Then,

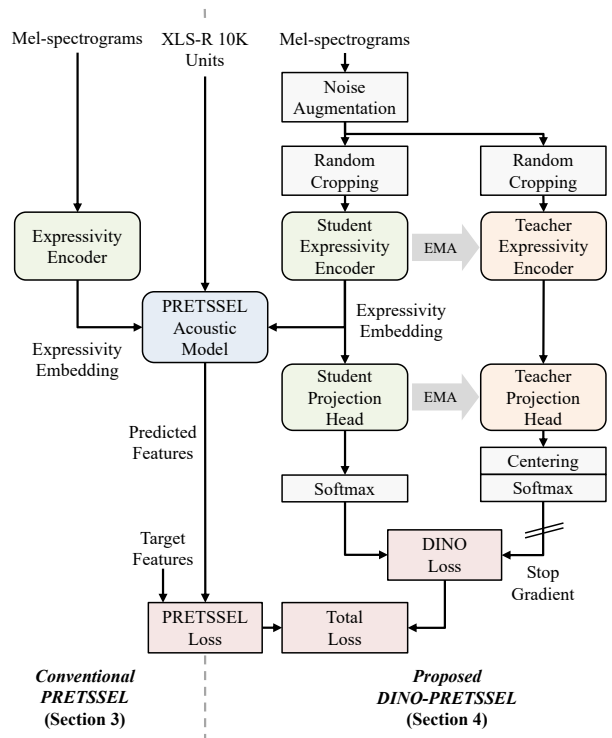


Figure 1: Pretraining of conventional PRETSSEL (left) and proposed DINO-PRETSSEL (right). Target and predicted features include Mel-spectrograms, pitch, energy, and voicing flag.

PRETSSEL’s acoustic model generates output Mel-spectrograms by taking reduced units, unit durations, expressivity embedding, and target language embedding. Finally, the HiFi-GAN vocoder (Kong et al., 2020) converts Mel-spectrograms into the speech waveform.

Since linguistic information dominates in the discrete units of speech (Seamless Communication et al., 2023), the expressivity embedding learns paralinguistic information such as prosody, vocal, or channel information as mentioned by Skerry-Ryan et al. (2018). This property enables to efficiently transfer the expressivity of source speech into translated speech, especially when the speech is recorded in clean environment. However, when it comes to the expressive S2ST in real-world situation that assumes noisy condition, the model tries to transfer noise components as well, which critically decrease the quality of translated speech signal.

4 DINO-PRETSSEL

In this section, we propose a DINO-PRETSSEL, where the DINO-based self-supervised training strategy is incorporated into PRETSSEL pretraining as illustrated in Figure 1. The details of this

process are described in the following sections.

4.1 Learning robust expressivity embedding with self-distillation

DINO-PRETSSEL utilizes two expressivity encoders termed teacher and student sharing the same ECAPA-TDNN architectures (Desplanques et al., 2020). Unlike the original PRETSSEL’s expressivity encoder, both teacher and student encoder contain additional projection head layers followed by softmax layer to measure probabilistic distance between student and teacher predictions. The projection heads are multi-layer perceptron (MLP) with linear output layer interleaved by GeLU activation (Hendrycks and Gimpel, 2016). Then, the student and teacher encoders are iteratively updated following the self-distillation framework.

Student training Let \mathbf{q}_t and \mathbf{q}_s be the K -dimensional outputs obtained by teacher and student encoders, respectively. Then, we obtain the probability distribution of student output \mathbf{p}_s by applying softmax function as follows:

$$p_s^i = \frac{\exp(q_s^i/\tau_s)}{\sum_{k=1}^K \exp(q_s^k/\tau_s)}, \quad (2)$$

where i is the i^{th} dimension of \mathbf{p}_s and τ_s is the temperature parameter that controls the sharpness of the output distribution. We apply similar formula to teacher output \mathbf{p}_t by using temperature τ_t . Then, we train the student encoder to match its output distribution to the teacher encoder output by minimizing cross-entropy (CE) loss between \mathbf{p}_s and \mathbf{p}_t . To freeze teacher encoder weights, we apply stop gradient operator to \mathbf{p}_t .

Following Chen et al. (2023b), we adopt multi-crop strategy (Caron et al., 2020) to DINO loss. Specifically, we randomly sample L long segments and M short segment from single utterance to extract the expressivity embeddings containing long-term and short-term expressivity context. All the $L + M$ segments are fed to student encoder, but only L long segments are fed to teacher encoder. Then, we compute DINO loss as the combination of CE losses between expressivity embeddings obtained from different segments as follows:

$$\mathcal{L}_{dino} = \frac{1}{L \cdot (L + M - 1)} \sum_{l=1}^L \sum_{\substack{m=1 \\ m \neq l}}^{L+M} \text{CE}(\mathbf{p}_t^l, \mathbf{p}_s^m), \quad (3)$$

where l and m denote the l^{th} short segment and m^{th} long segment, respectively.

Teacher training After updating the student encoder weights $\{\theta_s\}$ by one iteration, teacher network weights $\{\theta_t\}$ are assigned a running average of past student encoder weights by the EMA rule as follows:

$$\theta_t \leftarrow \lambda_{ema} \cdot \theta_s + (1 - \lambda_{ema}) \cdot \theta_s, \quad (4)$$

where λ_{ema} controls the extent to which the current student encoder’s weights affect the update of the teacher encoder’s weights. Following original DINO study (Caron et al., 2021) we gradually increases λ from 0.996 to 1.0 until the end of model training using cosine scheduler (Grill et al., 2020).

Avoiding model collapse. Because the teacher encoder is learned from the past weights of student encoder, a trivial solution that the encoders can learn is for the teacher to always present uniformly random values or deterministic values by outputting uniformly distributed or single dimension-dominated \mathbf{p}_t , respectively. DINO framework prevents this solution by applying centering and sharpening operations to teacher output distribution.

In detail, the centering operation normalizes logits of softmax distribution by the mean statistic \mathbf{c} , which is updated by EMA rule as follows:

$$\begin{aligned} \mathbf{q}_t &\leftarrow \mathbf{q}_t - \mathbf{c}, \\ \mathbf{c} &\leftarrow m \cdot \mathbf{c} + (1 - m) \cdot \frac{1}{B} \sum_{i=1}^B \mathbf{q}_t, \end{aligned} \quad (5)$$

where m and B denote the momentum factor for EMA update, and batch size, respectively. The centering operation prevents the situation that one dimension of teacher output dominates other dimensions by normalizing teacher logits to have similar dynamic range.

On the other hand, the sharpening operation makes teacher distribution sharper than the student distribution by setting smaller teacher temperature τ_t than student temperature τ_s . Thus, this operation prevents the situation that the teacher distribution to be uniform.

Noise augmentation. To obtain noise-agnostic expressivity representation, we apply random noise augmentation to the input of expressivity encoders. Then, we train DINO-PRETSSEL to predict clean one. At each iteration, we randomly select a noise signal from the noise database and add it to the input speech using a randomly determined signal-to-noise ratio (SNR). On the other hand, we always

Language	English	Spanish	Total
# utterances ($\times 10^3$)	10.9	4.8	24.3
Duration ($\times 10^3$ hrs)	44.7	5.3	58.8

Table 1: Statistics of PRETSSEL pretraining datasets per language.

obtain the discrete units for the acoustic model input from the clean speech signal. By doing so, the model always receives high-quality linguistic input that is not corrupted by noise during training.

4.2 Pretraining

We first start from original PRETSSEL training as described in Equation (1) to initiate DINO training from the stable states of expressivity encoder. After obtaining converged expressivity encoder, we apply the DINO framework as detailed in Section 4. More specifically, we first obtain teacher and student expressivity encoders from the weights of stabilized expressivity encoder. Then, the student encoder is jointly trained along with acoustic model to minimize following loss terms:

$$\mathcal{L}_{total} = \mathcal{L}_{pretszel} + \lambda_{dino} \cdot \mathcal{L}_{dino}, \quad (6)$$

where λ_{dino} denotes weight term of DINO loss. Next, the teacher encoder is updated by following Equation (4). This iteration is repeated until DINO loss is converged.

5 Experimental setting

5.1 Dataset

We used multi-speaker datasets covering two high-resource languages, i.e., English (En) and Spanish (Es) to train PRETSSEL models. We provide a summary of the data statistics, including the number of utterances and duration for each language, in Table 1. For the evaluation, we used dev and test subsets of mExpresso English to Spanish (En→Es) and mDRAL Spanish to English (Es→En) benchmark dataset (Seamless Communication, 2023). More details about evaluation dataset are described in Appendix A.

Note that we could simulate *clean* environment because those mDRAL Es and mExpresso En speeches were recorded in a professional recording studio with minimal background noise. To simulate *noisy* environment, we obtained random noise signals from DNS-5 dataset (Dubey et al., 2023), and added those signals to source signals by different levels of SNR.

5.2 Preprocessing

We extracted XLS-R 10K units, 80-dimensional Mel-spectrograms, continuous F0, VUV flags, and energy. More details are described in Appendix B.

5.3 Architecture

As described in Section 3.1, the architecture of DINO-PRETSSEL is similar to the original PRETSSEL with the exception of the teacher-student expressivity encoders and projection head layers. The projection head for each expressivity encoders has three fully connected layers with 2,048 hidden dimensions followed by L2 normalization and weight normalization layers (Salimans and Kingma, 2016). The output dimension K was set to 65,536. More details are described in Appendix C.

5.4 Training

We first trained DINO-PRETSSEL by 500k iterations using PRETSSEL criteria, and fine-tuned another 300k iterations by using DINO strategy. For noise augmentation, we randomly selected noise segments in each iteration, and mixed them with the source speech at a 50% probability with a random SNR ranging from 6dB to 40dB. We set the length of short and long segments to 4- and 6-seconds, respectively. We set the number of short and long segments to 4 and 2, respectively. More details are described in Appendix D.

5.5 Expressive S2ST inference

Firstly, we used the many-to-many version of Prosody UnitY2 (Seamless Communication, 2023) to translate input speech into target language’s XLS-R 10K units as described in Section 3.3. Then, the DINO-PRETSSEL took XLS-R 10K and last 4 seconds of Mel-spectrograms to synthesize the Mel-spectrograms at target language. Finally, the HiFi-GAN V1 vocoder (Kong et al., 2020) converted Mel-spectrograms into the speech waveform at 24-kHz sampling rate. Unlike original PRETSSEL work, we didn’t include audio watermarking technique to prevent possible distortion from watermarking.

5.6 Benchmarking systems

We included four expressive S2ST systems in the experiments. Note that in case of PRETSSEL-based systems, we used the same Prosody UnitY2 and HiFi-GAN models used at original PRETSSEL

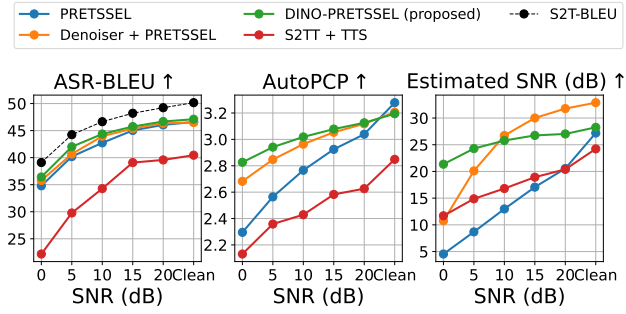


Figure 2: Objective evaluation results of various expressive S2ST systems under different SNR conditions.

work (Seamless Communication, 2023) for a fair comparison.

S2TT + TTS. We combined a SeamlessM4T V2’s S2TT module (Seamless Communication, 2023) and Coqui-XTTS V2 model³. For the expressivity transfer, the source speech of SeamlessM4T V2 was conditioned to Coqui-XTTS V2.

PRETSSEL. We combined a Prosody UnitY2 and PRETSSEL model as described in Section 3.3.

Denoiser + PRETSSEL. We combined a Prosody UnitY2 and PRETSSEL with high-quality speech enhancement model. Specifically, we applied MetricGAN+ denoiser⁴ (Fu et al., 2021) to the input of PRETSSEL for removing noise components.

Proposed DINO-PRETSSEL We combined a Prosody UnitY2 and DINO-PRETSSEL as described in Section 5.5.

6 Objective evaluation

6.1 Metrics

In the objective evaluation, we measured ASR-BLEU, AutoPCP, and SNR to measure contents preservation, prosody preservation, and noise suppression performances, respectively. We also included S2T-BLEU scores to specify the upper-bound of ASR-BLEU score. We averaged the scores of individual utterances to obtain single representative score. We detailed the evaluation metrics in Appendix E.

6.2 Results

We present the objective evaluation results at Figure 2. In all cases, we confirmed the superior per-

³<https://huggingface.co/coqui/XTTS-v2>

⁴<https://huggingface.co/speechbrain/metricgan-plus-voicebank>

formance of PRETSSEL-based models compared to the S2TT + TTS baseline. We analyze the trends among the PRETSSEL models as follows.

When the source speech was clean, the noise-robust PRETSSELS (i.e., DINO-PRETSSEL and denoiser-based PRETSSEL) showed a slight drop in prosody preservation performance compared to the original PRETSSEL (AutoPCP), while they demonstrated a slight improvement in content preservation performance (ASR-BLEU). As for the noise suppression performance, we found that DINO-PRETSSEL showed the closest SNR values to the original PRETSSEL. On the other hand, the denoiser-based PRETSSEL provided the highest SNR value, indicating the lowest noise level. We hypothesize that its significantly higher SNR value might indicate that the denoiser removed too much noise information that exists in the source speech, which could potentially degrade the naturalness of the translated speech. We will analyze this at Section 7.

When the source speech was corrupted by noise, the proposed DINO-PRETSSEL demonstrated the best contents preservation (ASR-BLEU), prosody preservation (AutoPCP), and noise suppression (SNR) performance regardless of input noise level. One interesting observation was that the proposed DINO-PRETSSEL model remained robustness to the noise, even when it was much stronger than the noise used during training, i.e., less than 6dB SNR. We presented full results in Appendix F.

7 Subjective evaluation

7.1 Metrics

For the subjective evaluation, we conducted MOS test to measure the naturalness of translated speeches. We also conducted S-MOS test that measures a vocal style similarity between source and translated speeches. We detailed the evaluation metrics in Appendix G.

7.2 Results

The subjective evaluation results are shown in Table 2. We analyze the trends as follows.

Naturalness. When the source speech was clean, DINO-PRETSSEL provided slightly lower naturalness than the original PRETSSEL (clean source; S4 vs. S2). This is mainly because DINO-PRETSSEL’s training objective is broader than PRETSSEL’s objective. More specifically, DINO-

Label	System	mExpresso (En→Es)				mDRAL (Es→En)			
		Naturalness MOS↑		S-MOS↑		Naturalness MOS↑		S-MOS↑	
		Clean	Noisy	Clean	Noisy	Clean	Noisy	Clean	Noisy
S1	S2TT + TTS	3.28±0.14	2.96±0.14	3.11±0.16	2.40±0.16	3.11±0.15	2.74±0.15	3.05±0.17	2.49±0.16
S2	PRETSSEL	3.24±0.14	3.02±0.14	3.58±0.15	2.99±0.16	3.69±0.13	2.89±0.16	3.99±0.14	2.88±0.17
S3	Denoiser + PRETSSEL	3.13±0.14	3.49±0.13	3.39±0.15	2.88±0.15	3.54±0.14	3.61±0.14	3.68±0.15	2.88±0.17
S4	DINO-PRETSSEL (proposed)	3.20±0.14	3.54±0.13	3.26±0.16	3.02±0.15	3.61±0.14	3.64±0.13	3.63±0.16	3.15±0.17

Table 2: Subjective evaluation results for various expressive S2ST systems with a 95% confidence interval. The highest scores are in bold typeface. "Clean" and "Noisy" denote that the source speech of S2ST system was clean and noisy, respectively.

PRETSSEL needs to learn both denoising and expressivity preservation, whereas PRETSSEL only learns expressivity preservation. Because the clean speech translation case doesn't consider denoising ability, DINO-PRETSSEL's performance can be worse than PRETSSEL. This could be also interpreted as a trade-off for gaining noise-robustness at the expense of performance in clean environments. However, DINO-PRETSSEL still demonstrated higher naturalness than denoiser-based PRETSSEL (clean source; S4 vs. S3). This supported our hypothesis in Section 6.2 that removing too much noise with the denoiser could have a negative impact on the naturalness of the translated speech.

When the source speech became noisy, in contrast to other models, the naturalness performance of noise-robust PRETSSEL models even increased (noisy sources; S3 and S4). Specifically, DINO-PRETSSEL proved to be able to generate the most natural speech compared to other systems in noisy environments (noisy source; S4 vs. others). More specifically, in noisy environments, DINO-PRETSSEL achieved 3.54 and 3.64 MOS results, respectively 0.52 and 0.75 scores higher than the original PRETSSEL in the mExpresso (En→Es) and mDRAL (Es→Es) subsets.

Vocal style preservation. When the source speech was clean, the original PRETSSEL showed the highest performance (clean source; S2 vs. others). In contrast, DINO-PRETSSEL showed the lowest vocal style preservation performance among other PRETSSEL-based models (clean source; S4 vs. S2 and S3). This trend was similar to the results observed at MOS test, that means there was a trade-off for gaining noise-robustness.

However, when the source speech became noisy, DINO-PRETSSEL demonstrated outperforming robustness in vocal style preservation by achieving higher S-MOS results compared to other systems

Label	System	MOS↑	S-MOS↑
S2	PRETSSEL	3.01±0.16	2.63±0.17
S3	Denoiser + PRETSSEL	3.43±0.13	2.51±0.16
S4	DINO-PRETSSEL (proposed)	3.59±0.13	3.11±0.16

Table 3: Subjective evaluation results for the En→Es translation of real-world noisy data with 95% confident interval. The highest scores are in bold typeface.

(noisy source; S4 vs. others). More specifically, DINO-PRETSSEL achieved 3.02 and 3.15 S-MOS results in noisy environments, respectively 0.03 and 0.27 scores higher than the original PRETSSEL in the mExpresso (En→Es) and mDRAL (Es→Es) subsets.

8 Expressive S2ST in-the-wild

To test the robustness of DINO-PRETSSEL in real-world noisy recording environments, we conducted a subjective evaluation using noisy samples of the VoxLingua107 dataset (Valk and Alumäe, 2021), which were collected from En videos on YouTube. When choosing source speech, we first measured SNR, and randomly selected 100 noisy speeches having SNR values from 5dB to 15dB. We then applied Silero voice activity detection (Silero, 2021) to remove leading and trailing silence. Then, we conducted MOS and S-MOS tests for the En→Es translation as shown the results in Table 3. The evaluation results verified the proposed DINO-PRETSSEL presented significantly higher performance to the noisy samples, especially compared to both PRETSSEL and denoiser-based PRETSSEL. Specifically, it achieved 3.59 MOS and 3.11 S-MOS results, which were 0.58 and 0.48 scores higher than those of original PRETSSEL, respectively.

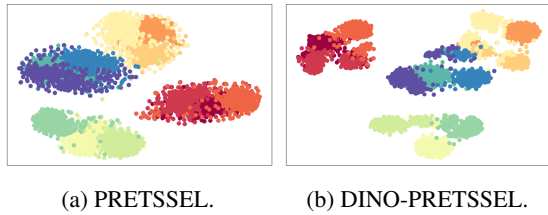


Figure 3: t-SNE plot of expressivity embeddings obtained from clean speeches.




Figure 4: t-SNE plot of expressivity embeddings obtained from noisy speeches.

9 Ablation study

9.1 Visualizing expressivity embeddings

The expressivity encoder of proposed DINO-PRETSSEL can effectively extract consistent vocal style and prosody information from source speech even in noisy environment. To show this, we extracted expressivity embeddings from clean and noisy speeches, and drew the t-distributed stochastic neighbor embedding (t-SNE) plots (van der Maaten and Hinton, 2008). In particular, we chose confused, happy and sad speech samples from Espresso En benchmarking data (Seamless Communication, 2023), which showed clear differences in their speaking style. To simulate noisy environment, we randomly obtained noise from DNS-5 dataset (Dubey et al., 2023), and mixed those with the speeches by 10dB SNR. When drawing the t-SNE plot, we marked clusters by following {speaker ID, style ID} labels.

As illustrated in Figure 3, both expressivity embeddings from PRETSSEL and DINO-PRETSSEL could be distinguishable by following the speaker and style labels when the source speech was clean. However, as illustrated in Figure 4, the PRETSSEL lost its ability to distinguish speaker and style, whereas the DINO-PRETSSEL still preserved the clusters when the input speech was corrupted by noise. This verified the robustness of proposed DINO-PRETSSEL’s expressivity encoder in the noisy environment.

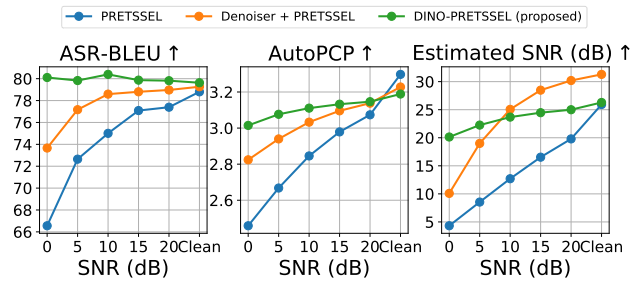


Figure 5: Objective evaluation results of various PRETSSEL models with ground-truth units.

9.2 Objective evaluation using ground-truth units

By using a ground-truth unit as input, we can simulate the best performance of the U2S models when there is no translation error from the preceding S2UT model. To evaluate the system in this situation, we generated speeches using ground-truth XLS-R 10K units at target language, and measured ASR-BLEU, AutoPCP and SNR metrics.

The evaluation results are presented in Figure 5. In overall, we could observe that the trends were similar to those reported in Section 6.2. However, there was a noticeable difference in the ASR-BLEU results that DINO-PRETSSEL were not affected by the presence of noise in the source speech. This means that the drop in ASR-BLEU scores for DINO-PRETSSEL in the S2ST pipeline was primarily due to translation errors from the S2UT model. That means, it is possible further improve translation quality of S2ST system by enhancing the robustness of the S2UT model as well, and this could be a potential direction for future work. Full results are detailed in Appendix F.

10 Conclusion

In this paper, we proposed DINO-PRETSSEL, which incorporated DINO training strategy into the PRETSSEL-based U2S generator for the noise-robust S2ST system. As our method employed strong self-distillation method in learning expressivity representation, the U2S generator could robustly transfer source speech’s expressivity at S2ST in noisy recording environment. The objective and subjective evaluations conducted on noisy source speech consistently verified that the proposed DINO-PRETSSEL outperformed other systems through its high ASR-BLEU, AutoPCP, MOS, and S-MOS results. We also verified that DINO-PRETSSEL has robustness in real-world

noisy speech. Future works include improving the robustness of Prosody UnitY2 by utilizing this robust expressivity embedding. Additionally, we plan to explore additional data augmentation methods such as reverberation for the training of DINO-PRETSSEL.

11 Limitations

The DINO strategy significantly reduces the pre-training speed because it requires extracting expressivity embeddings by multiple times, and the head layers also increases computational complexity. In our experiments, DINO-PRETSSEL took 12.7 days for pretraining, which is 5 days longer than PRETSSEL’s 7.9 days.

In addition, because the proposed system transfers source speech’s expressivity, it has potential risk of abusing biometric data of source speech. However, this risk can be mitigated by adopting audio watermarking technique to the translated speech waveforms (Roman et al., 2024).

References

- Lei Jimmy Ba, Jamie Ryan Kiros, and Geoffrey E. Hinton. 2016. Layer normalization. *CoRR*, abs/1607.06450.
- Arun Babu, Changhan Wang, Andros Tjandra, Kushal Lakhotia, Qiantong Xu, Naman Goyal, Kritika Singh, Patrick von Platen, Yatharth Saraf, Juan Pino, Alexei Baevski, Alexis Conneau, and Michael Auli. 2022. [XLS-R: Self-supervised Cross-lingual Speech Representation Learning at Scale](#). In *Proc. Interspeech 2022*, pages 2278–2282.
- Mathilde Caron, Ishan Misra, Julien Mairal, Priya Goyal, Piotr Bojanowski, and Armand Joulin. 2020. Unsupervised learning of visual features by contrasting cluster assignments. In *Proceedings of the 34th International Conference on Neural Information Processing Systems*.
- Mathilde Caron, Hugo Touvron, Ishan Misra, Hervé Jégou, Julien Mairal, Piotr Bojanowski, and Armand Joulin. 2021. Emerging properties in self-supervised vision transformers. In *Proceedings of the International Conference on Computer Vision (ICCV)*.
- Peng-Jen Chen, Kevin Tran, Yilin Yang, Jingfei Du, Justine Kao, Yu-An Chung, Paden Tomasello, Paul-Ambroise Duquenne, Holger Schwenk, Hongyu Gong, Hirofumi Inaguma, Sravya Popuri, Changhan Wang, Juan Pino, Wei-Ning Hsu, and Ann Lee. 2023a. [Speech-to-speech translation for a real-world unwritten language](#). In *Findings of the Association for Computational Linguistics: ACL 2023*, pages 4969–4983, Toronto, Canada. Association for Computational Linguistics.
- Zhengyang Chen, Yao Qian, Bing Han, Yanmin Qian, and Michael Zeng. 2023b. A comprehensive study on self-supervised distillation for speaker representation learning. In *2022 IEEE Spoken Language Technology Workshop (SLT)*, pages 599–604. IEEE.
- Alexandre Defossez, Gabriel Synnaeve, and Yossi Adi. 2020. Real time speech enhancement in the waveform domain. In *Interspeech*.
- Brecht Desplanques, Jenthe Thienpondt, and Kris Demuynck. 2020. [ECAPA-TDNN: emphasized channel attention, propagation and aggregation in TDNN based speaker verification](#). In *Interspeech 2020, 21st Annual Conference of the International Speech Communication Association, Virtual Event, Shanghai, China, 25-29 October 2020*, pages 3830–3834. ISCA.
- Qianqian Dong, Zhiying Huang, Qiao Tian, Chen Xu, Tom Ko, Yunlong Zhao, Siyuan Feng, Tang Li, Kexin Wang, Xuxin Cheng, Fengpeng Yue, Ye Bai, Xi Chen, Lu Lu, Zejun Ma, Yuping Wang, Mingxuan Wang, and Yuxuan Wang. 2023. [Polyvoice: Language models for speech to speech translation](#). *CoRR*, abs/2306.02982.
- Harishchandra Dubey, Ashkan Aazami, Vishak Gopal, Babak Naderi, Sebastian Braun, Ross Cutler, Hannes Gamper, Mehresa Golestaneh, and Robert Aichner. 2023. Icaspp 2023 deep noise suppression challenge. In *ICASSP*.
- Szu-Wei Fu, Cheng Yu, Tsun-An Hsieh, Peter Plantinga, Mirco Ravanelli, Xugang Lu, and Yu Tsao. 2021. [Metricgan+](#): An improved version of metricgan for speech enhancement. *arXiv preprint arXiv:2104.03538*.
- Jean-Bastien Grill, Florian Strub, Florent Altché, Corentin Tallec, Pierre Richemond, Elena Buchatskaya, Carl Doersch, Bernardo Avila Pires, Zhaohan Guo, Mohammad Gheshlaghi Azar, et al. 2020. Bootstrap your own latent—a new approach to self-supervised learning. *Advances in neural information processing systems*, 33:21271–21284.
- Dan Hendrycks and Kevin Gimpel. 2016. Gaussian error linear units (gelus). *arXiv preprint arXiv:1606.08415*.
- Joeri R Hermans, Gerasimos Spanakis, and Rico Möckel. 2017. Accumulated gradient normalization. In *Asian Conference on Machine Learning*, pages 439–454. PMLR.
- Ari Holtzman, Jan Buys, Maxwell Forbes, and Yejin Choi. 2019. The curious case of neural text degeneration. *CoRR*, abs/1904.09751.
- Wei-Ning Hsu, Yu Zhang, Ron J Weiss, Heiga Zen, Yonghui Wu, Yuxuan Wang, Yuan Cao, Ye Jia, Zhifeng Chen, Jonathan Shen, et al. 2018. Hierarchical generative modeling for controllable speech synthesis. In *International Conference on Learning Representations*.

- Hirofumi Inaguma, Sravya Popuri, Iliia Kulikov, Peng-Jen Chen, Changhan Wang, Yu-An Chung, Yun Tang, Ann Lee, Shinji Watanabe, and Juan Pino. 2022. Unity: Two-pass direct speech-to-speech translation with discrete units. *arXiv preprint arXiv:2212.08055*.
- Sergey Ioffe and Christian Szegedy. 2015. Batch normalization: Accelerating deep network training by reducing internal covariate shift. In *Proceedings of the 32nd International Conference on Machine Learning*, volume 37, pages 448–456. PMLR.
- Umut Isik, Ritwik Giri, Neerad Phansalkar, Jean-Marc Valin, Karim Helwani, and Arvinth Krishnaswamy. 2020. Poconet: Better speech enhancement with frequency-positional embeddings, semi-supervised conversational data, and biased loss.
- ITU-T Recommendation P.808. 2018. Subjective evaluation of speech quality with a crowdsourcing approach.
- Ye Jia, Ron J Weiss, Fadi Biadsy, Wolfgang Macherey, Melvin Johnson, Zhifeng Chen, and Yonghui Wu. 2019. Direct speech-to-speech translation with a sequence-to-sequence model. *Interspeech 2019*.
- Jungil Kong, Jaehyeon Kim, and Jaekyoung Bae. 2020. Hifi-gan: Generative adversarial networks for efficient and high fidelity speech synthesis. *Advances in Neural Information Processing Systems*, 33:17022–17033.
- A. Lavie, A. Waibel, L. Levin, M. Finke, D. Gates, M. Gavalda, T. Zeppenfeld, and Puming Zhan. 1997. Janus-iii: speech-to-speech translation in multiple languages. In *1997 IEEE International Conference on Acoustics, Speech, and Signal Processing*, volume 1, pages 99–102 vol.1.
- Matthew Le, Apoorv Vyas, Bowen Shi, Brian Karrer, Leda Sari, Rashel Moritz, Mary Williamson, Vimal Manohar, Yossi Adi, Jay Mahadeokar, et al. 2023. Voicebox: Text-guided multilingual universal speech generation at scale. *arXiv preprint arXiv:2306.15687*.
- Ann Lee, Peng-Jen Chen, Changhan Wang, Jiatao Gu, Sravya Popuri, Xutai Ma, Adam Polyak, Yossi Adi, Qing He, Yun Tang, Juan Pino, and Wei-Ning Hsu. 2022a. [Direct speech-to-speech translation with discrete units](#). In *Proceedings of the 60th Annual Meeting of the Association for Computational Linguistics (Volume 1: Long Papers)*, pages 3327–3339, Dublin, Ireland. Association for Computational Linguistics.
- Ann Lee, Hongyu Gong, Paul-Ambroise Duquenne, Holger Schwenk, Peng-Jen Chen, Changhan Wang, Sravya Popuri, Yossi Adi, Juan Pino, Jiatao Gu, and Wei-Ning Hsu. 2022b. [Textless speech-to-speech translation on real data](#). In *Proceedings of the 2022 Conference of the North American Chapter of the Association for Computational Linguistics: Human Language Technologies*, pages 860–872, Seattle, United States. Association for Computational Linguistics.
- Masanori Morise, Fumiya Yokomori, and Kenji Ozawa. 2016. World: A vocoder-based high-quality speech synthesis system for real-time applications. *IEICE Trans. Inf. Syst.*, 99-D:1877–1884.
- S. Nakamura, K. Markov, H. Nakaiwa, G. Kikui, H. Kawai, T. Jitsuhiro, J.-S. Zhang, H. Yamamoto, E. Sumita, and S. Yamamoto. 2006. The atr multilingual speech-to-speech translation system. *IEEE Transactions on Audio, Speech, and Language Processing*, 14(2):365–376.
- Boris N. Oreshkin, Pau Rodriguez, and Alexandre Lacoste. 2018. Tadam: Task dependent adaptive metric for improved few-shot learning. In *Proceedings of the 32nd International Conference on Neural Information Processing Systems, NIPS’18*, page 719–729, Red Hook, NY, USA. Curran Associates Inc.
- Myle Ott, Sergey Edunov, Alexei Baevski, Angela Fan, Sam Gross, Nathan Ng, David Grangier, and Michael Auli. 2019. fairseq: A fast, extensible toolkit for sequence modeling. In *Proceedings of the 2019 Conference of the North American Chapter of the Association for Computational Linguistics (Demonstrations)*, pages 48–53.
- Vikentii Pankov, Valeria Pronina, Alexander Kuzmin, Maksim Borisov, Nikita Usoltsev, Xingshan Zeng, Alexander Golubkov, Nikolai Ermolenko, Aleksandra Shirshova, and Yulia Matveeva. 2023. [Dino-vits: Data-efficient noise-robust zero-shot voice cloning via multi-tasking with self-supervised speaker verification loss](#).
- Kishore Papineni, Salim Roukos, Todd Ward, and Wei-Jing Zhu. 2002. [Bleu: a method for automatic evaluation of machine translation](#). In *Proceedings of the 40th Annual Meeting of the Association for Computational Linguistics*, pages 311–318, Philadelphia, Pennsylvania, USA. Association for Computational Linguistics.
- Daniel S. Park, William Chan, Yu Zhang, Chung-Cheng Chiu, Barret Zoph, Ekin D. Cubuk, and Quoc V. Le. 2019. SpecAugment: A Simple Data Augmentation Method for Automatic Speech Recognition. In *Proc. Interspeech 2019*, pages 2613–2617.
- Ethan Perez, Florian Strub, Harm de Vries, Vincent Dumoulin, and Aaron C. Courville. 2018. Film: Visual reasoning with a general conditioning layer. In *AAAI*.
- Sravya Popuri, Peng-Jen Chen, Changhan Wang, Juan Pino, Yossi Adi, Jiatao Gu, Wei-Ning Hsu, and Ann Lee. 2022. Enhanced direct speech-to-speech translation using self-supervised pre-training and data augmentation. *arXiv preprint arXiv:2204.02967*.
- Alec Radford, Jong Wook Kim, Tao Xu, Greg Brockman, Christine McLeavey, and Ilya Sutskever. 2022. Robust speech recognition via large-scale weak supervision. *arXiv preprint arXiv:2212.04356*.
- Yi Ren, Chenxu Hu, Tao Qin, Sheng Zhao, Zhou Zhao, and Tie-Yan Liu. 2021. FastSpeech 2: Fast and high-quality end-to-end text-to-speech. In *Proc. ICLR*.

- Yi Ren, Yangjun Ruan, Xu Tan, Tao Qin, Sheng Zhao, Zhou Zhao, and Tie-Yan Liu. 2019. FastSpeech: Fast, robust and controllable text to speech. In *Proc. NeurIPS*, pages 3165–3174.
- Robin San Roman, Pierre Fernandez, Alexandre Défossez, Teddy Furon, Tuan Tran, and Hady Elsahar. 2024. Proactive detection of voice cloning with localized watermarking.
- Tim Salimans and Durk P Kingma. 2016. Weight normalization: A simple reparameterization to accelerate training of deep neural networks. In *Proc. NIPS*, pages 901–909.
- Seamless Communication, Loïc Barrault, Yu-An Chung, Mariano Cora Meglioli, David Dale, Ning Dong, Paul-Ambroise Duquenne, Hady Elsahar, Hongyu Gong, Kevin Heffernan, John Hoffman, Christopher Klaiber, Pengwei Li, Daniel Licht, Jean Maillard, Alice Rakotoarison, Kaushik Ram Sadagopan, Guillaume Wenzek, Ethan Ye, Bapi Akula, Peng-Jen Chen, Naji El Hachem, Brian Ellis, Gabriel Mejia Gonzalez, Justin Haaheim, Prangthip Hansanti, Russ Howes, Bernie Huang, Min-Jae Hwang, Hirofumi Inaguma, Somya Jain, Elahe Kalbassi, Amanda Kallet, Iliia Kulikov, Janice Lam, Daniel Li, Xutai Ma, Ruslan Mavlyutov, Benjamin Peloquin, Mohamed Ramadan, Abinesh Ramakrishnan, Anna Sun, Kevin Tran, Tuan Tran, Igor Tufanov, Vish Vogeti, Carleigh Wood, Yilin Yang, Bokai Yu, Pierre Andrews, Can Balioglu, Marta R. Costa-jussà, Onur Celebi, Maha Elbayad, Cynthia Gao, Francisco Guzmán, Justine Kao, Ann Lee, Alexandre Mourachko, Juan Pino, Sravya Popuri, Christophe Ropers, Safiyyah Saleem, Holger Schwenk, Paden Tomasello, Changan Wang, Jeff Wang, and Skyler Wang. 2023. Seamless4t-massively multilingual & multimodal machine translation.
- Yu-An Chung Mariano Coria Meglioli David Dale Ning Dong Mark Duppenthaler Paul-Ambroise Duquenne Brian Ellis Hady Elsahar Justin Haaheim John Hoffman Min-Jae Hwang Hirofumi Inaguma Christopher Klaiber Iliia Kulikov Pengwei Li Daniel Licht Jean Maillard Ruslan Mavlyutov Alice Rakotoarison Kaushik Ram Sadagopan Abinesh Ramakrishnan Tuan Tran Guillaume Wenzek Yilin Yang Ethan Ye Ivan Evtimov Pierre Fernandez Cynthia Gao Prangthip Hansanti Elahe Kalbassi Amanda Kallet Artyom Kozhevnikov Gabriel Mejia Robin San Roman Christophe Touret Corinne Wong Carleigh Wood Bokai Yu Pierre Andrews Can Balioglu Peng-Jen Chen Marta R. Costa-jussà Maha Elbayad Hongyu Gong Francisco Guzmán Kevin Heffernan Somya Jain Justine Kao Ann Lee Xutai Ma Alex Mourachko Benjamin Peloquin Juan Pino Sravya Popuri Christophe Ropers Safiyyah Saleem Holger Schwenk Anna Sun Paden Tomasello Changan Wang Jeff Wang Skyler Wang Mary Williamson Seamless Communication, Loïc Barrault. 2023. Seamless: Multilingual expressive and streaming speech translation.
- Silero. 2021. Silero vad: pre-trained enterprise-grade voice activity detector (vad), number detector and language classifier. <https://github.com/snakers4/silero-vad>.
- RJ Skerry-Ryan, Eric Battenberg, Ying Xiao, Yuxuan Wang, Daisy Stanton, Joel Shor, Ron Weiss, Rob Clark, and Rif A. Saurous. 2018. Towards end-to-end prosody transfer for expressive speech synthesis with tacotron. In *Proceedings of the 35th International Conference on Machine Learning*, volume 80 of *Proceedings of Machine Learning Research*, pages 4693–4702. PMLR.
- Kun Song, Yi Ren, Yi Lei, Chunfeng Wang, Kun Wei, Lei Xie, Xiang Yin, and Zejun Ma. 2023. Styles2st: Zero-shot style transfer for direct speech-to-speech translation. *arXiv preprint arXiv:2305.17732*.
- Jakub Swiatkowski, Duo Wang, Mikolaj Babianski, Patrick Lumban Tobing, Ravichander Vipperla, and Vincent Pollet. 2023. Cross-lingual prosody transfer for expressive machine dubbing. *arXiv preprint arXiv:2306.11658*.
- Jörgen Valk and Tanel Alumäe. 2021. VoxLingua107: a dataset for spoken language recognition. In *Proc. IEEE SLT Workshop*.
- Laurens van der Maaten and Geoffrey Hinton. 2008. Visualizing data using t-SNE. *Journal of Machine Learning Research*, 9:2579–2605.
- Wolfgang Wahlster. 2013. *Verbmobil: foundations of speech-to-speech translation*. Springer Science & Business Media.

A Benchmarking data

Data	Subset	# utterances	Duration (hrs)
mExpresso (En→Es)	Dev	4,758	4.17
	Test	5,703	5.56
mDRAL (Es→En)	Dev	587	0.46
	Test	430	0.32
DNS-5	–	63,810	177.13

Table 4: Statistics of benchmarking datasets.

The statistics of benchmarking data are shown in Table 4. The mExpresso En→Es dataset is distributed under the CC-BY-NC 4.0 license. The DNS-5 dataset is distributed under CC-BY-NC 0.0 and 4.0 licenses.

B Pre-processing

All preprocessings were performed after adjusting sampling rate of input speech to 16-kHz.

Discrete units. Following [Seamless Communication et al. \(2023\)](#), we extracted continuous speech representations from 35th layer of XLS-R-1B model ([Babu et al., 2022](#)) at 20-ms frame interval. Then, we applied 10K K-means clustering algorithm on these representations to obtain discretized units. Finally, we deduplicated it to have unique value at each unit sequence their duration.

Mel-spectrogram. We extracted 80-dimensional Mel-spectrograms with frame size and hop size of 400 (25-ms) and 160 (10-ms). We applied zero-mean and unit-variance normalization to input and output Mel-filterbank features to stabilize model training.

Pitch. To extract F0 and VUV flag, we first extracted F0 in every 5-ms by using DIO algorithm ([Morise et al., 2016](#)). Then, we obtained VUV flag specifying non-zero values of F0, while obtaining continuous F0 contour by linearly interpolating zero values. Finally, we converted linear F0 and energy values into log-scale. Using the duration of unit, F0 and VUV flag features were averaged to have a reduced unit-scale.

Energy. To extract energy, we extracted energy contour every 5 ms using a 35-ms Hanning window. Using the duration of unit, energy feature was averaged to have a reduced unit-scale.

C Architecture

The details of hyperparameter used for DINO-PRETSSEL architecture are described in Table 5. The hyperparameters were selected based on the ones that performed the best in our experiments. Note that the DINO training strategy requires an additional expressivity encoder with projection layers, which increases the required number of network parameters. However, these additional components are not necessary for inference, allowing for a reduction in model size.

D Training

For the other PRETSSEL models, we trained the model by 800k iterations. The loss coefficients for local prosody prediction λ_{local} , FiLM regularization λ_{film} , and DINO loss λ_{dino} were set to 1.0, 10^{-4} , and 0.5, respectively. We used the Adam optimizer with $\beta_1 = 0.9$ and $\beta_2 = 0.98$ with fixed learning rate of 10^{-4} . We used gradient accumulation with frequency of four ([Hermans et al., 2017](#)).

Total 16 V100 GPUs were used to train a models. The DINO-PRETSSEL and PRETSSEL spent total 12.7 and 7.9 days for their pretraining, respectively. We implement our models based on the Fairseq toolkit ([Ott et al., 2019](#)).

In addition to the noise augmentation, we applied SpecAugment ([Park et al., 2019](#)) with frequency mask with a maximum width of 8 and time mask with a maximum width of 10 during training. Note that SpecAugment was only applied at student encoder. To alleviate language imbalance in training data, we applied temperature-based resampling ([Holtzman et al., 2019](#)) with the temperature set to 5.

For the DINO-related training setting, we adopted the commonly used DINO hyperparameters, which has proven to be robust in the works of image representation ([Caron et al., 2021](#)) speaker verification ([Chen et al., 2023b](#)), and text-to-speech ([Pankov et al., 2023](#)). Specifically, we set the student temperature τ_s to 0.1, whereas we linearly increased the teacher temperature τ_t from 0.04 to 0.07 during first 20,000 iterations. The momentum factor m for EMA rule of mean statistic was set to 0.9. EMA coefficients λ_{ema} for teacher network update was initially set to 0.996, and gradually increased to 1.0 using cosine scheduler ([Grill et al., 2020](#)).

E Objective evaluation metrics

All metrics were measured after adjusting speech’s sampling rate to 16-kHz.

ASR-BLEU. We obtained normalized transcription of translated speech using Whisper-Large ASR model⁵ ([Radford et al., 2022](#)). Then, we measured BLEU scores between reference and transcriptions ([Papineni et al., 2002](#)).

S2T-BLEU. We obtained translated text from S2TT components of Prosody UnitY2. Then, we measured BLEU scores between reference and transcriptions ([Papineni et al., 2002](#)).

AutoPCP. We computed utterance-level prosody preservation score by using AutoPCP-multilingual-v2 model on source language and translated target language speeches ([Seamless Communication, 2023](#)).

SNR. Following the work of [Seamless Communication \(2023\)](#), we computed SNR from the energy

⁵<https://github.com/openai/whisper>

Hyperparameter		
Teacher and student Expressivity encoders	Initial TDNN block hidden dimension	512
	Initial TDNN block kernel size	5
	SE-Res2Net block hidden dimension	[512, 512, 512]
	SE-Res2Net block kernel size	[3, 3, 3]
	SE-Res2Net block dilation	[2, 3, 4]
	Res2Net scale	8
	Attentive statistic pooling hidden dimension	128
	Last TDNN block hidden dimension	1,536
	Last TDNN block kernel size	1
	Expressivity embedding dimension	512
	DINO projection layers	3
	DINO projection hidden dimension	2,048
	DINO projection bottleneck dimension	256
DINO projection output dimension	65,536	
Acoustic model	Unit embedding dim.	256
	Encoder layers	4
	Encoder hidden dimension	256
	Encoder Conv1D kernel size	9
	Encoder Conv1D channel	1,024
	Encoder attention heads	2
	Local prosody predictor Conv1D kernel size	5
	Local prosody predictor Conv1D channel	512
	Local prosody predictor dropout	0.5
	Decoder layers	4
	Decoder hidden dimension	256
	Decoder Conv1D kernel size	9
	Decoder Conv1D channels	1,024
	Decoder Conv1D attention heads	2
	Encoder-decoder dropout	0.2
	PostNet layers	5
	PostNet Conv1D channel	512
PostNet Conv1D kernel size	5	
PostNet dropout	0.5	
Total number of parameters for training		361M
Total number of parameters for inference		67M

Table 5: Hyperparameters of DINO-PRETSSEL.

ratio between denoised speech and residual speech. Specifically, we applied DEMUCs denoiser⁶ (Deffosse et al., 2020) to the original speech s for obtaining denoised speech \hat{s} . Then, we computed SNR as follows:

$$SNR = 10 \log_{10} \left(\frac{\|\hat{s}\|_2^2}{\|s - \hat{s}\|_2^2} \right), \quad (7)$$

where $\|\cdot\|_2$ denotes L2 norm.

F Detailed objective evaluation scores

Evaluation of S2ST system with predicted units.

The detailed results of S2ST systems for mExpresso (En→Es) and mDRAL (Es→En) are shown in Table 6 and Table 7, respectively.

Evaluation of U2S models with ground-truth units.

The detailed results of U2S systems with ground-truth units for mExpresso (En→Es) and

mDRAL (Es→En) are shown in Table 8 and Table 9, respectively.

G Subjective evaluation metrics

For subjective evaluation, we randomly sampled total 100 and 90 utterances from the combined dev/test sets of mExpresso and mDRAL dataset, respectively. In case of VoxLingua107 dataset, we randomly sampled total 100 utterances from its training set. Each item was evaluated by three annotators. Before conducting evaluation, they were informed on the purpose of the human evaluation studies. A more detailed protocol explanation can be found in Seamless Communication et al. (2023).

MOS. We adopted the 5-point Likert scale MOS protocol (ITU-T Recommendation P.808, 2018) to evaluate the speech quality. The target language’s native speakers were asked to rate speech’s naturalness on the scores ranging from 1. *Extremely*

⁶<https://github.com/facebookresearch/denoiser>

unnatural to 5. Extremely natural.

S-MOS. We adopted an S-MOS protocol to measure the similarity of source- and target-voices. Monolingual English listeners were asked to listen to both source and target audio and rate the similarity of the voices (disregarding the content and manner of the utterances) on a 5-point Likert scale ranging from *1. Not at all similar* to *5. Extremely similar*.

Subset	SNR (dB)	System	S2T-BLEU \uparrow	ASR-BLEU \uparrow	AutoPCP \uparrow	Estimated SNR (dB) \uparrow
Dev	Clean	S2TT + TTS	46.18	37.59	3.02	28.84
		PRETSSEL	46.18	41.45	3.46	28.41
		Denoyer + PRETSSEL	46.18	41.44	3.34	33.45
		DINO-PRETSSEL (proposed)	46.18	41.56	3.36	29.46
	0	S2TT + TTS	36.65	23.46	2.30	11.71
		PRETSSEL	36.65	30.28	2.45	5.20
		Denoyer + PRETSSEL	36.65	32.40	2.84	12.87
		DINO-PRETSSEL (proposed)	36.65	33.61	2.94	21.08
	5	S2TT + TTS	40.36	27.74	2.46	14.82
		PRETSSEL	40.36	35.14	2.73	8.91
		Denoyer + PRETSSEL	40.36	36.14	3.00	21.94
		DINO-PRETSSEL (proposed)	40.36	37.10	3.05	24.45
10	S2TT + TTS	42.64	31.55	2.60	17.38	
	PRETSSEL	42.64	37.56	2.95	13.37	
	Denoyer + PRETSSEL	42.64	38.55	3.11	28.20	
	DINO-PRETSSEL (proposed)	42.64	39.04	3.13	26.71	
15	S2TT + TTS	43.87	34.02	2.71	19.90	
	PRETSSEL	43.87	39.07	3.10	17.78	
	Denoyer + PRETSSEL	43.87	39.51	3.19	31.50	
	DINO-PRETSSEL (proposed)	43.87	39.92	3.21	28.02	
20	S2TT + TTS	44.95	35.61	2.80	22.33	
	PRETSSEL	44.95	40.19	3.22	21.62	
	Denoyer + PRETSSEL	44.95	40.51	3.26	32.75	
	DINO-PRETSSEL (proposed)	44.95	40.91	3.26	28.50	
Test	Clean	S2TT + TTS	47.00	38.68	2.89	28.15
		PRETSSEL	47.00	42.30	3.30	28.40
		Denoyer + PRETSSEL	47.00	42.13	3.16	33.42
		DINO-PRETSSEL (proposed)	47.00	42.36	3.23	28.93
	0	S2TT + TTS	38.70	24.22	2.24	12.24
		PRETSSEL	38.70	32.35	2.27	4.78
		Denoyer + PRETSSEL	38.70	34.16	2.69	14.31
		DINO-PRETSSEL (proposed)	38.70	34.99	2.79	21.25
	5	S2TT + TTS	43.03	30.35	2.39	15.32
		PRETSSEL	43.03	37.28	2.56	8.95
		Denoyer + PRETSSEL	43.03	38.27	2.85	23.29
		DINO-PRETSSEL (proposed)	43.03	39.08	2.92	25.23
	10	S2TT + TTS	44.94	34.04	2.50	18.10
		PRETSSEL	44.94	39.41	2.78	13.29
		Denoyer + PRETSSEL	44.94	40.12	2.96	28.91
		DINO-PRETSSEL (proposed)	44.94	40.66	3.02	27.34
	15	S2TT + TTS	45.95	35.74	2.60	20.43
		PRETSSEL	45.95	40.46	2.94	17.52
		Denoyer + PRETSSEL	45.95	40.94	3.05	31.46
		DINO-PRETSSEL (proposed)	45.95	41.34	3.09	28.34
	20	S2TT + TTS	46.39	37.47	2.69	22.52
		PRETSSEL	46.39	41.11	3.06	21.33
		Denoyer + PRETSSEL	46.39	41.35	3.11	32.71
		DINO-PRETSSEL (proposed)	46.39	41.83	3.15	28.76

Table 6: Full objective evaluation results of mExpresso (En \rightarrow Es) in S2ST system.

Subset	SNR (dB)	System	S2T-BLEU \uparrow	ASR-BLEU \uparrow	AutoPCP \uparrow	Estimated SNR (dB) \uparrow
Dev	Clean	S2TT + TTS	53.66	38.97	2.73	17.84
		PRETSSEL	53.66	51.68	3.18	21.63
		Denoisier + PRETSSEL	53.66	51.31	3.16	29.39
		DINO-PRETSSEL (proposed)	53.66	52.18	3.10	23.48
	0	S2TT + TTS	42.89	22.94	2.04	10.93
		PRETSSEL	42.89	40.66	2.23	3.72
		Denoisier + PRETSSEL	42.89	42.25	2.62	8.09
		DINO-PRETSSEL (proposed)	42.89	42.54	2.79	19.17
	5	S2TT + TTS	48.64	30.27	2.18	12.74
		PRETSSEL	48.64	46.64	2.49	7.74
		Denoisier + PRETSSEL	48.64	47.43	2.76	16.62
		DINO-PRETSSEL (proposed)	48.64	48.05	2.88	21.27
10	S2TT + TTS	49.66	37.92	2.42	15.66	
	PRETSSEL	49.66	47.04	2.68	11.37	
	Denoisier + PRETSSEL	49.66	49.26	2.90	23.12	
	DINO-PRETSSEL (proposed)	49.66	49.25	2.96	21.51	
15	S2TT + TTS	51.42	39.76	2.49	16.19	
	PRETSSEL	51.42	50.37	2.84	14.70	
	Denoisier + PRETSSEL	51.42	50.70	2.98	26.57	
	DINO-PRETSSEL (proposed)	51.42	50.90	3.00	22.10	
20	S2TT + TTS	52.24	37.78	2.45	16.22	
	PRETSSEL	52.24	51.13	2.95	17.18	
	Denoisier + PRETSSEL	52.24	51.34	3.04	29.11	
	DINO-PRETSSEL (proposed)	52.24	51.33	3.04	22.02	
Test	Clean	S2TT + TTS	53.82	46.57	2.75	22.07
		PRETSSEL	53.82	50.92	3.18	30.34
		Denoisier + PRETSSEL	53.82	51.14	3.17	35.25
		DINO-PRETSSEL (proposed)	53.82	52.32	3.09	31.15
	0	S2TT + TTS	38.17	18.11	1.94	11.91
		PRETSSEL	38.17	35.89	2.23	4.45
		Denoisier + PRETSSEL	38.17	34.30	2.59	7.79
		DINO-PRETSSEL (proposed)	38.17	34.54	2.78	23.92
	5	S2TT + TTS	44.94	30.73	2.41	16.61
		PRETSSEL	44.94	41.73	2.48	9.12
		Denoisier + PRETSSEL	44.94	40.85	2.77	18.57
		DINO-PRETSSEL (proposed)	44.94	43.81	2.91	26.17
	10	S2TT + TTS	49.36	33.59	2.20	16.06
		PRETSSEL	49.36	46.93	2.66	13.87
		Denoisier + PRETSSEL	49.36	47.89	2.89	26.69
		DINO-PRETSSEL (proposed)	49.36	48.53	2.96	27.61
	15	S2TT + TTS	51.60	46.83	2.53	19.17
		PRETSSEL	51.60	50.22	2.81	18.24
		Denoisier + PRETSSEL	51.60	50.33	2.99	30.51
		DINO-PRETSSEL (proposed)	51.60	50.83	3.01	28.52
	20	S2TT + TTS	53.35	47.44	2.56	20.51
		PRETSSEL	53.35	51.80	2.93	22.06
		Denoisier + PRETSSEL	53.35	52.23	3.06	32.51
		DINO-PRETSSEL (proposed)	53.35	52.65	3.04	28.81

Table 7: Full objective evaluation results of mDRAL ($E_s \rightarrow E_n$) in S2ST system.

Subset	SNR (dB)	System	ASR-BLEU \uparrow	AutoPCP \uparrow	Estimated SNR (dB) \uparrow
Dev	Clean	PRETSSEL	79.48	3.45	27.79
		Denoyer + PRETSSEL	79.48	3.35	33.00
		DINO-PRETSSEL (proposed)	79.78	3.35	28.26
	0	PRETSSEL	71.62	2.66	4.98
		Denoyer + PRETSSEL	75.74	3.04	12.63
		DINO-PRETSSEL (proposed)	79.28	3.14	19.91
	5	PRETSSEL	74.93	2.88	8.81
		Denoyer + PRETSSEL	77.44	3.15	21.06
		DINO-PRETSSEL (proposed)	79.33	3.21	22.56
	10	PRETSSEL	77.11	3.07	13.11
		Denoyer + PRETSSEL	78.33	3.23	26.64
		DINO-PRETSSEL (proposed)	79.35	3.25	24.39
	15	PRETSSEL	78.15	3.19	17.26
		Denoyer + PRETSSEL	79.11	3.27	29.65
		DINO-PRETSSEL (proposed)	79.45	3.28	25.63
	20	PRETSSEL	78.51	3.27	20.89
		Denoyer + PRETSSEL	79.01	3.31	31.22
		DINO-PRETSSEL (proposed)	79.64	3.30	26.36
Test	Clean	PRETSSEL	79.89	3.33	26.69
		Denoyer + PRETSSEL	79.93	3.20	32.19
		DINO-PRETSSEL (proposed)	80.38	3.23	26.63
	0	PRETSSEL	70.64	2.52	4.80
		Denoyer + PRETSSEL	76.70	2.89	14.63
		DINO-PRETSSEL (proposed)	80.09	3.03	20.10
	5	PRETSSEL	75.38	2.75	8.91
		Denoyer + PRETSSEL	78.16	3.00	22.48
		DINO-PRETSSEL (proposed)	80.51	3.10	22.96
	10	PRETSSEL	77.65	2.93	13.09
		Denoyer + PRETSSEL	79.11	3.08	27.43
		DINO-PRETSSEL (proposed)	80.59	3.14	24.61
	15	PRETSSEL	78.58	3.05	17.18
		Denoyer + PRETSSEL	79.45	3.13	29.98
		DINO-PRETSSEL (proposed)	80.80	3.17	25.54
	20	PRETSSEL	79.08	3.13	20.83
		Denoyer + PRETSSEL	79.58	3.16	31.30
		DINO-PRETSSEL (proposed)	80.75	3.19	25.98

Table 8: Full objective evaluation results of mExpresso (En \rightarrow Es) with ground-truth units.

Subset	SNR (dB)	System	ASR-BLEU \uparrow	AutoPCP \uparrow	Estimated SNR (dB) \uparrow
Dev	Clean	PRETSSEL	77.70	3.21	20.74
		Denoyer + PRETSSEL	78.97	3.16	27.15
		DINO-PRETSSEL (proposed)	79.50	3.09	21.48
	0	PRETSSEL	63.95	2.35	3.48
		Denoyer + PRETSSEL	71.84	2.70	6.53
		DINO-PRETSSEL (proposed)	81.09	2.95	17.38
	5	PRETSSEL	70.52	2.54	7.69
		Denoyer + PRETSSEL	77.15	2.82	15.00
		DINO-PRETSSEL (proposed)	78.95	3.01	18.48
	10	PRETSSEL	73.12	2.71	11.29
		Denoyer + PRETSSEL	78.69	2.92	21.47
		DINO-PRETSSEL (proposed)	81.18	3.03	19.47
	15	PRETSSEL	76.31	2.87	14.37
		Denoyer + PRETSSEL	78.02	3.00	25.04
		DINO-PRETSSEL (proposed)	79.66	3.05	20.02
	20	PRETSSEL	75.89	2.97	16.51
		Denoyer + PRETSSEL	78.37	3.04	26.98
		DINO-PRETSSEL (proposed)	79.94	3.06	20.18
Test	Clean	PRETSSEL	78.13	3.20	28.46
		Denoyer + PRETSSEL	78.67	3.20	32.82
		DINO-PRETSSEL (proposed)	78.86	3.09	28.78
	0	PRETSSEL	60.03	2.30	4.02
		Denoyer + PRETSSEL	70.37	2.67	6.56
		DINO-PRETSSEL (proposed)	79.97	2.94	23.15
	5	PRETSSEL	69.75	2.51	8.76
		Denoyer + PRETSSEL	75.92	2.79	17.43
		DINO-PRETSSEL (proposed)	80.53	2.99	25.03
	10	PRETSSEL	72.14	2.68	13.32
		Denoyer + PRETSSEL	78.23	2.91	24.70
		DINO-PRETSSEL (proposed)	80.45	3.02	26.25
	15	PRETSSEL	75.31	2.80	17.35
		Denoyer + PRETSSEL	78.63	2.99	29.25
		DINO-PRETSSEL (proposed)	79.56	3.03	26.69
	20	PRETSSEL	76.09	2.91	20.96
		Denoyer + PRETSSEL	78.91	3.05	31.31
		DINO-PRETSSEL (proposed)	78.94	3.04	27.46

Table 9: Full objective evaluation results mDRAL (Es \rightarrow En) with ground-truth units.