

A Learning Approach to Shallow Parsing*

Marcia Muñoz[†] Vasin Punyakanok* Dan Roth* Dav Zimak

Department of Computer Science
University of Illinois at Urbana-Champaign
Urbana, IL 61801 USA

Abstract

A SNoW based learning approach to shallow parsing tasks is presented and studied experimentally. The approach learns to identify syntactic patterns by combining simple predictors to produce a coherent inference. Two instantiations of this approach are studied and experimental results for Noun-Phrases (NP) and Subject-Verb (SV) phrases that compare favorably with the best published results are presented. In doing that, we compare two ways of modeling the problem of learning to recognize patterns and suggest that shallow parsing patterns are better learned using open/close predictors than using inside/outside predictors.

1 Introduction

Shallow parsing is studied as an alternative to full-sentence parsers. Rather than producing a complete analysis of sentences, the alternative is to perform only partial analysis of the syntactic structures in a text (Harris, 1957; Abney, 1991; Greffentette, 1993). Shallow parsing information such as NPs and other syntactic sequences have been found useful in many large-scale language processing applications including information extraction and text summarization. A lot of the work on shallow parsing over the past years has concentrated on manual construction of rules. The observation that shallow syntactic information can be extracted using local information – by examining the pattern itself, its nearby context and the local part-of-speech information – has motivated the use of learning methods to recognize these patterns (Church, 1988; Ramshaw and Marcus, 1995; Argamon et al., 1998; Cardie and Pierce, 1998).

This paper presents a general learning approach for identifying syntactic patterns, based on the SNoW learning architecture (Roth, 1998; Roth, 1999). The SNoW learning architecture is a sparse network of linear functions over a pre-defined or incrementally learned feature space. SNoW is specifically tailored for learning in domains in which the potential number of information sources (features) taking part in decisions is very large – of which NLP is a principal example. Preliminary versions of it have already been used successfully on several tasks in natural language processing (Roth, 1998; Golding and Roth, 1999; Roth and Zelenko, 1998). In particular, SNoW's sparse architecture supports well chaining and combining predictors to produce a coherent inference. This property of the architecture is the base for the learning approach studied here in the context of shallow parsing.

Shallow parsing tasks often involve the identification of syntactic phrases or of words that participate in a syntactic relationship. Computationally, each decision of this sort involves multiple predictions that interact in some way. For example, in identifying a phrase, one can identify the beginning and end of the phrase while also making sure they are coherent.

Our computational paradigm suggests using a SNoW based predictor as a building block that learns to perform each of the required predictions, and writing a simple program that activates these predictors with the appropriate input, aggregates their output and controls the interaction between the predictors. Two instantiations of this paradigm are studied and evaluated on two different shallow parsing tasks – identifying base NPs and SV phrases. The first instantiation of this paradigm uses predictors to decide whether each word belongs to the in-

* Research supported by NSF grants IIS-9801638 and SBR-9873450.

[†] Research supported by NSF grant CCR-9502540.

terior of a phrase or not, and then groups the words into phrases. The second instantiation finds the borders of phrases (beginning and end) and then pairs them in an “optimal” way into different phrases. These problems formulations are similar to those studied in (Ramshaw and Marcus, 1995) and (Church, 1988; Argamon et al., 1998), respectively.

The experimental results presented using the SNoW based approach compare favorably with previously published results, both for NPs and SV phrases. As important, we present a few experiments that shed light on some of the issues involved in using learned predictors that interact to produce the desired inference. In particular, we exhibit the contribution of *chaining*: features that are generated as the output of one of the predictors contribute to the performance of another predictor that uses them as its input. Also, the comparison between the two instantiations of the learning paradigm – the Inside/Outside and the Open/Close – shows the advantages of the Open/Close model over the Inside/Outside, especially for the task of identifying long sequences.

The contribution of this work is in improving the state of the art in learning to perform shallow parsing tasks, developing a better understanding for how to model these tasks as learning problems and in further studying the SNoW based computational paradigm that, we believe, can be used in many other related tasks in NLP.

The rest of this paper is organized as follows: The SNoW architecture is presented in Sec. 2. Sec. 3 presents the shallow parsing tasks studied and provides details on the computational approach. Sec. 4 describes the data used and the experimental approach, and Sec. 5 presents and discusses the experimental results.

2 SNoW

The SNoW (Sparse Network of Winnows¹) learning architecture is a sparse network of linear units over a common pre-defined or incrementally learned feature space. Nodes in the input layer of the network represent simple relations over the input sentence and are being used as the input features. Each linear unit is called a *target node* and represents relations which are of interest over the input sentence; in the cur-

¹To winnow: to separate chaff from grain.

rent application, target nodes may represent a potential prediction with respect to a word in the input sentence, e.g., *inside a phrase*, *outside a phrase*, *at the beginning of a phrase*, etc. An input sentence, along with a designated word of interest in it, is mapped into a set of features which are active in it; this representation is presented to the input layer of SNoW and propagates to the target nodes. Target nodes are linked via weighted edges to (some of the) input features. Let $\mathcal{A}_t = \{i_1, \dots, i_m\}$ be the set of features that are active in an example and are linked to the target node t . Then the linear unit is *active* iff $\sum_{i \in \mathcal{A}_t} w_i^t > \theta_t$, where w_i^t is the weight on the edge connecting the i th feature to the target node t , and θ_t is the threshold for the target node t .

Each SNoW *unit* may include a collection of subnetworks, one for each of the target relations. A given example is treated autonomously by each target subnetwork; an example labeled t may be treated as a positive example by the subnetwork for t and as a negative example by the rest of the target nodes.

The learning policy is on-line and mistake-driven; several update rules can be used within SNoW. The most successful update rule, and the only one used in this work is a variant of Littlestone’s (1988) Winnow update rule, a multiplicative update rule tailored to the situation in which the set of input features is not known a priori, as in the infinite attribute model (Blum, 1992). This mechanism is implemented via the sparse architecture of SNoW. That is, (1) input features are allocated in a data driven way – an input node for the feature i is allocated only if the feature i was active in any input sentence and (2) a link (i.e., a non-zero weight) exists between a target node t and a feature i if and only if i was active in an example labeled t .

The Winnow update rule has, in addition to the threshold θ_t at the target t , two update parameters: a *promotion* parameter $\alpha > 1$ and a *demotion* parameter $0 < \beta < 1$. These are being used to update the current representation of the target t (the set of weights w_i^t) only when a mistake in prediction is made. Let $\mathcal{A}_t = \{i_1, \dots, i_m\}$ be the set of active features that are linked to the target node t . If the algorithm predicts 0 (that is, $\sum_{i \in \mathcal{A}_t} w_i^t \leq \theta_t$) and the received label is 1, the active weights in

the current example are *promoted* in a multiplicative fashion: $\forall i \in \mathcal{A}_t, w_i^t \leftarrow \alpha \cdot w_i^t$. If the algorithm predicts 1 ($\sum_{i \in \mathcal{A}_t} w_i^t > \theta_t$) and the received label is 0, the active weights in the current example are *demoted* $\forall i \in \mathcal{A}_t, w_i^t \leftarrow \beta \cdot w_i^t$. All other weights are unchanged.

The key feature of the Winnow update rule is that the number of examples required to learn a linear function grows linearly with the number of *relevant* features and only logarithmically with the total number of features. This property seems crucial in domains in which the number of potential features is vast, but a relatively small number of them is relevant. Winnow is known to learn efficiently any linear threshold function and to be robust in the presence of various kinds of noise and in cases where no linear-threshold function can make perfect classifications, while still maintaining its abovementioned dependence on the number of total and relevant attributes (Littlestone, 1991; Kivinen and Warmuth, 1995).

Once target subnetworks have been learned and the network is being evaluated, a decision support mechanism is employed, which selects the dominant active target node in the SNoW unit via a winner-take-all mechanism to produce a final prediction. The decision support mechanism may also be cached and processed along with the output of other SNoW units to produce a coherent output.

3 Modeling Shallow Parsing

3.1 Task Definition

This section describes how we model the shallow parsing tasks studied here as learning problems. The goal is to detect NPs and SV phrases. Of the several slightly different definitions of a base NP in the literature we use for the purposes of this work the definition presented in (Ramshaw and Marcus, 1995) and used also by (Argamon et al., 1998) and others. That is, a base NP is a non-recursive NP that includes determiners but excludes post-modifying prepositional phrases or clauses. For example:

...presented [last year] in
[Illinois] in front of ...

SV phrases, following the definition suggested in (Argamon et al., 1998), are word phrases starting with the subject of the sentence and ending with the first verb, excluding modal

verbs². For example, the SV phrases are bracketed in the following:

...presented [a theory that claims]
that [the algorithm runs] and
performs...

Both tasks can be viewed as sequence recognition problems. This can be modeled as a collection of prediction problems that interact in a specific way. For example, one may predict the first and last word in a target sequence. Moreover, it seems plausible that information produced by one predictor (e.g., predicting the beginning of the sequence) may contribute to others (e.g., predicting the end of the sequence).

Therefore, our computational paradigm suggests using SNoW predictors that learn separately to perform each of the basic predictions, and *chaining* the resulting predictors at evaluation time. Chaining here means that the predictions produced by one of the predictors may be used as (a part of the) input to others³.

Two instantiations of this paradigm – each of which models the problems using a different set of predictors – are described below.

3.2 Inside/Outside Predictors

The predictors in this case are used to decide, for each word, whether it belongs to the interior of a phrase or not; this information is then used to group the words into phrases. Since annotating words only with Inside/Outside information is ambiguous in cases of two consecutive phrases, an additional predictor is used. Specifically, each word in the sentence may be annotated using one of the following labels: **O** - the current word is outside the pattern. **I** - the current word is inside the pattern. **B** - the current word marks the beginning of a pattern that immediately follows another pattern⁴.

²Notice that according to this definition the identified verb may not correspond to the subject, but this phrase still contains meaningful information; in any case, the learning method presented is independent of the specific definition used.

³The input data used in all the experiments presented here consists of part-of-speech tagged data. In the demo of the system (available from <http://12r.cs.uiuc.edu/~cogcomp/eoh/index.html>), an additional layer of chaining is used. Raw sentences are supplied as input and are processed using a SNoW based POS tagger (Roth and Zelenko, 1998) first.

⁴There are other ways to define the B annotation, e.g., as always marking the beginning of a phrase. The

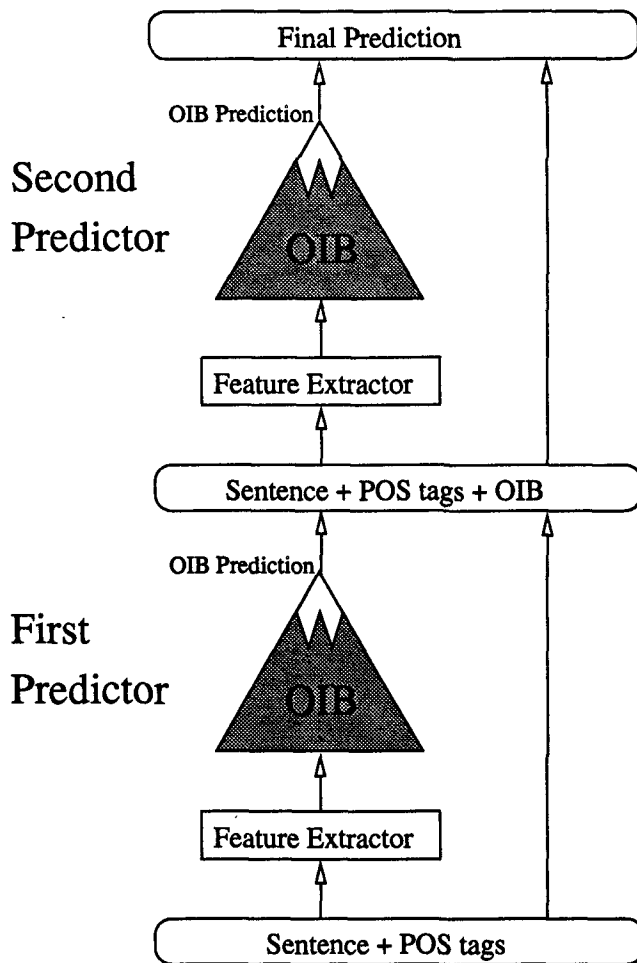


Figure 1: Architecture for Inside/Outside method.

For example, the sentence I went to California last May would be marked for base NPs as:

I went to California last May
 I O O I B I

indicating that the NPs are I, California and last May. This approach has been studied in (Ramshaw and Marcus, 1995).

3.2.1 Architecture

SNoW is used in order to learn the OIB annotations both for NPs and SV phrases. In each case, two predictors are learned, which differ in the type of information they receive in their input. A *first predictor* takes as input a modeling used, however, turns out best experimentally.

sentence along with the corresponding part-of-speech (POS) tags. The features extracted from this input represent the local context of each word in terms of POS tags (with the possible addition of lexical information), as described in Sec 3.4. The SNoW predictor in this case consists of three targets - O, I and B. Figure 1 depicts the feature extraction module which extracts the local features and generates an example for each word in the sentence. Each example is labeled with one of O, I or B.

The *second predictor* takes as input a sentence along with the corresponding POS tags as well as the **Inside/Outside information**. The hope is that representing the local context of a word using the Inside/Outside information for its neighboring words, in addition to the POS and lexical information, will enhance the

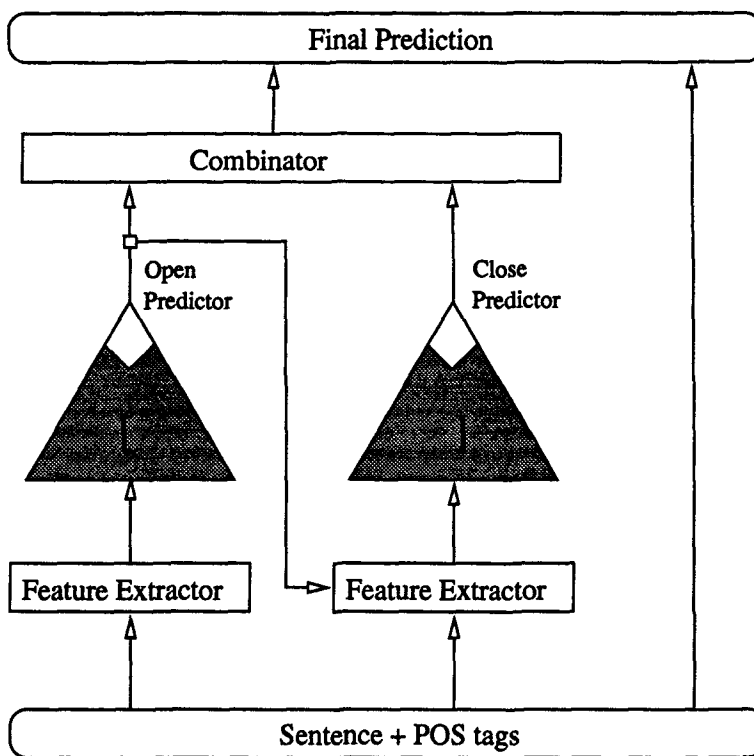


Figure 2: Architecture for Open/Close Method.

performance of the predictor. While this information is available during training, since the data is annotated with the OIB information, it is not available in the input sentence at evaluation time. Therefore, at evaluation time, given a sentence (represented as a sequence of POS tags), we first need to evaluate the first predictor on it, generate an Inside/Outside representation of the sentence, and then use this to generate new features that feed into the second predictor.

3.3 Open/Close Predictors

The predictors in this case are used to decide, for each word, whether it is the first in a phrase, the last in a phrase, both of these, or none of these. In this way, the phrase boundaries are determined; this is annotated by placing an open bracket ([) before the first word and a close bracket (]) after the last word of each phrase. Our earlier example would be marked for base NPs as: [I] went to [California] [last May]. This approach has been studied in (Church, 1988; Argamon et al., 1998).

3.3.1 Architecture

The architecture used for the Open/Close predictors is shown in Figure 2. Two SNoW predictors are used, one to predict if the word currently in consideration is the first in the phrase (an open bracket), and the other to predict if it is the last (a close bracket). Each of the two predictors is a SNoW network with two competing target nodes: one predicts if the current position is an open (close) bracket and the other predicts if it is not. In this case, the actual activation value (sum of weights of the active features for a given target) of the SNoW predictors is used to compute a *confidence* in the prediction. Let t_Y be the activation value for the *yes-bracket* target and t_N for the *no-bracket* target. Normally, the network would predict the target corresponding to the higher activation value. In this case, we prefer to cache the system preferences for each of the open (close) brackets predictors so that several bracket pairings can be considered when all the information is available. The confidence, γ , of a candidate is defined by $\gamma = t_Y / (t_Y + t_N)$. Normally, SNoW will predict that there is a bracket if $\gamma \geq 0.5$,

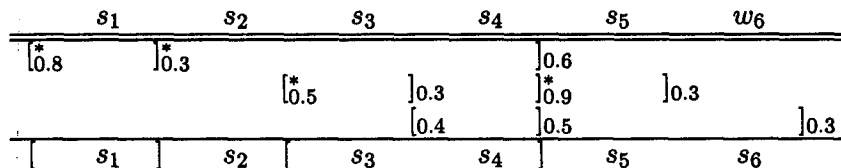


Figure 3: Example of combinator assignment. Subscripts denote the confidence of the bracket candidates. Bracket candidates that would be chosen by the combinator are marked with a *.

but this system employs an threshold τ . We will consider any bracket that has $\gamma \geq \tau$ as a candidate. The lower τ is, the more candidates will be considered.

The input to the open bracket predictor is a sentence and the POS tags associated with each word in the sentence. For each position in the sentence, the open bracket predictor decides if it is a candidate for an open bracket. For each open bracket candidate, features that correspond to this information are generated; the close bracket predictor can (potentially) receive this information in addition to the sentence and the POS information, and use it in its decision on whether a given position in the sentence is to be a candidate for a close bracket predictor (to be paired with the open bracket candidate).

3.3.2 Combinator

Finding the final phrases by pairing the open and close bracket candidates is crucial to the performance of the system; even given good prediction performance choosing an inadequate pairing would severely lower the overall performance. We use a graph based method that uses the confidence of the SNoW predictors to generate the consistent pairings, at only a linear time complexity.

We call $p = (o, c)$ a *pair*, where o is an open bracket and c is any close bracket that was predicted with respect to o . The *position* of a bracket at the i th word is defined to be i if it is an open bracket and $i + 1$ if it is a close bracket. Clearly, a pair (o, c) is possible only when $pos(o) < pos(c)$. The confidence of a bracket t is the weight $\gamma(t)$. The value of a pair $p = (o, c)$ is defined to be $v(p) = \gamma(o) * \gamma(c)$. The pair p_1 occurs before the pair p_2 if $pos(c_1) \leq pos(o_2)$. p_1 and p_2 are *compatible* if either p_1 occurs before p_2 or p_2 occurs before p_1 . A *pairing* is a set of pairs $P = \{p_1, p_2, \dots, p_n\}$ such that p_i is compatible with p_j for all i and j where $i \neq j$.

The value of the pairing is the sum of all of the values of the pairs within the pairing.

Our combinator finds the pairing with the maximum value. Note that while there may be exponentially many pairings, by modeling the problem of finding the maximum valued pairing as a shortest path problem on a directed acyclic graph, we provide a linear time solution. Figure 3 gives an example of pairing bracket candidates of the sentence $S = s_1 s_2 s_3 s_4 s_5 s_6$, where the confidence of each candidate is written in the subscript.

3.4 Features

The features used in our system are relational features over the sentence and the POS information, which can be defined by a pair of numbers, k and w . Specifically, features are either word conjunctions or POS tags conjunctions. All conjunctions of size up to k and within a symmetric window that includes the w words before and after the designated word are generated.

An example is shown in Figure 4 where $(w, k) = (3, 4)$ for POS tags, and $(w, k) = (1, 2)$ for words. In this example the word “how” is the designated word with POS tag “WRB”. “(” marks the position of the current word (tag) if it is not part of the feature, and “(how)” or “(WRB)” marks the position of the current word (tag) if it is part of the current feature. The distance of a conjunction from the current word (tag) can be induced by the placement of the special character “_” in the feature. We do not consider mixed features between words and POS tags as in (Ramshaw and Marcus, 1995), that is, a single feature consists of *either* words *or* tags.

Additionally, in the Inside/Outside model, the second predictor incorporates as features the OIB status of the w words before and after the designated word, and the conjunctions of size 2 of the words surrounding it.

↓

This is an example of how to generate features .
 DT VBZ DT NN IN WRB TO VB NNS .

Conj. Size	1	2	3	4
For Tags	DT - - ()	DT NN - ()	DT NN IN ()	DT NN IN (WRB)
$w = 3$	NN - ()	NN IN ()	NN IN (WRB)	NN IN (WRB) TO
$k = 4$	IN ()	IN (WRB)	IN (WRB) TO	IN (WRB) TO VB
	(WRB)	(WRB) TO	(WRB) TO VB	(WRB) TO VB NNS
	() TO	() TO VB	() TO VB NNS	
	() - VB	() - VB NNS		
	() - - NNS			
For Words	of ()	of (how)		
$w = 1$	(how)	(how) to		
$k = 2$	() to			

Figure 4: An example of feature extraction.

Data	Sentences	Words	NP Patterns
Training	8936	211727	54758
Test	2012	47377	12335

Table 1: Sizes of the training and test data sets for NP Patterns.

Data	Sentences	Words	SV Patterns
Training	16397	394854	25024
Test	1921	46451	3044

Table 2: Sizes of the training and test data sets for SV Patterns.

4 Methodology

4.1 Data

In order to be able to compare our results with the results obtained by other researchers, we worked with the same data sets already used by (Ramshaw and Marcus, 1995; Argamon et al., 1998) for NP and SV detection. These data sets were based on the Wall Street Journal corpus in the Penn Treebank (Marcus et al., 1993). For NP, the training and test corpus was prepared from sections 15 to 18 and section 20, respectively; the SV corpus was prepared from sections 1 to 9 for training and section 0 for testing. Instead of using the NP bracketing information present in the tagged Treebank data, Ramshaw and Marcus modified the data so as

to include bracketing information related only to the non-recursive, base NPs present in each sentence while the subject verb phrases were taken as is. The data sets include POS tag information generated by Ramshaw and Marcus using Brill’s transformational part-of-speech tagger (Brill, 1995).

The sizes of the training and test data are summarized in Table 1 and Table 2.

4.2 Parameters

The Open/Close system has two adjustable parameters, τ_l and τ_r , the threshold for the open and close bracket predictors, respectively. For all experiments, the system is first trained on 90% of the training data and then tested on the remaining 10%. The τ_r and τ_l that provide the

best performance are used on the real test file. After the best parameters are found, the system is trained on the whole training data set. Results are reported in terms of recall, precision, and F_β . F_β is always used as the single value to compare the performance.

For all the experiments, we use 1 as the initial weight, 5 as the threshold, 1.5 as α , and 0.7 as β to train SNoW, and it is always trained for 2 cycles.

4.3 Evaluation Technique

To evaluate the results, we use the following metrics:

$$\text{Recall} = \frac{\text{Number of correct proposed patterns}}{\text{Number of correct patterns}}$$

$$\text{Precision} = \frac{\text{Number of correct proposed patterns}}{\text{Number of proposed patterns}}$$

$$F_\beta = \frac{(\beta^2 + 1) \cdot \text{Recall} \cdot \text{Precision}}{\beta^2 \cdot \text{Precision} + \text{Recall}}$$

$$\text{Accuracy} = \frac{\text{Number of words labeled correctly}}{\text{Total number of words}}$$

We use $\beta = 1$. Note that, for the Open/Close system, we must measure the accuracy for the open predictor and the close predictor separately since each word can be labeled as “Open” or “Not Open” and, at the same time, “Close” or “Not Close”.

5 Experimental Results

5.1 Inside/Outside

The results of each of the predictors used in the Inside/Outside method are presented in Table 3. The results are comparable to other results reported using the Inside/Outside method (Ramshaw and Marcus, 1995) (see Table 7. We have observed that most of the mistaken predictions of base NPs involve predictions with respect to conjunctions, gerunds, adverbial NPs and some punctuation marks. As reported in (Argamon et al., 1998), most base NPs present in the data are less or equal than 4 words long. This implies that our predictors

tend to break up long base NPs into smaller ones.

The results also show that lexical information improves the performance by nearly 2%. This is similar to results in the literature (Ramshaw and Marcus, 1995). What we found surprising is that the second predictor, that uses additional information about the OIB status of the local context, did not do much better than the first predictor, which relies only on POS and lexical information. A control experiment has verified that this is not due to the noisy features that the first predictor supplies to the second predictor.

Finally, the Inside/Outside method was also tested on predicting SV phrases, yielding poor results that are not shown here. An attempt at explaining this phenomena by breaking down performance according to the length of the phrases is discussed in Sec. 5.3.

5.2 Open/Close

The results of the Open/Close method for NP and SV phrases are presented in Table 4. In addition to the good overall performance, the results show significant improvement by incorporating the lexical information into the features. In addition to the recall/precision results we have also presented the accuracy of each of the Open and Close predictors. These are important since they determine the overall accuracy in phrase detection. It is evident that the predictors perform very well, and that the overall performance degrades due to inconsistent pairings.

An important question in the learning approach presented here is investigating the gain achieved due to chaining. That is, whether the features extracted from open brackets can improve the performance of the the close bracket predictor. To this effect, we measured the accuracy of the close bracket predictor itself, on a word basis, by supplying it features generated from *correct* open brackets. We compared this with the same experiment, only this time without incorporating the features from open brackets to the close bracket predictor. The results, shown in Table 5 indicate a significant contribution due to chaining the features. Notice that the overall accuracy for the close bracket predictor is very high. This is due to the fact that, as shown in Table 2, there are many more negative examples than positive examples. Thus, a

Method	Recall	Precision	$F_{\beta=1}$	Accuracy
First Predictor	90.5	89.8	90.1	96.9
Second Predictor	90.5	90.4	90.4	97.0
First Predictor + lexical	92.5	92.2	92.4	97.6
Second Predictor + lexical	92.5	92.1	92.3	97.6

Table 3: Results for NP detection using Inside/Outside method.

Method	Recall	Precision	$F_{\beta=1}$	Accuracy	
				Open	Close
SV w/o lexical	88.3	87.9	88.1	98.6	99.4
SV with lexical	91.9	92.2	92.0	99.2	99.4
NP w/o lexical	90.9	90.3	90.6	97.4	97.8
NP with lexical	93.1	92.4	92.8	98.1	98.2

Table 4: Results for SV Phrase and NP detection using Open/Close method.

τ	Without Open info		With Open bracket info	
	Overall	Positive Only	Overall	Positive Only
0.5	99.3	92.7	99.4	95.0

Table 5: Accuracy of close bracket predictor when using features created on local information alone versus using additional features created from the open bracket candidate. Overall performance and performance on positive examples only is shown.

predictor that always predicts “no” would have an accuracy of 93.4%. Therefore, we considered also the accuracy over positive examples, which indicates the significant role of the chaining.

5.3 Discussion

Both methods we study here – Inside/Outside and Open/Close – have been evaluated before (using different learning methods) on similar tasks. However, in this work we have allowed for a fair comparison between two different models by using the same basic learning method and the same features.

Our main conclusion is with respect to the robustness of the methods to sequences of different lengths. While both methods give good results for the base NP problem, they differ significantly on the SV tasks. Furthermore, our investigation revealed that the Inside/Outside method is very sensitive to the length of the phrases. Table 6 shows a breakdown of the performance of the two methods on SV phrases of

different lengths. Perhaps this was not observed earlier since (Ramshaw and Marcus, 1995) studied only base NPs, most of which are short. The conclusion is therefore that the Open/Close method is more robust, especially when the target sequences are longer than a few tokens.

Finally, Tables 7 and 8 present a comparison of our methods to some of the best NP and SV results published on these tasks.

6 Conclusion

We have presented a SNoW based learning approach to shallow parsing tasks. The learning approach suggests to identify a syntactic patterns is performed by writing a simple program in which several instantiations of SNoW learning units are chained and combined to produce a coherent inference. Two instantiations of this approach have been described and shown to perform very well on NP and SV phrase detection. In addition to exhibiting good results on shallow

Length	Patterns	Inside/Outside			Open/Close		
		Recall	Precision	$F_{\beta=1}$	Recall	Precision	$F_{\beta=1}$
≤ 4	2212	90.5	61.5	73.2	94.1	93.5	93.8
$4 < l \leq 8$	509	61.4	44.1	51.3	72.3	79.7	75.8
> 8	323	30.3	15.0	20.0	74.0	64.4	68.9

Table 6: Comparison of Inside/Outside and Open/Close on SV patterns of varying lengths.

Method	Recall	Precision	$F_{\beta=1}$	Accuracy
Inside/Outside	90.5	90.4	90.4	97.0
Inside/Outside + lexical	92.5	92.2	92.4	97.6
Open/Close	90.9	90.3	90.6	O: 97.4, C: 97.8
Open/Close + lexical	93.1	92.4	92.8	O: 98.1, C: 98.2
Ramshaw & Marcus	90.7	90.5	90.6	97.0
Ramshaw & Marcus + lexical	92.3	91.8	92.0	97.4
Argamon <i>et al.</i>	91.6	91.6	91.6	N/A

Table 7: Comparison of Results for NP. In the accuracy column, O indicates the accuracy of the Open predictor and C indicates the accuracy of the Close predictor.

Method	Recall	Precision	$F_{\beta=1}$	Accuracy
Open/Close	88.3	87.9	88.1	O: 98.6, C: 99.4
Open/Close + lexical	91.9	92.2	92.0	O: 99.2, C: 99.4
Argamon <i>et al.</i>	84.5	88.6	86.5	N/A

Table 8: Comparison of Results for SV. In the accuracy column, O indicates the accuracy of the Open predictor and C indicates the accuracy of the Close predictor.

parsing tasks, we have made some observations on the sensitivity of modeling the task. We believe that the paradigm described here, as well as the basic learning system, can be used in this way in many problems that are of interest to the NLP community.

Acknowledgments

We would like to thank Yuval Krymolowski and the reviewers for their helpful comments on the paper. We also thank Mayur Khandelwal for the suggestion to model the combinator as a graph problem.

References

- S. P. Abney. 1991. Parsing by chunks. In S. P. Abney R. C. Berwick and C. Tenny, editors, *Principle-based parsing: Computation and Psycholinguistics*, pages 257–278. Kluwer, Dordrecht.
- S. Argamon, I. Dagan, and Y. Krymolowski. 1998. A memory-based approach to learning shallow natural language patterns. In *COLING-ACL 98, The 17th International Conference on Computational Linguistics*.
- A. Blum. 1992. Learning boolean functions in an infinite attribute space. *Machine Learning*, 9(4):373–386, October.
- E. Brill. 1995. Transformation-based error-driven learning and natural language processing: A case study in part of speech tagging. *Computational Linguistics*, 21(4):543–565.
- C. Cardie and D. Pierce. 1998. Error-driven pruning of treebanks grammars for base noun phrase identification. In *Proceedings of ACL-98*, pages 218–224.

- Kenneth W. Church. 1988. A stochastic parts program and noun phrase parser for unrestricted text. In *Proc. of ACL Conference on Applied Natural Language Processing*.
- A. R. Golding and D. Roth. 1999. A winnow based approach to context-sensitive spelling correction. *Machine Learning*. Special Issue on Machine Learning and Natural Language. Preliminary version appeared in ICML-96.
- G. Greffentette. 1993. Evaluation techniques for automatic semantic extraction: comparing semantic and window based approaches. In *ACL'93 workshop on the Acquisition of Lexical Knowledge from Text*.
- Z. S. Harris. 1957. Co-occurrence and transformation in linguistic structure. *Language*, 33(3):283–340.
- J. Kivinen and M. K. Warmuth. 1995. Exponentiated gradient versus gradient descent for linear predictors. In *Proceedings of the Annual ACM Symp. on the Theory of Computing*.
- N. Littlestone. 1988. Learning quickly when irrelevant attributes abound: A new linear-threshold algorithm. *Machine Learning*, 2:285–318.
- N. Littlestone. 1991. Redundant noisy attributes, attribute errors, and linear threshold learning using Winnow. In *Proc. 4th Annu. Workshop on Comput. Learning Theory*, pages 147–156, San Mateo, CA. Morgan Kaufmann.
- M. P. Marcus, B. Santorini, and M. Marcinkiewicz. 1993. Building a large annotated corpus of English: The Penn Treebank. *Computational Linguistics*, 19(2):313–330, June.
- L. A. Ramshaw and M. P. Marcus. 1995. Text chunking using transformation-based learning. In *Proceedings of the Third Annual Workshop on Very Large Corpora*.
- D. Roth and D. Zelenko. 1998. Part of speech tagging using a network of linear separators. In *COLING-ACL 98, The 17th International Conference on Computational Linguistics*, pages 1136–1142.
- D. Roth. 1998. Learning to resolve natural language ambiguities: A unified approach. In *Proc. National Conference on Artificial Intelligence*, pages 806–813.
- D. Roth. 1999. The SNoW learning architecture. Technical Report UIUCDCS-R-99-2101, UIUC Computer Science Department, May.