

Nearest Neighbor Machine Translation is Meta-Optimizer on Output Projection Layer

Ruize Gao^{1*} Zhirui Zhang^{2†} Yichao Du³ Lemao Liu² Rui Wang^{1†}

¹Shanghai Jiao Tong University ²Tencent AI Lab

³University of Science and Technology of China

¹ruizgaonlp@gmail.com, wangrui12@sjtu.edu.cn

²zrustc11@gmail.com, redmondliu@tencent.com

³duyichao@mail.ustc.edu.cn

Abstract

Nearest Neighbor Machine Translation (k NN-MT) has achieved great success in domain adaptation tasks by integrating pre-trained Neural Machine Translation (NMT) models with domain-specific token-level retrieval. However, the reasons underlying its success have not been thoroughly investigated. In this paper, we comprehensively analyze k NN-MT through theoretical and empirical studies. Initially, we provide new insights into the working mechanism of k NN-MT as an efficient technique to implicitly execute gradient descent on the output projection layer of NMT, indicating that it is a specific case of model fine-tuning. Subsequently, we conduct multi-domain experiments and word-level analysis to examine the differences in performance between k NN-MT and entire-model fine-tuning. Our findings suggest that: (i) Incorporating k NN-MT with adapters yields comparable translation performance to fine-tuning on in-domain test sets, while achieving better performance on out-of-domain test sets; (ii) Fine-tuning significantly outperforms k NN-MT on the recall of in-domain low-frequency words, but this gap could be bridged by optimizing the context representations with additional adapter layers.¹

1 Introduction

In recent years, Nearest Neighbor Machine Translation (k NN-MT) and its variants (Khandelwal et al., 2021; Zheng et al., 2021a,b; Jiang et al., 2021; Wang et al., 2022a) have provided a new paradigm and achieved strong performance for fast domain adaptation through retrieval pipelines. Unlike model fine-tuning, which requires additional parameter updates or introduces external adapter layers, k NN-MT combines traditional Neural Machine Translation (NMT) models (Bahdanau

et al., 2015; Vaswani et al., 2017; Hassan et al., 2018) with a token-level k -nearest-neighbour retrieval mechanism. This allows for direct access to domain-specific datastores, improving translation accuracy without the need for supervised fine-tuning. Although k NN-MT has achieved great success in domain adaptation tasks, its working mechanism is still an open problem that has not been thoroughly investigated.

In this paper, we propose a novel perspective to understand k NN-MT by describing it as a special case of fine-tuning, specifically a process of meta-optimization on the Output Projection Layer (OPL) of NMT, and establish connections between k NN-MT and model fine-tuning (Section 3). Our novel perspective on k NN-MT posits that (i) the working mechanism of k NN-MT is to implicitly execute gradient descent on OPL, producing meta-gradients via forward computation based on k -nearest-neighbors, and (ii) explicit fine-tuning on OPL shares a similar gradient format with the meta-gradients obtained by k NN-MT, according to the derivation of back-propagation. As illustrated in Figure 1, k NN-MT and explicit OPL fine-tuning share a dual view of gradient descent-based optimization. The key difference between them lies in the method for computing gradients: k NN-MT produces meta-gradients through forward computation and interpolation, while fine-tuning method computes gradients of OPL via back-propagation. Hence, it is reasonable to understand k NN-MT as an implicit form of model fine-tuning.

To provide empirical evidence for our understanding, we carry out experiments based on multi-domain datasets (Section 4.1). Specifically, we compare the model predictions of k NN-MT and explicit OPL fine-tuning on five domain adaptation tasks. As expected, the predictions of k NN-MT is highly similar to that of explicit OPL fine-tuning. These findings support our understanding that k NN-MT performs implicit OPL fine-tuning.

*This work was done when Ruize Gao was interning at Tencent AI Lab.

†Corresponding authors.

¹Our code is open-sourced at <https://github.com/RuizGao/knnmt-meta-optimizer>.

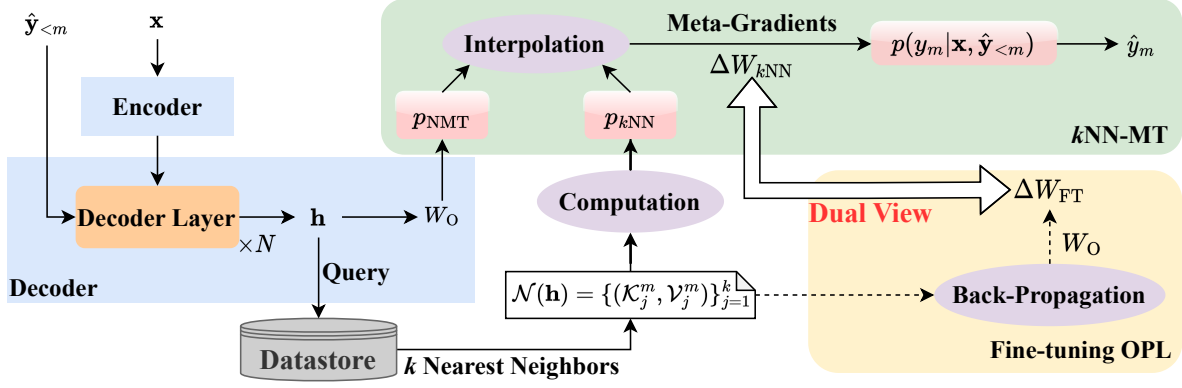


Figure 1: k NN-MT implicitly executes gradient descent on the Output Projection Layer (OPL) of NMT and produces meta-gradients via forward computation based on k -nearest-neighbors. The meta-optimization process of k NN-MT shares a dual view with explicit OPL fine-tuning that updates the parameters of OPL with back-propagated gradients.

Next, we conduct comprehensive multi-domain experiments and word-level analysis to examine the differences in translation performance between k NN-MT and other popular fine-tuning methods, such as entire-model fine-tuning and adapter-based fine-tuning (Section 4.2 and 4.3). Our empirical results suggest that: (i) Introducing k NN-MT on top of adapter-based fine-tuning obtains comparable translation performance to entire-model fine-tuning on in-domain test sets, while achieving better performance on out-of-domain test sets. (ii) The entire-model fine-tuning significantly outperforms k NN-MT in terms of the recall of in-domain low-frequency words, but this difference can be mitigated by optimizing the context representations with lightweight adapter layers.

2 Background

2.1 Neural Machine Translation

NMT employs an encoder-decoder model with neural networks that are parameterized by f_θ to establish the mapping between the source sentence \mathbf{x} and its corresponding target sentence \mathbf{y} . For the decoding stage, at time step m , NMT utilizes the context representation $\mathbf{h} \in \mathbb{R}^{d_{in}}$, which is generated from the source sentence \mathbf{x} and the current target context $\hat{\mathbf{y}}_{<m}$, to predict the next-token probability:

$$\begin{aligned} \mathbf{h} &= f_\theta(\mathbf{x}, \hat{\mathbf{y}}_{<m}), \\ p_{\text{NMT}}(y_m | \mathbf{x}, \hat{\mathbf{y}}_{<m}) &= \text{softmax}(W_O \mathbf{h}), \end{aligned} \quad (1)$$

where $W_O \in \mathbb{R}^{|\mathcal{Y}| \times d_{in}}$ represents the parameter matrix of OPL in the NMT model and $|\mathcal{Y}|$ is the vocabulary size.

2.2 Nearest Neighbor Machine Translation

Khandelwal et al. (2021) propose k NN-MT that enhances pre-trained NMT models on the general domain by incorporating a translation memory retriever. It enables the models to leverage external in-domain knowledge and improve the quality of in-domain translations. This approach is generally formulated in two processes: datastore construction and inference with k NN retrieval.

The datastore is a translation memory that converts bilingual sentence pairs into a set of key-value pairs. For a given target domain bilingual corpus $\{(\mathbf{x}, \mathbf{y})\}$, the context representation $f_\theta(\mathbf{x}, \mathbf{y}_{<m})$ generated by the pre-trained NMT model at each timestep m is used as the key, and the m -th target token y_m is treated as the corresponding value, resulting in a key-value pair. The entire corpus contributes to the datastore \mathcal{D} , which is comprised of all key-value pairs:

$$\mathcal{D} = \bigcup_{(\mathbf{x}, \mathbf{y})} \{(f_\theta(\mathbf{x}, \mathbf{y}_{<m}), y_m), \forall y_m \in \mathcal{Y}\}. \quad (2)$$

During inference, the model utilizes the current context representation $\mathbf{h} = f_\theta(\mathbf{x}, \hat{\mathbf{y}}_{<m})$ at the m -th decoding step to produce a probability distribution over a restricted vocabulary obtained through a nearest-neighbor approach:

$$\begin{aligned} p_{k\text{NN}}(y_m | \mathbf{x}, \hat{\mathbf{y}}_{<m}) &\propto \\ &\sum_{(\mathcal{K}_j^m, \mathcal{V}_j^m) \in \mathcal{N}(\mathbf{h})} \mathbb{1}_{y_m = \mathcal{V}_j^m} \cdot \exp\left(-\frac{d(\mathcal{K}_j^m, \mathbf{h})}{T}\right), \end{aligned} \quad (3)$$

where T denotes the temperature to control the sharpness of the softmax function and $\mathcal{N}(\mathbf{h}) = \{(\mathcal{K}_j^m, \mathcal{V}_j^m)\}_{j=1}^k$ is the set of k nearest-neighbors

retrieved from \mathcal{D} using a pre-defined distance function $d(\cdot, \cdot)$. In practice, we can use either the dot-product function or negative l_2 distance to implement $d(\cdot, \cdot)$. Xu et al. (2023) have demonstrated that the performance of these two functions is almost identical, so we adopt the dot-product function for theoretical analysis in this paper. Finally, k NN-MT interpolates the vanilla NMT prediction p_{NMT} with the k NN prediction $p_{k\text{NN}}$ to obtain the final next-token probability:

$$p(y_m | \mathbf{x}, \hat{\mathbf{y}}_{< m}) = \lambda \cdot p_{k\text{NN}}(y_m | \mathbf{x}, \hat{\mathbf{y}}_{< m}) + (1 - \lambda) \cdot p_{\text{NMT}}(y_m | \mathbf{x}, \hat{\mathbf{y}}_{< m}), \quad (4)$$

where λ is a tuned interpolation coefficient. In addition, this prediction way could also be substituted with other k NN variants (Zheng et al., 2021a; Wang et al., 2022a; Dai et al., 2023b) to achieve better model performance or inference speed.

2.3 Dual Form Between Gradient Descent Based Optimization and Attention

Irie et al. (2022) present that linear layers optimized by gradient descent have a dual form of linear attention, which motivates us to view k NN-MT as meta-optimizers. Concretely, a linear layer optimized via gradient descent can be formulated as:

$$\mathcal{F}(\mathbf{q}) = (W_0 + \Delta W)\mathbf{q}, \quad (5)$$

where $\mathbf{q} \in \mathbb{R}^{d_{\text{in}}}$ is the input representation, and $W_0, \Delta W \in \mathbb{R}^{d_{\text{out}} \times d_{\text{in}}}$ are the initialized parameter matrix and the updated matrix, respectively. In the back-propagation algorithm, ΔW is computed by accumulating n training inputs to this layer $\mathbf{Q} = (\mathbf{q}_1, \dots, \mathbf{q}_n) \in \mathbb{R}^{d_{\text{in}} \times n}$ and corresponding (back-propagation) error signals $\mathbf{E} = (\mathbf{e}_1, \dots, \mathbf{e}_n) \in \mathbb{R}^{d_{\text{out}} \times n}$ obtained by gradient descent:

$$\Delta W = \sum_{i=1}^n \mathbf{e}_i \otimes \mathbf{q}_i = \mathbf{E}\mathbf{Q}^\top. \quad (6)$$

The dual form of a linear layer trained by gradient descent is a key-value memory with attention storing the entire training experience:

$$\begin{aligned} \mathcal{F}(\mathbf{q}) &= (W_0 + \Delta W)\mathbf{q} \\ &= W_0\mathbf{q} + \mathbf{E}\mathbf{Q}^\top\mathbf{q} \\ &= W_0\mathbf{q} + \text{LinearAttn}(\mathbf{Q}, \mathbf{E}, \mathbf{q}), \end{aligned} \quad (7)$$

where $\text{LinearAttn}(\mathbf{K}, \mathbf{V}, \mathbf{q})$ denotes the linear attention operation, and we regard the training inputs \mathbf{Q} as keys, the error signals \mathbf{E} as values, and the

current input \mathbf{q} as the query. Instead of using the regular softmax-normalized dot product attention, which is $\text{Attention}(\mathbf{K}, \mathbf{V}, \mathbf{q}) = \mathbf{V}\text{softmax}(\mathbf{K}^\top\mathbf{q})$, we investigate the working mechanism of k NN-MT under a relaxed linear attention form, following the approach of Irie et al. (2022).

3 k NN-MT Performs Implicit Gradient Descent on Output Projection Layer

In this section, we first demonstrate that probability distribution in k NN-MT, including $p_{k\text{NN}}$ and p_{NMT} , is equivalent to Transformer attention. On top of that, we argue that k NN-MT implicitly performs gradient descent on OPL, producing meta-gradients via forward computation and interpolation based on k -nearest-neighbors. Next, we draw comparisons between k NN-MT and explicit OPL fine-tuning, establishing connections between these two forms.

3.1 Output Distributions are Attentions

Let $\mathbf{h} = f_\theta(\mathbf{x}, \hat{\mathbf{y}}_{< m})$ be the context representation at each timestep m , and we obtain the nearest neighbors set $\mathcal{N}(\mathbf{h}) = \{(\mathcal{K}_j^m, \mathcal{V}_j^m)\}_{j=1}^k$ from the datastore \mathcal{D} . Let $\mathcal{K}_m = [\mathcal{K}_1^m, \mathcal{K}_2^m, \dots, \mathcal{K}_k^m] \in \mathbb{R}^{d_{\text{in}} \times k}$ and $\mathcal{V}_m = [\mathcal{V}_1^m, \mathcal{V}_2^m, \dots, \mathcal{V}_k^m] \in \mathbb{R}^{|\mathcal{Y}| \times k}$ denote matrices representing all key and value vectors in $\mathcal{N}(\mathbf{h})$, in which we replace the original token value with a one-hot vector for \mathcal{V}_j^m . Then, we reformulate the computation of $p_{k\text{NN}}$ in Equation (3):

$$\begin{aligned} p_{k\text{NN}}(y_m | \mathbf{x}, \hat{\mathbf{y}}_{< m}) &= \mathcal{V}_m \text{softmax}\left(\frac{\mathcal{K}_m^\top \mathbf{h}}{T}\right) \\ &= \text{Attention}\left(\frac{\mathcal{K}_m}{T}, \mathcal{V}_m, \mathbf{h}\right), \end{aligned} \quad (8)$$

where we use the dot-product function for the distance metric $d(\cdot, \cdot)$. According to the above equation, $p_{k\text{NN}}$ is a key-value memory with attention storing all nearest neighbors from the datastore.

For the computation of p_{NMT} , we introduce an identity matrix $I_{|\mathcal{Y}|}$ and convert it into attention format:

$$\begin{aligned} p_{\text{NMT}}(y_m | \mathbf{x}, \hat{\mathbf{y}}_{< m}) &= \text{softmax}(W_0\mathbf{h}) \\ &= I_{|\mathcal{Y}|} \text{softmax}(W_0\mathbf{h}) \\ &= \text{Attention}(W_0^\top, I_{|\mathcal{Y}|}, \mathbf{h}), \end{aligned} \quad (9)$$

where $W_0^\top = [\text{Emb}_1, \text{Emb}_2, \dots, \text{Emb}_{|\mathcal{Y}|}] \in \mathbb{R}^{d_{\text{in}} \times |\mathcal{Y}|}$ is the matrix that represents key vectors for each token in vocabulary. Similarly, p_{NMT} is a key-value memory with attention storing all representations of the entire vocabulary.

3.2 k NN-MT as Meta-Optimization

For the ease of qualitative analysis, we follow Irie et al. (2022) to understand the working mechanism of k NN-MT under a relaxed linear attention form, i.e., we remove the softmax operation in the computation of p_{kNN} and p_{NMT} , resulting in the following rewritten expressions for p_{kNN} and p_{NMT} :

$$\begin{aligned} p_{NMT}(y_m|\mathbf{x}, \hat{\mathbf{y}}_{<m}) &\approx \mathcal{F}_{NMT}(\mathbf{h}) \\ &= \text{LinearAttn}(W_O^\top, I_{|\mathcal{Y}|}, \mathbf{h}) = W_O \mathbf{h}, \\ p_{kNN}(y_m|\mathbf{x}, \hat{\mathbf{y}}_{<m}) &\approx \mathcal{F}_{kNN}(\mathbf{h}) \\ &= \text{LinearAttn}\left(\frac{\mathcal{K}_m}{T}, \mathcal{V}_m, \mathbf{h}\right) = \frac{\mathcal{V}_m \mathcal{K}_m^\top \mathbf{h}}{T}. \end{aligned} \quad (10)$$

Then the next-token prediction probability of k NN-MT is the weighted sum of two attentions:

$$\begin{aligned} p(y_m|\mathbf{x}, \hat{\mathbf{y}}_{<m}) &= \lambda \cdot p_{kNN} + (1 - \lambda) \cdot p_{NMT} \\ &= p_{NMT} + \lambda \cdot (p_{kNN} - p_{NMT}) \\ &\approx \mathcal{F}_{NMT}(\mathbf{h}) + \lambda \cdot (\mathcal{F}_{kNN}(\mathbf{h}) - \mathcal{F}_{NMT}(\mathbf{h})). \end{aligned} \quad (11)$$

Combing Equation (7), (10) and (11), we derive the dual form between gradient descent-based optimization and k NN-MT:

$$\begin{aligned} \mathcal{F}_{\text{all}}(\mathbf{h}) &= \mathcal{F}_{NMT}(\mathbf{h}) + \lambda \cdot (\mathcal{F}_{kNN}(\mathbf{h}) - \mathcal{F}_{NMT}(\mathbf{h})) \\ &= W_O \mathbf{h} + \lambda \cdot \left(\frac{\mathcal{V}_m \mathcal{K}_m^\top \mathbf{h}}{T} - W_O \mathbf{h} \right) \\ &= W_O \mathbf{h} + \frac{\lambda}{T} \cdot (\mathcal{V}_m \mathcal{K}_m^\top \mathbf{h} - T \cdot W_O \mathbf{h}) \\ &= W_O \mathbf{h} + \frac{\lambda}{T} \cdot (\text{LinearAttn}(\mathcal{K}_m, \mathcal{E}_m, \mathbf{h}) \\ &\quad - \frac{T}{2} \cdot \frac{\partial(\|W_O\|^2)}{\partial W_O} \mathbf{h}) \\ &= W_O \mathbf{h} + \frac{\lambda}{T} \cdot \Delta W_{kNN} \mathbf{h} \\ &= (W_O + \frac{\lambda}{T} \cdot \Delta W_{kNN}) \mathbf{h} = \mathcal{F}'_{NMT}(\mathbf{h}), \end{aligned} \quad (12)$$

where $\Delta W_{kNN} = \mathcal{E}_m \mathcal{K}_m^\top - \frac{T}{2} \cdot \frac{\partial(\|W_O\|^2)}{\partial W_O}$ represents the total gradient including a linear layer (dual form) and l_2 -regularization objective, \mathcal{K}_m stands for nearest-neighbors training inputs to the output projection layer in NMT, and $\mathcal{E}_m = \mathcal{V}_m$ is the corresponding error signals obtained by gradient descent. As shown in the above equations, the introduced probability difference, i.e., $p_{kNN} - p_{NMT}$, is equivalent to parameter updates ΔW_{kNN} that affect W_O . We can also regard $\mathcal{E}_m \mathcal{K}_m^\top = \mathcal{V}_m \mathcal{K}_m^\top$ as some meta-gradients, which are leveraged to compute the updated parameter matrix ΔW_{kNN} .

In summary, we introduce a new perspective to explain k NN-MT as a process of meta-optimization on the output projection layer of NMT, in which k NN-MT produces meta-gradients via the computation of $p_{kNN} - p_{NMT}$ based on k -nearest-neighbors $\mathcal{N}(\mathbf{h}) = \{(\mathcal{K}_j^m, \mathcal{V}_j^m)\}_{j=1}^k$ and implicitly applies gradients to the original output projection layer.

3.3 Comparing k NN-MT with Fine-tuning

As the Equation (12) indicates that the nearest-neighbors set $\mathcal{N}(\mathbf{h}) = \{(\mathcal{K}_j^m, \mathcal{V}_j^m)\}_{j=1}^k$ serves as the training inputs to the output projection layer in the dual form of k NN-MT, we proceed to compare the meta-optimization of k NN-MT with explicit OPL fine-tuning. This explicit OPL fine-tuning approach maximizes the log-likelihood of the nearest-neighbors set:

$$\begin{aligned} \mathcal{L}(W_O) &= \sum_{j=1}^k \log p_{NMT}(\mathcal{V}_j^m | \mathcal{K}_j^m) - \frac{\alpha}{2} \cdot \|W_O\|^2 \\ &= \sum_{j=1}^k \mathcal{V}_j^{m \top} \log(\text{softmax}(W_O \mathcal{K}_j^m)) - \frac{\alpha}{2} \cdot \|W_O\|^2, \end{aligned} \quad (13)$$

where α is the hyper-parameter of l_2 -regularization objective and we optimize the parameter matrix of OPL using \mathcal{K}_j^m and \mathcal{V}_j^m as input and label, respectively. By applying the back-propagation algorithm, we obtain the updated matrix ΔW_{FT} as follows:

$$\begin{aligned} \Delta W_{FT} &= \frac{\partial \mathcal{L}(W_O)}{\partial W_O} \\ &= \sum_{j=1}^k (\mathcal{V}_j^m - \text{softmax}(W_O \mathcal{K}_j^m)) \mathcal{K}_j^{m \top} - \alpha \cdot W_O \\ &= \sum_{j=1}^k (\mathcal{V}_j^m - \mathcal{P}_j^m) \mathcal{K}_j^{m \top} - \alpha \cdot W_O \\ &= (\mathcal{V}_m - \mathcal{P}_m) \mathcal{K}_m^\top - \alpha \cdot W_O, \end{aligned} \quad (14)$$

where $\mathcal{P}_j^m = \text{softmax}(W_O \mathcal{K}_j^m)$ is the prediction probability of NMT for the context representation \mathcal{K}_j^m , $\mathcal{P}_m = [\mathcal{P}_1^m, \mathcal{P}_2^m, \dots, \mathcal{P}_k^m] \in \mathbb{R}^{|\mathcal{Y}| \times k}$ represents all prediction probabilities for the entire nearest-neighbours set, and the complete derivation process is presented in Appendix A.1. In the case of standard gradient descent, the new parameter matrix of OPL, i.e., W'_O , is computed as:

$$\begin{aligned} W'_O &= W_O + \eta \cdot \Delta W_{FT} \\ &= W_O + \eta \cdot \left((\mathcal{V}_m - \mathcal{P}_m) \mathcal{K}_m^\top - \alpha \cdot W_O \right), \end{aligned} \quad (15)$$

Methods	Training Data	Error Signals	Gradients	Optimizer
k NN-MT	$(\mathcal{K}_m, \mathcal{V}_m)$	\mathcal{V}_m	$\frac{\lambda}{T} \cdot (\mathcal{V}_m \mathcal{K}_m^\top - T \cdot W_O)$	Computation & Interpolation SGD
OPL-FT	$(\mathcal{K}_m, \mathcal{V}_m)$	$\mathcal{V}_m - \mathcal{P}_m$	$\eta \cdot ((\mathcal{V}_m - \mathcal{P}_m) \mathcal{K}_m^\top - \alpha \cdot W_O)$	

Table 1: The similarities and differences between k NN-MT and explicit OPL fine-tuning, where error signals and gradients are provided in Equation (12) and (14).

where η is the learning rate. Similar to Equation (12), \mathcal{K}_m denotes training inputs and $\mathcal{E}_m = \mathcal{V}_m - \mathcal{P}_m$ is the corresponding error signals via explicit OPL fine-tuning.

Table 1 displays similarities and differences between k NN-MT and explicit OPL fine-tuning, both of which aim to maximize the log-likelihood of a nearest-neighbor set $\mathcal{N}(\mathbf{h}) = \{(\mathcal{K}_j^m, \mathcal{V}_j^m)\}_{j=1}^k$. The main distinction lies in the fact that k NN-MT generates meta-gradients through forward computation and interpolation, while fine-tuning computes gradients of OPL through back-propagation. Moreover, we discover that explicit OPL fine-tuning produces gradient formats that are so similar to meta-gradients acquired through k NN-MT. Therefore, it is reasonable to view k NN-MT as an implicit model fine-tuning process on OPL, in which k NN-MT produces a distinct parameter matrix W'_O at each decoding time step. As k NN-MT only involves the optimization of OPL compared to entire-model fine-tuning, its performance is evidently constrained by the context representations produced by the base NMT model.

4 Experiments

In this section, we begin by comparing the model predictions of k NN-MT and explicit OPL fine-tuning (OPL-FT) using multi-domain datasets to verify our earlier analysis. Then we carry out comprehensive multi-domain experiments and word-level analysis to gain a better understanding of the translation performance differences between k NN-MT and current popular fine-tuning methods.

4.1 k NN-MT v.s. Explicit OPL Fine-tuning

Setup. We mainly compare k NN-MT and OPL-FT on five domain adaptation datasets, including multi-domain German-English datasets in [Khandelwal et al. \(2021\)](#) (IT, Law, Medical, and Korean), and the IWSLT’14 German-English translation dataset. The details of multi-domain datasets are listed in Appendix A.2. The pre-trained NMT model from the WMT’19 German-English news translation task winner ([Ng et al., 2019](#)) is used

as the basic model for k NN-MT and OPL-FT. We employ both inner-product (IP) and negative l_2 -distance (L2) as distance metrics, in which the data-store size and hyper-parameter settings for k NN-MT are included in Appendix A.3 and we maintain consistency with previous work ([Zheng et al., 2021a](#)) for most details. As for OPL-FT, the parameter of OPL is trained with the same k -nearest-neighbors retrieved by k NN-MT via either IP or L2 at each timestep. We perform a grid search and use the perplexity (PPL) on the validation set to determine the optimal learning rate and hyper-parameter for SGD optimization. More details are presented in Appendix A.3. As k NN-MT and OPL-FT only involve the optimization of OPL, we adopt a teacher-forcing decoding strategy and evaluate the similarity between them by measuring the mean and variance of the difference between their model predictions on the golden label. Specifically, for the test set containing n target tokens, the mean $M(\cdot)$ and variance $V(\cdot)$ are computed as:

$$M(A - B) = \frac{1}{n} \sum_{i=1}^n (p_A(y_i) - p_B(y_i)),$$

$$V(A - B) = \frac{1}{(n-1)} \sum_{i=1}^n (p_A(y_i) - p_B(y_i) - M(A - B))^2,$$

where $A, B \in \{\text{NMT}, k\text{NN-MT}, \text{OPL-FT}, \text{FT}\}$ and $p(y_i)$ denotes the model prediction probability on each golden label y_i .

Results. As shown in Table 2, we find that k NN-MT has a more similar model prediction with OPL-FT (lower mean/variance) compared to the base NMT model or entire model fine-tuning (FT). The experimental results indicate that k NN-MT and OPL-FT are closer than other tuned models. These findings provide empirical evidence supporting our understanding that **k NN-MT performs implicit OPL fine-tuning**. Additionally, we observe that k NN-MT achieves a slightly higher mean of model predictions than OPL-FT on average. We suspect that this is because k NN-MT solely utilizes the

		IT	Law	Medical	Koran	IWSLT	Avg.
IP	k NN-MT - NMT	.073 / 0.037	.137 / .055	.133 / .057	.064 / 0.041	.008 / 0.014	.083 / 0.041
	OPL-FT - NMT	.064 / .043	.098 / .055	.100 / .059	.061 / .044	.026 / .011	.070 / .042
	FT - NMT	.120 / .102	.147 / .077	.152 / .093	.107 / .066	.038 / .024	.113 / .072
	FT - k NN-MT	0.047 / .066	.010 / 0.044	.019 / 0.046	0.043 / 0.041	.034 / .044	0.031 / .048
	FT - OPL-FT	.056 / .079	.049 / .049	.051 / .056	.046 / .048	0.012 / .027	.043 / .052
	k NN-MT - OPL-FT	.010 / .024	0.039 / .023	0.033 / .022	.003 / .026	-.018 / .011	.013 / .021
L2	k NN-MT - NMT	.081 / 0.037	.135 / .049	.137 / .056	.052 / 0.037	.017 / .024	.082 / 0.041
	OPL-FT - NMT	.064 / .043	.098 / .055	.100 / .059	.061 / .043	.026 / .011	.070 / .042
	FT - NMT	.702 / .133	.147 / .077	.152 / .093	.107 / .066	.038 / .024	.113 / .072
	FT - k NN-MT	0.039 / .064	.012 / 0.042	.016 / 0.044	.055 / .040	0.011 / .040	0.027 / .046
	FT - OPL-FT	.056 / .079	.049 / .049	.051 / .056	0.046 / .048	.012 / .027	.043 / .052
	k NN-MT - OPL-FT	.017 / .024	0.035 / .018	0.037 / .022	-.019 / .023	-.001 / 0.022	.014 / .022

Table 2: The mean/variance (\downarrow) of the golden label probability differences between base NMT, entire-model fine-tuning (FT), k NN-MT and explicit OPL fine-tuning (OPL-FT) over each multi-domain test set.

Model	# Params	IT	Law	Medical	Koran	IWSLT	Avg.	OOD Avg.	# Speed
NMT	-	38.35	45.48	40.06	16.26	39.12	35.85	35.36	1.00×
OPL-FT	43.03M	41.26	51.51	47.56	21.27	40.50	40.42	19.62	1.00×
k NN-MT	-	45.60	61.64	53.77	20.66	39.90	44.31	17.79	0.74×
AK-MT	1.2K	47.40	63.32	56.38	20.77	40.04	45.58	31.69	0.72×
Adapter($r = 64$)	3.96M	43.55	52.46	48.32	21.62	41.65	41.52	31.74	0.97×
Adapter($r = 128$)	7.90M	44.17	53.98	49.05	21.91	41.54	42.13	31.28	0.97×
Adapter($r = 256$)	15.77M	45.27	55.55	51.32	22.38	41.57	43.22	31.06	0.95×
FT	269.75M	49.08	63.61	58.43	22.99	41.57	47.06	22.84	1.00×
AK-MT _{Adapter($r=256$)}	15.77M	49.34	64.42	57.27	23.04	41.52	47.12	29.50	0.72×

Table 3: The BLEU score (%) and decoding speed of all models on multi-domain test sets, including IT, Law, Medical, Koran, and IWSLT. “# Params” refers to the number of fine-tuned parameters. The test sets of the other four domains are integrated as out-of-domain (OOD) test sets for each domain and “OOD Avg.” represents the average performance of all models on OOD test sets. For detailed results on the OOD test sets, please refer to Appendix A.4. “# Speed” indicates the relative inference speed using vanilla NMT as a baseline with a batch size of 50k tokens.

label of k -nearest-neighbors as error signals to update the models, without considering the prediction of the NMT model, which may weaken the label signal.

4.2 Translation Performance

Setup. As k NN-MT could be viewed as a special case of model fine-tuning, we further compare the translation performance of two k NN-based models, i.e., traditional k NN-MT and adaptive k NN-MT (AK-MT) (Zheng et al., 2021a), with other popular fine-tuning methods, including entire-model fine-tuning (FT) and adapter-based fine-tuning (Adapter). We adopt the previous multi-domain datasets for this experiment but integrate the test sets of the other 4 domains as the out-of-domain (OOD) test set for each domain. The evaluation metric is SacreBLEU, a case-sensitive deto-

kenized BLEU score (Papineni et al., 2002).

All experiments are conducted based on the Fairseq toolkit (Ott et al., 2019). For the Adapter, we build adapter layers according to the approach proposed in Housby et al. (2019), with intermediate dimensions r selected from $\{64, 128, 256\}$. For k NN-based models, we adopt L2 as the distance metric and the same hyper-parameters as the previous section. We also explore the performance of combining AK-MT and Adapter (AK-MT_{Adapter}), which keeps the same hyper-parameters to AK-MT. The Adam algorithm (Kingma and Ba, 2015) is used for FT, Adapter and OPL-FT², with a learning rate of $1e-4$ and a batch size of 32k tokens. The training process is executed on 4 NVIDIA Tesla

²It is difficult to dynamically update the parameter matrix of OPL during beam search, so we directly use all training data to optimize the parameter matrix of OPL in this experiment.

V100 GPUs and the maximum number of training steps is set to 100k with validation occurring every 500 steps. During decoding, the beam size is set to 4 with a length penalty of 0.6.

Results. As illustrated in Table 3, we evaluate the translation performance of all models and obtain the following findings:

- OPL-FT, which optimizes the parameter matrix of OPL, also brings significant improvements. This proves that only updating the parameter of OPL could achieve relatively high domain adaptation performance for NMT since it already produces precise context representation due to the large-scale model pre-training.
- During inference, k NN-MT dynamically select the most appropriate training data for optimization at each step, resulting in better performance than OPL-FT. However, k NN-MT falls short of FT by 2.75 BLEU score, despite outperforming the Adapter on most domain adaptation tasks. AK-MT achieves better performance than k NN-MT but is still weaker than FT, highlighting the necessity of tuning the context representations generated by the original NMT model.
- Combining Adapter and AK-MT achieves comparable translation quality to FT with better performance on OOD test sets (average gain of 6.66 BLEU score). It indicates optimizing the context representations with additional adapter layers could further improve k NN-MT.

All in all, as a meta-optimizer on OPL, k NN-MT works quite well on domain adaptation tasks but still requires tuning of the context representations generated by the original model to achieve comparable performance to FT.

4.3 Word-Level Empirical Analysis

Setup. Apart from the BLEU score, we conduct a word-level analysis to investigate the translation differences between k NN-MT and FT, and determine the bottleneck of k NN-MT. Specifically, we analyze the translation results of k NN-MT, AK-MT, FT, and AK-MT_{Adapter} by calculating the recall of different target words.³ We first use spaces as delimiters to extract target words and define the domain-specific degree of each word w as

³As shown in Appendix A.6, we calculate the precision, recall, and F1 score ($P/R/F1$) for each word in the translation results and observe that the correlation between translation performance and word recall is strongest.

$\gamma(w) = \frac{f_{ID}(w)}{f_{GD}(w)}$, where $f_{ID}(\cdot)$ and $f_{GD}(\cdot)$ are the word frequencies in domain-specific and general-domain training data, respectively.⁴ Then we split the target words into four buckets based on γ : $\{0 \leq \gamma(w) < 1, 1 \leq \gamma(w) < 2, 2 \leq \gamma(w) < 5, \gamma(w) \geq 5\}$, with words having a higher domain frequency ratio γ indicating a higher degree of domain-specificity. To better illustrate the gap between k NN-based methods and FT, we define incremental word recall ΔR for k NN-MT, AK-MT and AK-MT_{Adapter} as the difference in word recall compared to FT: $\Delta R(w) = R(w) - R_{FT}(w)$.

Results. Figure 2a presents ΔR values for words in different buckets, indicating that compared to FT, k NN-MT and AK-MT have poor word recalls for words with $\gamma(w) \geq 2$, particularly when $\gamma(w) \geq 5$. However, AK-MT_{Adapter} achieves comparable performance to FT, suggesting that enhancing the context representations with adapter layers could handle this issue. Moreover, we focus on words with $\gamma(w) \geq 5$ and evaluate word recalls in different buckets based on word frequency, dividing words into four buckets based on their in-domain frequency ranking: top 1%, top 1~5%, top 5~20%, and top 20~100%. As shown in Figure 2b, **for in-domain low-frequency words, particularly those ranking behind top 20%, k NN-MT and AK-MT perform significantly worse than FT in terms of word recall.** Similarly, AK-MT_{Adapter} yields comparable word recall to FT. These results demonstrate that the performance differences between k NN-based models and FT mainly lie in the low recall of in-domain low-frequency words, which can be alleviated by optimizing context representations with additional adapter layers.

Nearest Neighbors Analysis. We verify the performance of k NN retrieval for the words with $\gamma(w) \geq 5$ to better understand the quality of context representations. We use the teacher-forcing decoding strategy to calculate the *non-retrieval rate* of words in each bucket, where a word is defined as non-retrieval if any sub-word of it is not retrieved in the k -nearest-neighbors of AK-MT and AK-MT_{Adapter}. The k -nearest-neighbors of k NN-MT and AK-MT are exactly the same. Figure 3 shows that the non-retrieval rate (Unretrieved%) of AK-MT increases as word frequency decreases, consistent with the results of word recall in Figure

⁴We manually check the entire dictionary with γ and find that most words with $\gamma \geq 2$ are real in-domain words.

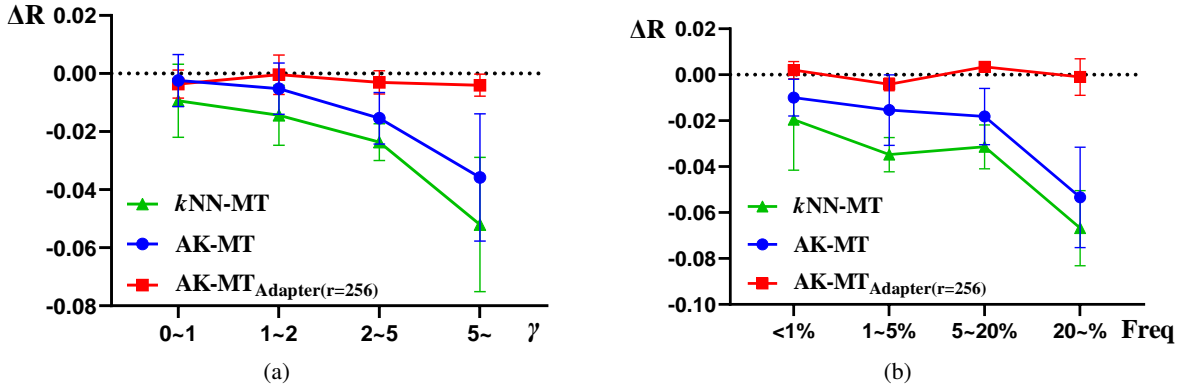


Figure 2: Incremental word recall ΔR of different words on multi-domain test sets. We plot the mean ΔR of five datasets with standard deviation in both figures. For the left figure (a), we count word recalls in different buckets based on γ , while for the right figure (b), we focus on words with $\gamma(w) \geq 5$ and calculate word recalls in different buckets based on word frequency.

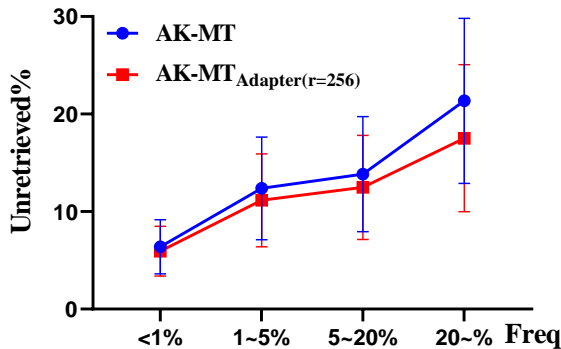


Figure 3: The non-retrieval rate (Unretrieved%) of the words with $\gamma(w) > 5$ on multi-domain test sets. We plot the mean of five datasets with standard deviation.

2b. It indicates that **the context representations of in-domain low-frequency words are not effectively trained at the pre-training stage, resulting in poor word recalls.** With adapter-based fine-tuning, we enhance the context representations for in-domain low-frequency words and thus improve the word recall of AK-MT. We also introduce more metrics to evaluate the property of the nearest-neighbors set and please refer more details in Appendix A.6.

5 Related Work

Retrieval-augmented methods have attracted much attention from the community and achieved remarkable performance on various tasks, including language modeling (Khandelwal et al., 2020; He et al., 2021; Nie et al., 2022; Xu et al., 2023; Wang et al., 2023), machine translation (Khandelwal et al., 2021; Zheng et al., 2021a,b; Jiang et al., 2021; Wang et al., 2022b; Du et al., 2022, 2023), question answering (Guu et al., 2020; Lewis et al.,

2020; Xiong et al., 2021), and dialogue generation (Fan et al., 2021; Thulke et al., 2021).

For the NMT system, Khandelwal et al. (2021) propose kNN -MT that utilizes a kNN classifier over a large datastore with traditional NMT models (Bahdanau et al., 2015; Vaswani et al., 2017; Hassan et al., 2018) to achieve significant improvements. Recently, several attempts have been made by most researchers to improve the robustness and scalability. Meng et al. (2022) and Martins et al. (2022a) propose fast versions of kNN -MT. Zheng et al. (2021a) develop adaptive kNN -MT by dynamically determining the number of retrieved tokens k and interpolation λ at each step, while Martins et al. (2022b) attempt to retrieve chunks of tokens from the datastore instead of a single token. Wang et al. (2022a) adopt a lightweight neural network and the cluster-based pruning method to reduce retrieval redundancy. Dai et al. (2023b) improve both decoding speed and storage overhead by dynamically constructing an extremely small datastore and introducing a distance-aware adapter for inference, and further observe the similar behaviours between kNN -based methods and translation memory approaches (Gu et al., 2018; Zhang et al., 2018; Hao et al., 2023).

Despite the great success of the kNN -MT family, the working mechanism of these methods remains an open question. Zhu et al. (2023) analyze the relationship between the datastore and NMT model to better understand the behaviour of kNN -MT. To the best of our knowledge, we are the first to provide a meta-optimization perspective for kNN -MT, i.e., kNN -MT performs implicit gradient descent on the output projection layer.

6 Conclusion

In this paper, we present a new meta-optimization perspective to understand k NN-MT and establish connections between k NN-MT and model fine-tuning. Our results on multi-domain datasets provide strong evidence for the reasonability of this perspective. Additional experiments indicate that (i) incorporating k NN-MT with adapter-based fine-tuning achieves comparable translation quality to entire-model fine-tuning, with better performance on out-of-domain test sets; (ii) k NN-based models suffer from the low recall of in-domain low-frequency words, which could be mitigated by optimizing the representation vectors with lightweight adapter layers. We hope our understanding would have more potential to enlighten k NN-based applications and model design in the future.

Acknowledgements

We would like to thank the anonymous reviewers for their insightful comments. Ruize and Rui are with the MT-Lab, Department of Computer Science and Engineering, School of Electronic Information and Electrical Engineering, and also with the MoE Key Lab of Artificial Intelligence, AI Institute, Shanghai Jiao Tong University, Shanghai 200204, China. Rui is supported by the General Program of National Natural Science Foundation of China (62176153), Shanghai Pujiang Program (21PJ1406800), Shanghai Municipal Science and Technology Major Project (2021SHZDZX0102), the Alibaba-AIR Program (22088682), and the Tencent AI Lab Fund RBFR2023012.

Limitations

In this section, we discuss the limitations and future research directions of our work:

- In the theoretical interpretation of k NN-MT, we adopt a relaxed form of attention in the computation of p_{kNN} and p_{NMT} for qualitative analysis, following the approach of previous work (Irie et al., 2022; Garg et al., 2022; Dai et al., 2023a). Whether this conclusion is suitable for normal attention is not rigorously proven, but empirical results provide strong evidence of the plausibility of this perspective.
- This paper does not include the results of combining other parameter-efficient fine-tuning methods, such as Prefix-tuning (Li and Liang, 2021) and LoRA (Hu et al., 2022), with k NN-MT. But

these methods actually share a similar composition function to optimize the context representations (He et al., 2022). We leave this exploration as the future work.

- The word-level empirical analysis indicates that k NN-based models suffer from the low recall of in-domain low-frequency words. Apart from adapter-based fine-tuning, this issue may be mitigated by enhancing the context representations of low-frequency words via more efficient approaches, e.g., introducing frequency-aware token-level contrastive learning method (Zhang et al., 2022) at the pre-training stage and leveraging large-scale pre-trained models (Devlin et al., 2019; Brown et al., 2020; Guo et al., 2020; Li et al., 2022).
- Theoretical and empirical analysis on k NN-MT actually could be directly applied to nearest neighbor language models (k NN-LM) (Khandelwal et al., 2020). In the future, we would like to follow this research line and do more in-depth explorations on k NN-LM. Moreover, the theoretical analysis in this paper is limited to the last hidden states of NMT and we are also interested in investigating the effectiveness of our analysis on other hidden states of NMT, such as the output of the last attention layer in the decoder (Xu et al., 2023).

References

- Dzmitry Bahdanau, Kyunghyun Cho, and Yoshua Bengio. 2015. [Neural machine translation by jointly learning to align and translate](#). In *3rd International Conference on Learning Representations, ICLR 2015, San Diego, CA, USA, May 7-9, 2015, Conference Track Proceedings*.
- Tom B. Brown, Benjamin Mann, Nick Ryder, Melanie Subbiah, Jared Kaplan, Prafulla Dhariwal, Arvind Neelakantan, Pranav Shyam, Girish Sastry, Amanda Askell, Sandhini Agarwal, Ariel Herbert-Voss, Gretchen Krueger, Tom Henighan, Rewon Child, Aditya Ramesh, Daniel M. Ziegler, Jeffrey Wu, Clemens Winter, Christopher Hesse, Mark Chen, Eric Sigler, Mateusz Litwin, Scott Gray, Benjamin Chess, Jack Clark, Christopher Berner, Sam McCandlish, Alec Radford, Ilya Sutskever, and Dario Amodei. 2020. [Language models are few-shot learners](#). In *Advances in Neural Information Processing Systems 33: Annual Conference on Neural Information Processing Systems 2020, NeurIPS 2020, December 6-12, 2020, virtual*.
- Damai Dai, Yutao Sun, Li Dong, Yaru Hao, Shuming Ma, Zhifang Sui, and Furu Wei. 2023a. [Why can](#)

- GPT learn in-context? language models secretly perform gradient descent as meta-optimizers. In *Findings of the Association for Computational Linguistics: ACL 2023, Toronto, Canada, July 9-14, 2023*, pages 4005–4019. Association for Computational Linguistics.
- Yuhan Dai, Zhirui Zhang, Qiuzhi Liu, Qu Cui, Weihua Li, Yichao Du, and Tong Xu. 2023b. [Simple and scalable nearest neighbor machine translation](#). In *The Eleventh International Conference on Learning Representations, ICLR 2023, Kigali, Rwanda, May 1-5, 2023*. OpenReview.net.
- Jacob Devlin, Ming-Wei Chang, Kenton Lee, and Kristina Toutanova. 2019. [BERT: Pre-training of deep bidirectional transformers for language understanding](#). In *Proceedings of the 2019 Conference of the North American Chapter of the Association for Computational Linguistics: Human Language Technologies, Volume 1 (Long and Short Papers)*, pages 4171–4186, Minneapolis, Minnesota. Association for Computational Linguistics.
- Yichao Du, Weizhi Wang, Zhirui Zhang, Boxing Chen, Tong Xu, Jun Xie, and Enhong Chen. 2022. [Non-parametric domain adaptation for end-to-end speech translation](#). In *Proceedings of the 2022 Conference on Empirical Methods in Natural Language Processing, EMNLP 2022, Abu Dhabi, United Arab Emirates, December 7-11, 2022*, pages 306–320. Association for Computational Linguistics.
- Yichao Du, Zhirui Zhang, Bingzhe Wu, Lemao Liu, Tong Xu, and Enhong Chen. 2023. [Federated nearest neighbor machine translation](#). In *The Eleventh International Conference on Learning Representations, ICLR 2023, Kigali, Rwanda, May 1-5, 2023*. OpenReview.net.
- Angela Fan, Claire Gardent, Chloé Braud, and Antoine Bordes. 2021. [Augmenting Transformers with KNN-Based Composite Memory for Dialog](#). *Transactions of the Association for Computational Linguistics*, 9:82–99.
- Shivam Garg, Dimitris Tsipras, Percy Liang, and Gregory Valiant. 2022. [What can transformers learn in-context? A case study of simple function classes](#). In *NeurIPS*.
- Jiatao Gu, Yong Wang, Kyunghyun Cho, and Victor O. K. Li. 2018. [Search engine guided neural machine translation](#). In *AAAI Conference on Artificial Intelligence*.
- Junliang Guo, Zhirui Zhang, Linli Xu, Hao-Ran Wei, Boxing Chen, and Enhong Chen. 2020. [Incorporating BERT into parallel sequence decoding with adapters](#). In *Advances in Neural Information Processing Systems 33: Annual Conference on Neural Information Processing Systems 2020, NeurIPS 2020, December 6-12, 2020, virtual*.
- Kelvin Guu, Kenton Lee, Zora Tung, Panupong Pasupat, and Ming-Wei Chang. 2020. [Retrieval augmented language model pre-training](#). In *Proceedings of the 37th International Conference on Machine Learning, ICML 2020, 13-18 July 2020, Virtual Event*, volume 119 of *Proceedings of Machine Learning Research*, pages 3929–3938. PMLR.
- Hongkun Hao, Guoping Huang, Lemao Liu, Zhirui Zhang, Shuming Shi, and Rui Wang. 2023. [Rethinking translation memory augmented neural machine translation](#). In *Findings of the Association for Computational Linguistics: ACL 2023, Toronto, Canada, July 9-14, 2023*, pages 2589–2605. Association for Computational Linguistics.
- Hany Hassan, Anthony Aue, Chang Chen, Vishal Chowdhary, Jonathan Clark, Christian Federmann, Xuedong Huang, Marcin Junczys-Dowmunt, William Lewis, Mu Li, Shujie Liu, Tie-Yan Liu, Renqian Luo, Arul Menezes, Tao Qin, Frank Seide, Xu Tan, Fei Tian, Lijun Wu, Shuangzhi Wu, Yingce Xia, Dongdong Zhang, Zhirui Zhang, and Ming Zhou. 2018. [Achieving human parity on automatic chinese to english news translation](#). *CoRR*, abs/1803.05567.
- Junxian He, Graham Neubig, and Taylor Berg-Kirkpatrick. 2021. [Efficient nearest neighbor language models](#). In *Conference on Empirical Methods in Natural Language Processing*.
- Junxian He, Chunting Zhou, Xuezhe Ma, Taylor Berg-Kirkpatrick, and Graham Neubig. 2022. [Towards a unified view of parameter-efficient transfer learning](#). In *The Tenth International Conference on Learning Representations, ICLR 2022, Virtual Event, April 25-29, 2022*. OpenReview.net.
- Neil Houlsby, Andrei Giurgiu, Stanislaw Jastrzebski, Bruna Morrone, Quentin de Laroussilhe, Andrea Gesmundo, Mona Attariyan, and Sylvain Gelly. 2019. [Parameter-efficient transfer learning for NLP](#). In *Proceedings of the 36th International Conference on Machine Learning, ICML 2019, 9-15 June 2019, Long Beach, California, USA*, volume 97 of *Proceedings of Machine Learning Research*, pages 2790–2799. PMLR.
- Edward J Hu, yelong shen, Phillip Wallis, Zeyuan Allen-Zhu, Yuanzhi Li, Shean Wang, Lu Wang, and Weizhu Chen. 2022. [LoRA: Low-rank adaptation of large language models](#). In *International Conference on Learning Representations*.
- Kazuki Irie, Róbert Csordás, and Jürgen Schmidhuber. 2022. [The dual form of neural networks revisited: Connecting test time predictions to training patterns via spotlights of attention](#). In *International Conference on Machine Learning, ICML 2022, 17-23 July 2022, Baltimore, Maryland, USA*, volume 162 of *Proceedings of Machine Learning Research*, pages 9639–9659. PMLR.
- Qingnan Jiang, Mingxuan Wang, Jun Cao, Shanbo Cheng, Shujian Huang, and Lei Li. 2021. [Learning](#)

- kernel-smoothed machine translation with retrieved examples. In *Proceedings of the 2021 Conference on Empirical Methods in Natural Language Processing*, pages 7280–7290, Online and Punta Cana, Dominican Republic. Association for Computational Linguistics.
- Urvashi Khandelwal, Angela Fan, Dan Jurafsky, Luke Zettlemoyer, and Mike Lewis. 2021. [Nearest neighbor machine translation](#). In *9th International Conference on Learning Representations, ICLR 2021, Virtual Event, Austria, May 3-7, 2021*. OpenReview.net.
- Urvashi Khandelwal, Omer Levy, Dan Jurafsky, Luke Zettlemoyer, and Mike Lewis. 2020. [Generalization through memorization: Nearest neighbor language models](#). In *8th International Conference on Learning Representations, ICLR 2020, Addis Ababa, Ethiopia, April 26-30, 2020*. OpenReview.net.
- Diederik P. Kingma and Jimmy Ba. 2015. [Adam: A method for stochastic optimization](#). In *3rd International Conference on Learning Representations, ICLR 2015, San Diego, CA, USA, May 7-9, 2015, Conference Track Proceedings*.
- Patrick S. H. Lewis, Ethan Perez, Aleksandra Piktus, Fabio Petroni, Vladimir Karpukhin, Naman Goyal, Heinrich Küttler, Mike Lewis, Wen-tau Yih, Tim Rocktäschel, Sebastian Riedel, and Douwe Kiela. 2020. [Retrieval-augmented generation for knowledge-intensive NLP tasks](#). In *Advances in Neural Information Processing Systems 33: Annual Conference on Neural Information Processing Systems 2020, NeurIPS 2020, December 6-12, 2020, virtual*.
- Jiahuan Li, Shanbo Cheng, Zewei Sun, Mingxuan Wang, and Shujian Huang. 2022. [Better datastore, better translation: Generating datastores from pre-trained models for nearest neural machine translation](#). *CoRR*, abs/2212.08822.
- Xiang Lisa Li and Percy Liang. 2021. [Prefix-tuning: Optimizing continuous prompts for generation](#). *Proceedings of the 59th Annual Meeting of the Association for Computational Linguistics and the 11th International Joint Conference on Natural Language Processing (Volume 1: Long Papers)*, abs/2101.00190.
- Pedro Martins, Zita Marinho, and André FT Martins. 2022a. Efficient machine translation domain adaptation. In *Proceedings of the 1st Workshop on Semiparametric Methods in NLP: Decoupling Logic from Knowledge*, pages 23–29.
- Pedro Henrique Martins, Zita Marinho, and André F. T. Martins. 2022b. [Chunk-based nearest neighbor machine translation](#). In *Proceedings of the 2022 Conference on Empirical Methods in Natural Language Processing*, pages 4228–4245, Abu Dhabi, United Arab Emirates. Association for Computational Linguistics.
- Yuxian Meng, Xiaoya Li, Xiayu Zheng, Fei Wu, Xiaofei Sun, Tianwei Zhang, and Jiwei Li. 2022. [Fast nearest neighbor machine translation](#). In *Findings of the Association for Computational Linguistics: ACL 2022*, pages 555–565, Dublin, Ireland. Association for Computational Linguistics.
- Nathan Ng, Kyra Yee, Alexei Baevski, Myle Ott, Michael Auli, and Sergey Edunov. 2019. [Facebook FAIR’s WMT19 news translation task submission](#). In *Proceedings of the Fourth Conference on Machine Translation (Volume 2: Shared Task Papers, Day 1)*, pages 314–319, Florence, Italy. Association for Computational Linguistics.
- Feng Nie, Meixi Chen, Zhirui Zhang, and Xu Cheng. 2022. [Improving few-shot performance of language models via nearest neighbor calibration](#). *CoRR*, abs/2212.02216.
- Myle Ott, Sergey Edunov, Alexei Baevski, Angela Fan, Sam Gross, Nathan Ng, David Grangier, and Michael Auli. 2019. [fairseq: A fast, extensible toolkit for sequence modeling](#). In *Proceedings of the 2019 Conference of the North American Chapter of the Association for Computational Linguistics (Demonstrations)*, pages 48–53, Minneapolis, Minnesota. Association for Computational Linguistics.
- Kishore Papineni, Salim Roukos, Todd Ward, and Wei-Jing Zhu. 2002. [Bleu: a method for automatic evaluation of machine translation](#). In *Proceedings of the 40th Annual Meeting of the Association for Computational Linguistics*, pages 311–318, Philadelphia, Pennsylvania, USA. Association for Computational Linguistics.
- Rico Sennrich, Barry Haddow, and Alexandra Birch. 2016. [Neural machine translation of rare words with subword units](#). In *Proceedings of the 54th Annual Meeting of the Association for Computational Linguistics (Volume 1: Long Papers)*, pages 1715–1725, Berlin, Germany. Association for Computational Linguistics.
- David Thulke, Nico Daheim, Christian Dugast, and Hermann Ney. 2021. [Efficient retrieval augmented generation from unstructured knowledge for task-oriented dialog](#). *CoRR*, abs/2102.04643.
- Ashish Vaswani, Noam Shazeer, Niki Parmar, Jakob Uszkoreit, Llion Jones, Aidan N. Gomez, Lukasz Kaiser, and Illia Polosukhin. 2017. [Attention is all you need](#). In *Advances in Neural Information Processing Systems 30: Annual Conference on Neural Information Processing Systems 2017, NeurIPS 2017, December 4-9, 2017, Long Beach, CA, USA*, pages 5998–6008.
- Dexin Wang, Kai Fan, Boxing Chen, and Deyi Xiong. 2022a. [Efficient cluster-based k-nearest-neighbor machine translation](#). In *Proceedings of the 60th Annual Meeting of the Association for Computational Linguistics (Volume 1: Long Papers)*, pages 2175–2187, Dublin, Ireland. Association for Computational Linguistics.

- Dongqi Wang, Haoran Wei, Zhirui Zhang, Shujian Huang, Jun Xie, and Jiajun Chen. 2022b. [Non-parametric online learning from human feedback for neural machine translation](#). In *Thirty-Sixth AAAI Conference on Artificial Intelligence, AAAI 2022, Thirty-Fourth Conference on Innovative Applications of Artificial Intelligence, IAAI 2022, The Twelveth Symposium on Educational Advances in Artificial Intelligence, EAAI 2022 Virtual Event, February 22 - March 1, 2022*, pages 11431–11439. AAAI Press.
- Weizhi Wang, Li Dong, Hao Cheng, Xiaodong Liu, Xifeng Yan, Jianfeng Gao, and Furu Wei. 2023. [Augmenting language models with long-term memory](#). *ArXiv*, abs/2306.07174.
- Lee Xiong, Chenyan Xiong, Ye Li, Kwok-Fung Tang, Jialin Liu, Paul N. Bennett, Junaid Ahmed, and Arnold Overwijk. 2021. [Approximate nearest neighbor negative contrastive learning for dense text retrieval](#). In *9th International Conference on Learning Representations, ICLR 2021, Virtual Event, Austria, May 3-7, 2021*. OpenReview.net.
- Frank F. Xu, Uri Alon, and Graham Neubig. 2023. [Why do nearest neighbor language models work?](#) In *International Conference on Machine Learning, ICML 2023, 23-29 July 2023, Honolulu, Hawaii, USA*, volume 202 of *Proceedings of Machine Learning Research*, pages 38325–38341. PMLR.
- Jingyi Zhang, Masao Utiyama, Eiichiro Sumita, Graham Neubig, and Satoshi Nakamura. 2018. [Guiding neural machine translation with retrieved translation pieces](#). In *Proceedings of the 2018 Conference of the North American Chapter of the Association for Computational Linguistics: Human Language Technologies, NAACL-HLT 2018, New Orleans, Louisiana, USA, June 1-6, 2018, Volume 1 (Long Papers)*, pages 1325–1335. Association for Computational Linguistics.
- Tong Zhang, Wei Ye, Baosong Yang, Long Zhang, Xingzhang Ren, Dayiheng Liu, Jinan Sun, Shikun Zhang, Haibo Zhang, and Wen Zhao. 2022. [Frequency-aware contrastive learning for neural machine translation](#). In *Thirty-Sixth AAAI Conference on Artificial Intelligence, AAAI 2022, Thirty-Fourth Conference on Innovative Applications of Artificial Intelligence, IAAI 2022, The Twelveth Symposium on Educational Advances in Artificial Intelligence, EAAI 2022 Virtual Event, February 22 - March 1, 2022*, pages 11712–11720. AAAI Press.
- Xin Zheng, Zhirui Zhang, Junliang Guo, Shujian Huang, Boxing Chen, Weihua Luo, and Jiajun Chen. 2021a. [Adaptive nearest neighbor machine translation](#). In *Proceedings of the 59th Annual Meeting of the Association for Computational Linguistics and the 11th International Joint Conference on Natural Language Processing (Volume 2: Short Papers)*, pages 368–374, Online. Association for Computational Linguistics.
- Xin Zheng, Zhirui Zhang, Shujian Huang, Boxing Chen, Jun Xie, Weihua Luo, and Jiajun Chen. 2021b. [Non-parametric unsupervised domain adaptation for neural machine translation](#). In *Findings of the Association for Computational Linguistics: EMNLP 2021*, pages 4234–4241, Punta Cana, Dominican Republic. Association for Computational Linguistics.
- Wenhao Zhu, Shujian Huang, Yunzhe Lv, Xin Zheng, and Jiajun Chen. 2023. [What knowledge is needed? towards explainable memory for knn-mt domain adaptation](#). In *Findings of the Association for Computational Linguistics: ACL 2023, Toronto, Canada, July 9-14, 2023*, pages 2824–2836. Association for Computational Linguistics.

A Appendix

A.1 Derivation Process of ΔW_{FT}

According to the chain rule, the updated matrix ΔW_{FT} is calculated as follows:

$$\begin{aligned}
\Delta W_{\text{FT}} &= \frac{\partial \mathcal{L}(W_{\text{O}})}{\partial W_{\text{O}}} \\
&= \sum_{j=1}^k \frac{\partial(\mathcal{V}_j^{m\top} \log(\text{softmax}(W_{\text{O}} \mathcal{K}_j^m)))}{\partial W_{\text{O}}} \\
&\quad - \frac{\alpha}{2} \cdot \frac{\partial(\|W_{\text{O}}\|^2)}{\partial W_{\text{O}}} \\
&= \sum_{j=1}^k \frac{\partial(\mathcal{V}_j^{m\top} \log(\text{softmax}(\mathcal{Z}_j^m)))}{\partial \mathcal{Z}_j^m} \cdot \frac{\partial \mathcal{Z}_j^m}{\partial W_{\text{O}}} \quad (16) \\
&\quad - \alpha \cdot W_{\text{O}} \\
&= \sum_{j=1}^k \frac{\partial(\mathcal{V}_j^{m\top} \log(\text{softmax}(\mathcal{Z}_j^m)))}{\partial \mathcal{Z}_j^m} \mathcal{K}_j^{m\top} \\
&\quad - \alpha \cdot W_{\text{O}},
\end{aligned}$$

where $\mathcal{Z}_j^m = W_{\text{O}} \mathcal{K}_j^m$ and $\frac{\partial \mathcal{Z}_j^m}{\partial W_{\text{O}}} = \mathcal{K}_j^{m\top}$. Then we provide the derivation process for the rest part. Assume that l denotes the vocabulary index of \mathcal{V}_j^m , p_i is the i -th probability computed by $\text{softmax}(\mathcal{Z}_j^m)$ and z_i stand for the i -th value of the vector \mathcal{Z}_j^m . The calculation of $\mathcal{F} = \mathcal{V}_j^{m\top} \log(\text{softmax}(\mathcal{Z}_j^m))$ can be re-written as $\mathcal{F} = \log(p_l)$. When $i = l$, the partial derivative of \mathcal{F} to z_i is calculated as:

$$\begin{aligned}
\frac{\partial \mathcal{F}}{\partial z_i} &= \frac{1}{p_l} \cdot \frac{\partial p_l}{\partial z_i} = \frac{1}{p_l} \cdot \frac{\partial(\frac{e^{z_i}}{\sum_{k=1}^{|\mathcal{V}|} e^{z_k}})}{\partial z_i} \\
&= \frac{1}{p_l} \cdot \frac{e^{z_i} (\sum_{k=1}^{|\mathcal{V}|} e^{z_k}) - (e^{z_i})^2}{(\sum_{k=1}^{|\mathcal{V}|} e^{z_k})^2} \quad (17) \\
&= \frac{1}{p_l} \cdot (p_l - p_l^2) = 1 - p_i.
\end{aligned}$$

If $i \neq l$, we have:

$$\begin{aligned}
\frac{\partial \mathcal{F}}{\partial z_i} &= \frac{1}{p_l} \cdot \frac{\partial p_l}{\partial z_i} = \frac{1}{p_l} \cdot \frac{\partial(\frac{e^{z_l}}{\sum_{k=1}^{|\mathcal{V}|} e^{z_k}})}{\partial z_i} \\
&= \frac{1}{p_l} \cdot \frac{-e^{z_l} \cdot e^{z_i}}{(\sum_{k=1}^{|\mathcal{V}|} e^{z_k})^2} \quad (18) \\
&= \frac{1}{p_l} \cdot -p_l \cdot p_i = 0 - p_i.
\end{aligned}$$

Combining the above equations, we have:

$$\frac{\partial \mathcal{F}}{\partial \mathcal{Z}_j^m} = \mathcal{V}_j^m - \mathcal{P}_j^m, \quad (19)$$

	IT	Law	Medical	Koran	IWSLT
Train	222,927	467,309	248,009	17,982	160,239
Dev	2,000	2,000	2,000	2,000	7,283
Test	2,000	2,000	2,000	2,000	6,750

Table 4: Sentence statistics of multi-domain datasets.

	IT	Law	Medical	Koran	IWSLT	
Dataset Size	3.84M	19.5M	7.15M	542K	3.96M	
IP	k	8	4	4	16	32
	λ	0.6	0.8	0.7	0.8	0.5
	T	20	10	20	30	20
L2	k	8	4	4	16	32
	λ	0.7	0.8	0.8	0.8	0.5
	T	10	10	10	100	50

Table 5: The datastore size (number of tokens) and hyper-parameter choices (i.e., k , λ and T) of k NN-MT (IP) and k NN-MT (L2) in each domain.

where \mathcal{V}_j^m is the one-hot vector whose the l -th value is 1, and $\mathcal{P}_j^m = \text{softmax}(W_{\text{O}} \mathcal{K}_j^m)$ is the whole vector of prediction probability. Finally, the Equation 16 is re-written as:

$$\begin{aligned}
\Delta W_{\text{FT}} &= \sum_{j=1}^k \frac{\partial \mathcal{V}_j^{m\top} \log(\text{softmax}(\mathcal{Z}_j^m))}{\partial \mathcal{Z}_j^m} \mathcal{K}_j^{m\top} \\
&\quad - \alpha \cdot W_{\text{O}} \\
&= \sum_{j=1}^k (\mathcal{V}_j^m - \mathcal{P}_j^m) \mathcal{K}_j^{m\top} - \alpha \cdot W_{\text{O}} \\
&= (\mathcal{V}_m - \mathcal{P}_m) \mathcal{K}_m^{\top} - \alpha \cdot W_{\text{O}}. \quad (20)
\end{aligned}$$

A.2 Dataset Statistics

We adopt a multi-domain dataset and consider domains including IT, Medical, Koran and Law, together with IWSLT'14 German-English (DE-EN) dataset in all our experiments. The sentence statistics of datasets are illustrated in Table 4. For the data preprocessing, we use the Moses toolkit to tokenize the sentences and split the words into subword units (Sennrich et al., 2016) using the bpe-codes provided by Ng et al. (2019).

A.3 Datastore Size and Hyper-parameters

The datastore size of each domain and the choices of hyper-parameters in k NN-MT are shown in Table 5, in which we consider grid search on $k \in \{2, 4, 8, 16, 32\}$, $\lambda \in \{0.1, 0.2, \dots, 0.8, 0.9\}$ and $T \in \{5, 10, 20, 50, 100, 150, 200\}$. We maintain the same hyper-parameters for AK-MT but set $k_{\text{max}} = 16$. For OPL-FT, we perform a grid search to find the best learning rate lr . The search range

Dataset	IT	Law	Medical	Koran	IWSLT
<i>lr</i>	4e-3	6e-3	6e-3	2e-3	1e-3

Table 6: The optimal learning rates for explicit OPL fine-tuning based on the perplexity of the validation set.

for all datasets is the same. The search base values are $\{1, 2, 3, 4, 5, 6, 7, 8, 9\}$ and we scale them to $1e-1$, $1e-2$, $1e-3$ and $1e-4$ times, i.e., we have $9 \times 4 = 36$ values to search. In Table 6, we present the details of the selected learning rates on five datasets. Once we obtain the optimal learning rate, the hyperparameter $\alpha \in \{0, 0.01, 0.05, 0.1, 0.5, 1, 5, 10\}$ is further selected by the perplexity on the validation set of each domain.

A.4 Translation Performance on Out-of-Domain Test Sets

As shown in Table 7, we report the whole out-of-domain results for the experiment in Section 4.2.

A.5 Translation Performance of Recent Advancements in k NN-MT

We provide a comprehensive comparison of translation performance between recent advancements in k NN-MT and the methods mentioned in section 4.2. The results are shown in Table 8. The results of FK-MT, EK-MT, CK-MT and SK-MT are excerpted from Dai et al. (2023b).

A.6 More Details of Word-Level Analysis

We report the overall P/R/F1 results on multi-domain test sets in Table 9. Compared with precision and F1 score, the defect of k NN-MT is more obvious on word recall. In addition, as shown in Table 10, we focus on words with $\gamma(w) \geq 5$ and calculate word recalls in different buckets based on word frequency. For the nearest-neighbors analysis, in addition to the non-retrieval rate mentioned in section 4.3, we evaluate the following metrics: ① **Gold Rank/Gold Dist**: the average gold label rank/distance in the top- k list, while taking the rank and distance of the last word in the top- k list (i.e., the farthest neighbor) if unretrieved; ② **#Gold Labels**: the average number of gold labels in the top- k list; ③ **#Labels**: the average distinct labels in the top- k list, indicating the diversity. For in-domain words ($\gamma(w) \geq 5$), the detailed results of k -nearest-neighbors analysis in above metrics are shown in Table 11. We observe that after adapter-based fine-tuning, the non-retrieval rate is reduced as the average distance of the gold label increases.

Model	# Params	IT	Law	Medical	Koran	IWSLT	Avg.
NMT	-	35.10	32.54	34.74	38.55	35.87	35.36
OPL-FT	43.03M	23.56	21.01	22.81	6.97	23.73	19.62
k NN-MT	-	22.55	13.51	12.69	8.49	31.70	17.79
AK-MT	-	32.87	27.79	29.36	33.80	34.62	31.69
Adapter($r = 64$)	3.96M	33.08	30.06	30.63	32.33	32.60	31.74
Adapter($r = 128$)	7.90M	32.87	29.51	30.23	31.58	32.20	31.28
Adapter($r = 256$)	15.77M	32.67	28.45	30.09	31.95	32.14	31.06
FT	269.75M	14.92	19.06	21.87	27.60	30.75	22.84
AK-MT _{Adapter($r=256$)}	15.77M	31.70	26.89	27.51	30.00	31.40	29.50

Table 7: The BLEU score (%) of all models on out-of-domain (OOD) test sets, including IT, Law, Medical, Koran, and IWSLT. “# Params” refers to the number of fine-tuned parameters. The test sets of the other four domains are integrated as OOD test sets for each domain and “Avg.” represents the average performance of all models on OOD test sets.

Model	IT	Law	Medical	Koran	Avg.
NMT	38.4	45.5	40.1	16.3	35.0
k NN-MT (Khandelwal et al., 2021)	45.6	61.6	53.8	20.7	45.4
FK-MT* (Meng et al., 2022)	45.5	56.0	53.6	21.2	44.1
EK-MT* (Martins et al., 2022a)	44.4	57.8	51.9	20.1	43.6
CK-MT* (Martins et al., 2022b)	44.2	59.7	53.1	19.3	44.1
SK-MT* (Dai et al., 2023b)	46.2	62.3	57.6	19.5	46.4
AK-MT (Zheng et al., 2021a)	47.4	63.3	56.4	20.8	47.0
AK-MT _{Adapter($r=256$)}	49.3	64.4	57.3	23.0	48.6

Table 8: The BLEU score (%) of recent advancements in k NN-MT and the methods mentioned in section 4.2 on multi-domain test sets, including IT, Law, Medical and Koran.

$\gamma(w)$	NMT	kNN-MT	AK-MT	AK-MT _A	FT
IT					
0~1	0.597/0.632/0.614	0.672/0.656/0.664	0.709/ 0.681 /0.695	0.743 /0.676/ 0.708	0.730/0.673/0.700
1~2	0.764/0.746/0.755	0.815/0.764/0.789	0.815/0.775/0.795	0.837/0.778/0.806	0.818/0.773/0.795
2~5	0.680/0.660/0.670	0.724/0.701/0.712	0.740/0.710/0.725	0.761/0.726/0.744	0.757/ 0.726 /0.741
5~	0.634/0.608/0.621	0.699/0.681/0.690	0.714/0.707/0.711	0.735/0.750/0.742	0.746/ 0.750/0.748
SUM	0.676/0.668/0.672	0.736/0.702/0.719	0.750/0.724/0.737	0.774/0.738/0.755	0.767/0.735/0.751
Law					
0~1	0.724/0.730/0.727	0.784/0.788/0.786	0.830/0.808/0.819	0.850 /0.810/ 0.829	0.835/ 0.813 /0.824
1~2	0.820/0.805/0.812	0.875/0.862/0.868	0.884/0.872/0.878	0.891/0.875/0.883	0.885/0.869/0.877
2~5	0.792/0.756/0.774	0.851/0.840/0.845	0.869 /0.848/0.859	0.868/ 0.860/0.864	0.867/0.858/0.863
5~	0.787/0.704/0.743	0.838/0.814/0.826	0.852/0.820/0.836	0.854/0.833/0.844	0.856/0.835/0.845
SUM	0.782/0.753/0.767	0.839/0.828/0.833	0.860/0.840/0.850	0.867/0.846/0.857	0.862/0.845/0.854
Medical					
0~1	0.640/0.651/0.646	0.695/0.716/0.705	0.770/0.713/0.740	0.797 /0.715/ 0.753	0.772/ 0.725 /0.748
1~2	0.737/0.729/0.733	0.797/0.764/0.780	0.822/0.789/0.805	0.837/0.795/0.816	0.814/ 0.795 /0.804
2~5	0.777/0.731/0.753	0.819/0.771/0.794	0.848/0.794/0.820	0.853 /0.796/ 0.823	0.838/ 0.801 /0.819
5~	0.732/0.654/0.691	0.792/0.715/0.752	0.817 /0.770/0.793	0.815/0.781/0.798	0.809/ 0.790/0.799
SUM	0.716/0.684/0.699	0.774/0.727/0.750	0.812/0.763/0.787	0.822 /0.769/ 0.795	0.806/ 0.776 /0.790
Koran					
0~1	0.261/0.252/0.256	0.677/ 0.570/0.619	0.645/0.553/0.595	0.677/0.556/0.611	0.679 /0.562/0.615
1~2	0.292/0.259/0.275	0.680/0.598/0.636	0.673/0.597/0.633	0.699 /0.605/0.649	0.693/ 0.616/0.652
2~5	0.070/0.067/0.068	0.562/0.548/0.555	0.566/0.547/0.557	0.596 /0.569/0.582	0.590/ 0.577/0.583
5~	0.082/0.078/0.080	0.554/0.521/0.537	0.548/0.525/0.536	0.582 /0.549/0.565	0.575/ 0.556/0.566
SUM	0.175/0.165/0.170	0.612/0.557/0.583	0.604/0.554/0.578	0.635 /0.568/0.600	0.630/ 0.577/0.602
IWSLT					
0~1	0.687/ 0.732 /0.709	0.722/0.714/0.718	0.710/0.724/0.717	0.746 /0.716/ 0.731	0.742/0.718/0.730
1~2	0.789/0.786/0.787	0.801/0.792/0.796	0.800/0.793/0.796	0.813 /0.797/ 0.805	0.809/ 0.799 /0.804
2~5	0.724/0.685/0.704	0.728/0.688/0.707	0.731/0.690/0.710	0.733 /0.700/ 0.716	0.729/ 0.704/0.716
5~	0.798 /0.591/0.679	0.776/0.645/0.704	0.788/0.635/0.703	0.745/0.703/ 0.724	0.736/ 0.705 /0.720
SUM	0.744/0.716/0.730	0.757/0.722/0.739	0.756/0.724/0.739	0.765 /0.736/ 0.750	0.760/ 0.738 /0.749

Table 9: Overall P/R/F1 of all models on multi-domain test sets, in which we count P/R/F1 in different buckets based on the domain-specific degree of each word $\gamma(w)$. AK-MT_A is the brief description of AK-MT_{Adapter(r=256)}.

	# Words	NMT	k NN-MT	AK-MT	AK-MT _A	FT
IT						
top 1%	993	0.751	0.767	0.786	0.809	0.802
top 1~5%	1,223	0.707	0.748	0.761	0.764	0.772
top 5~20%	1,492	0.591	0.705	0.718	0.747	0.743
top 20~100%	2,239	0.501	0.638	0.651	0.720	0.722
Law						
top 1%	4,896	0.870	0.937	0.944	0.948	0.943
top 1~5%	4,013	0.684	0.806	0.816	0.833	0.836
top 5~20%	3,473	0.671	0.789	0.799	0.809	0.806
top 20~100%	2,736	0.492	0.636	0.652	0.674	0.695
Medical						
top 1%	2,896	0.765	0.815	0.838	0.844	0.844
top 1~5%	2,676	0.621	0.740	0.755	0.768	0.779
top 5~20%	2,937	0.633	0.748	0.772	0.769	0.774
top 20~100%	4,339	0.618	0.717	0.738	0.761	0.776
Koran						
top 1%	5,727	0.183	0.749	0.722	0.726	0.737
top 1~5%	3,502	0.023	0.505	0.486	0.521	0.545
top 5~20%	2,669	0.003	0.430	0.432	0.468	0.468
top 20~100%	2,685	0.001	0.234	0.255	0.294	0.282
IWSLT						
top 1%	9,774	0.669	0.751	0.718	0.790	0.791
top 1~5%	5,856	0.519	0.599	0.566	0.634	0.640
top 5~20%	2,243	0.540	0.565	0.563	0.608	0.603
top 20~100%	1,497	0.522	0.547	0.552	0.623	0.631

Table 10: The word recall of all models on multi-domain test sets, in which we focus on words with $\gamma(w) \geq 5$ and calculate word recalls in different buckets based on word frequency. “# Words” denotes the total number of examples in different buckets. AK-MT_A is the brief description of AK-MT_{Adapter($r=256$)}.

	Unretrieved% (\downarrow)		Gold Rank (\downarrow) / Gold Dist (\downarrow)		#Gold Labels (\uparrow)		#Labels (\downarrow)	
	AK-MT	AK-MT _A	AK-MT	AK-MT _A	AK-MT	AK-MT _A	AK-MT	AK-MT _A
IT								
top 1%	8.26%	7.55%	2.89 / 59.20	2.55 / 69.23	11.43	12.18	3.27	2.68
top 1~5%	12.35%	11.61%	3.25 / 65.46	3.10 / 83.58	10.04	10.70	3.75	3.28
top 5~20%	14.75%	13.74%	3.19 / 69.25	2.98 / 79.91	10.06	10.83	3.61	3.13
top 20~100%	20.63%	15.36%	2.94 / 90.12	2.52 / 100.98	9.55	10.88	3.56	2.79
Law								
top 1%	1.90%	1.92%	1.44 / 29.28	1.42 / 23.56	14.19	14.46	1.73	1.59
top 1~5%	5.14%	5.17%	2.16 / 50.90	2.08 / 51.74	11.92	12.34	2.61	2.36
top 5~20%	6.06%	5.54%	2.12 / 59.40	2.01 / 61.43	11.97	12.41	2.56	2.30
top 20~100%	10.72%	8.44%	1.94 / 89.54	1.75 / 90.28	12.05	12.83	2.34	1.98
Medical								
top 1%	5.52%	4.97%	2.17 / 53.94	2.07 / 62.05	12.15	12.56	2.89	2.55
top 1~5%	9.68%	7.59%	2.46 / 61.28	2.22 / 72.97	11.32	11.94	3.01	2.72
top 5~20%	9.87%	8.41%	2.24 / 60.43	2.13 / 68.29	12.08	12.58	2.62	2.37
top 20~100%	16.80%	13.55%	2.31 / 82.42	2.08 / 91.77	11.38	12.20	2.64	2.28
Koran								
top 1%	7.81%	6.95%	3.00 / 62.56	2.68 / 92.52	9.85	10.79	4.07	3.21
top 1~5%	18.10%	15.13%	4.48 / 74.33	3.99 / 116.09	7.39	8.26	5.01	4.21
top 5~20%	20.57%	16.90%	4.31 / 83.25	3.80 / 124.37	7.45	8.35	4.86	4.15
top 20~100%	32.85%	27.15%	4.33 / 125.08	3.87 / 176.16	5.63	6.50	5.38	4.66
IWSLT								
top 1%	8.44%	8.28%	3.11 / 54.43	2.99 / 51.16	10.92	11.27	3.08	2.81
top 1~5%	16.62%	16.26%	4.53 / 79.06	4.45 / 82.59	8.45	8.75	4.48	4.10
top 5~20%	17.92%	17.79%	4.74 / 83.92	4.60 / 88.23	8.01	8.26	4.55	4.20
top 20~100%	25.78%	23.11%	3.29 / 117.77	3.09/129.62	8.41	8.92	4.00	3.67

Table 11: Detailed results of k -nearest-neighbors analysis of in-domain words ($\gamma(w) \geq 5$) on multi-domain test sets. AK-MT_A is the brief description of AK-MT_{Adapter($r=256$)}.