

# Inducing Semantic Micro-Clusters from Deep Multi-View Representations of Novels

Lea Frermann

University of Edinburgh \*  
l.frermann@ed.ac.uk

György Szarvas

Amazon Development Center Germany GmbH  
szarvasg@amazon.de

## Abstract

Automatically understanding the plot of novels is important both for informing literary scholarship and applications such as summarization or recommendation. Various models have addressed this task, but their evaluation has remained largely intrinsic and qualitative. Here, we propose a principled and scalable framework leveraging expert-provided semantic tags (e.g., *mystery*, *pirates*) to evaluate plot representations in an extrinsic fashion, assessing their ability to produce locally coherent groupings of novels (*micro-clusters*) in model space. We present a deep recurrent autoencoder model that learns richly structured *multi-view* plot representations, and show that they i) yield better micro-clusters than less structured representations; and ii) are interpretable, and thus useful for further literary analysis or labelling of the emerging micro-clusters.

## 1 Introduction

For the literature aficionado, the quest for the next novel to read can be daunting: the sheer number of novels of different styles, topics and genres is difficult to navigate. It is intuitively clear that readers select novels based on specific but potentially diverse and structured preferences (e.g., they might prefer novels of a particular theme (*small-town romance*), mood (*dark*) or based on character types (*grumpy boss*), character relations (*love*, *enmity*) and their development). These preferences also manifest in the organization of online book stores or recommendation platforms.<sup>1</sup> For example, the

\* Work done while the first author was an intern at Amazon (ADC Germany GmbH, Berlin).

<sup>1</sup>E.g., [www.amazon.com](http://www.amazon.com) or [www.goodreads.com](http://www.goodreads.com)

Amazon book catalog contains semantic tags provided by experts (publishers), including labels of character types (*pirates*) or theme (*secret baby romance*) to aid focused search for novels of interest.

Although these tags are already fairly granular, many cover large sets of novels (e.g., the tag *secret baby romance* covers almost 4,000 novels), limiting their utility for exhaustive exploration and call for even finer grained micro-groupings. Can we instead *automatically* induce fine-grained novel clusters in an unsupervised, data-driven way?

We propose a framework to learn structured, interpretable book representations that capture different aspects of the plot, and verify that such representations are rich enough to support downstream tasks like generating interpretable book groupings. A real-world application of this work is content-based book recommendation based on diverse and interpretable book characteristics. Content-based recommendation has been criticized by the limited complexity of typically employed features (*limited content analysis*; Lops et al. (2011); Adomavicius and Tuzhilin (2005)). This work addresses this problem by inducing complex, structured and interpretable representations. Our contributions are two-fold.

First, assuming that richly *structured* book tags call for rich content representations (which expert taggers arguably possess), we describe a deep unsupervised model for learning *multi-view* representations of novel plots. We use the term *view* to refer to specific types of plot characteristics (e.g., pertaining to events, characters or mood), and *multi-view* to refer to combinations of these views. We use multi-view book representations to construct meaningful and locally coherent neighbourhoods in model space, which we will refer to as *micro-clusters*. To this end, we extend a recent autoencoder model (Iyyer et al., 2016) to learn multi-view representations of books. Our model

encodes properties of characters (view  $v_1$ ), relations between characters (view  $v_2$ ), and their respective trajectories over the plot.<sup>2</sup> View-specific encodings are learnt in an unsupervised way from raw text as separate sets of word clusters which are jointly optimized to encode *relevant* and *distinct* information. These properties are crucial for applications such as book recommendation, because they allow to i) explain why particular books are similar based on the inferred latent structure and ii) find similarities based on important and distinct aspects of a novel (character types or interactions). Our framework of unsupervised multi-view learning is very flexible and can straightforwardly be applied to learn arbitrary kinds and numbers of views from raw text.

Secondly, we propose an empirical evaluation framework. Before we can use models to *extend* existing categories as discussed above, it must be shown that the representations capture *existing* associations. To this end, we investigate whether micro-clusters derived from induced representations resemble reference clusters defined as groups of novels sharing tags in the Amazon catalog. While automatic induction of plot representations has attracted considerable attention (see Jockers (2013)), evaluation has remained largely qualitative and intrinsic. To the best of our knowledge, we are the first to investigate the utility of automatically induced plot representations on an extrinsic task at scale. We evaluate micro-clusters as local neighbourhoods in model space containing 10,000 novels under 50 reference tags.

We show that rich multi-view representations produce better micro-clusters compared to competitive but simpler models, and that interpretability of the learnt representations is not compromised despite the more complex objective. We also qualitatively demonstrate that high-quality micro-clusters emerge from a smaller, more homogeneous data set of Gutenberg<sup>3</sup> novels.

## 2 Related Work

Automatically learning representations of book plots, as structured summaries of their content, has attracted much attention (cf, Jockers (2013) for a review). Unsupervised models have been

proposed which, given raw text, extract prototypical event structure (McIntyre and Lapata, 2010; Chambers and Jurafsky, 2009), prototypical characters (Bamman et al., 2013, 2014; Elsner, 2012) and their social networks (Elson et al., 2010).

Other work focused on the *dynamics* of a plot, learning trajectories of relations between two characters (Iyyer et al., 2016; Chaturvedi et al., 2017). Iyyer et al. (2016) combine dictionary learning (Olshausen and Field, 1997) with deep recurrent autoencoders to learn interpretable character relationship descriptors. They show that their deep model learns better representations than conceptually similar topic models (Gruber et al., 2007; Chang et al., 2009). Here, we extend the model of Iyyer et al. (2016) to simultaneously induce multiple views on the plot.

Methodologically, our work falls into the class of multi-view learning, and we propose a novel formulation of the model objective which encourages encoding of *distinct* information in the views. Our objective function is inspired by prior work in multi-task learning and deep domain adaptation for classification (Ganin and Lempitsky, 2015; Ganin et al., 2016). They train neural networks to simultaneously learn classifiers which are accurate on their target task and are agnostic about feature fluctuation pertaining to domain shift. We adapt this idea to unsupervised models with a reconstruction objective and learn multi-view representations which efficiently encode the input data and, at the same time, learn to *only* encode information relevant for the particular view.

Evaluating induced plot representations is notoriously difficult. Most evaluation has resorted to manual inspection, or crowd-sourced human judgments of the coherence and interpretability of the representations (Iyyer et al., 2016; Chaturvedi et al., 2017). While such evaluations demonstrated that the induced representations are qualitatively valuable, it is not clear whether they are rich and general enough to be used for downstream tasks and applications. Others have used automatically created gold-standards of re-occurring character names across scripts (‘gang member’) (Bamman et al., 2013), prototypical plot templates (tropes, e.g., ‘corrupt corporate executive’) or manually created gold-standards of character types (Vala et al., 2016) or their relations (Massey et al., 2015; Chaturvedi et al., 2017) to automatically measure the *intrinsic* value of learnt representations. Here,

<sup>2</sup>We argue that both characters, and their relations evolve throughout the plot: Heroes pick up new attitudes or skills, and utilize those to different extents; relations change and develop over time (hate to love, friendship to enmity and back).

<sup>3</sup><https://www.gutenberg.org/>

we investigate how these results extend to *extrinsic* tasks, and use structured plot representations for the task of inducing micro-clusters of novels.

Elsner (2012) depart from the above pattern, suggesting an extrinsic, albeit artificial, evaluation paradigm. Approaching plot understanding from the angle of its utility for summarization, they use kernel methods to learn character-centric plot representations. They evaluate their trained models on their ability to differentiate between real and artificially distorted novels (e.g., with shuffled chapters). While this evaluation is extrinsic and quantitative, it leverages artificial data and it is not clear how the results extend to real-world summaries.

Language features were previously used in content-based book recommendation e.g., as bags-of-words (Mooney and Roy, 1999) or semantic frames (Clercq et al., 2014). Both works use structured databases and plot summaries rather than the raw book text. Other work used topic models to augment a recommender system of scientific articles (Wang and Blei, 2011). Similar to our work, these works emphasize the added value of *interpretable* representations and recommendations, however, they do not leverage the raw content of entire novels and the richness of information encoded in those.

### 3 Multi-View Novel Representations

We first provide an intuitive description of Relationship Modeling Networks (RMN; Iyyer et al. 2016), and our extension (henceforth MVPlot), which *jointly* induces temporally aware *multi-view* representations of novel plots. Afterwards we describe the MVPlot model in technical detail.

#### 3.1 Intuition

Iyyer et al. (2016) introduce the RMN, an unsupervised model which learns interpretable plot representations in terms of types of relations between pairs of book characters, and their development over time. Given a book and a character pair, the model learns relation types as word clusters (not unlike topics in a topic model (Blei et al., 2003)) from local contexts mentioning both characters. In addition the RMN learns for each character pair how these relations vary over time as a trajectory of relations. Methodologically, the RMN combines a deep recurrent autoencoder with dictionary learning, where terms in the dictionary are relationship descriptors. The RMN learns to

View	Descriptor
$v_1$	laugh scream laughing yell joke cringe disgrace embarrassment hate cursing
$v_1$	snug fleece warm comfortable wet blanket flannel cozy comfort roomy
$v_1$	excellency mademoiselle monsieur majesty duchess empress madame countess madam
$v_2$	love loving lovely dear sweetest dearest thank darling congratulation hello
$v_2$	associate assistant senior chairman executive leadership vice director liaison vice-president

Table 1: Example property ( $v_1$ ) and relation ( $v_2$ ) descriptors induced by MVPlot on the Gutenberg corpus, as their nearest neighbours in GloVe space.

efficiently encode local text spans as a linear combination of these relation descriptors.

We extend RMNs to induce temporally aware multi-view representations of novel plots. Multiple interpretable views are induced jointly within one process in an unsupervised way. The core of our model closely corresponds to the structure of the RMN (as technically described in Section 3.2). However, we provide the model with distinct types of informative input for each view, and, reformulate the objective in a way that jointly optimizes parameterizations of all views to encode *distinct* information (cf., Section 3.3).

Our MVPlot model learns two views: properties associated with individual characters ( $v_1$ ), relations between character pairs ( $v_2$ , as in the RMN) and their respective development over the course of the plot (examples of descriptors learnt by MVPlot for both views are shown in Table 1). Our modeling framework, however, is very general in the sense that any number and type of views can be learnt jointly as long as input with relevant signals can be provided for each view. For example, we could naturally extend the model described here with a ‘plot’ view to capture properties of the story which are not related to any character.

#### 3.2 The MVPlot Model

We now formally describe the MVPlot model for learning multi-view plot representations encoding individual character properties ( $v_1$ ), character pair relationships ( $v_2$ ), and their respective trajectories. The full model is shown in Figure 1.

**Input** to our model are two corpora of text spans, one for each view,  $S_{v_1}$  and  $S_{v_2}$ . The corpora consist of different sets of relevant view-specific local contexts as described in Section 5. Given a book  $b$  and a character  $c$ ,  $S_{v_1}^{c,b}$  contains

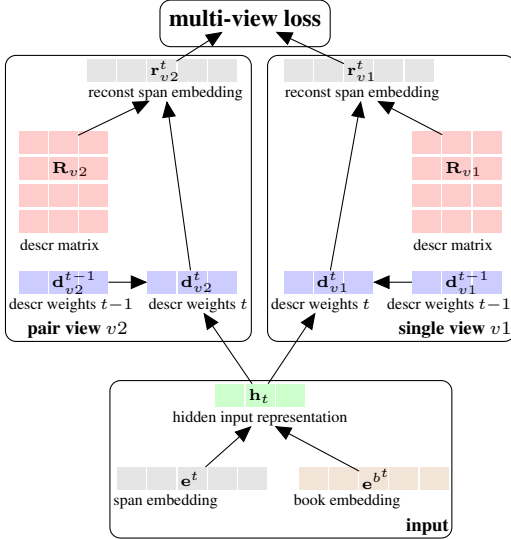


Figure 1: Visualization of the MVPlot model.

linearly ordered<sup>4</sup> sequences of text spans  $s^t$  at time  $t = \{1 \dots T\}$  in which character  $c$  is mentioned, but no other character,

$$S_{v_1}^{c,b} = \{s^1, s^2, \dots, s^T\} \text{ s.th. } \forall_t : c \in s^t$$

Similarly,  $S_{v_2}^{c_1, c_2, b}$ , given a book  $b$  and a pair of characters  $c_1$  and  $c_2$ , contains linearly ordered text spans which mention both  $c_1$  and  $c_2$ , but no other character,

$$S_{v_2}^{c_1, c_2, b} = \{s^1, s^2, \dots, s^T\} \text{ s.th. } \forall_t : c_1 \in s^t, c_2 \in s^t.$$

The rest of the input preparation follows Iyyer et al. (2016) as follows. We map text spans into word embedding space, by mapping each word  $w$  to its 300-dimensional GloVe embedding  $e_w$  (Pennington et al., 2014) pre-trained on Common-Crawl, and averaging the word embeddings,

$$\mathbf{e}^t = \frac{1}{|s^t|} \sum_{w \in s^t} e_w. \quad (1)$$

We provide MVPlot with a trainable matrix  $\mathbf{B}$  of dimensions  $b \times n$ , where  $b$  is the number of books in our data set, and each row  $\mathbf{e}^b$  is an  $n$ -dimensional book embedding, encoding background information (e.g, about its general setting or style) which is relevant to neither view of MVPlot.<sup>5</sup> Finally the span embedding and the corresponding book embedding are concatenated,

<sup>4</sup>with respect to their occurrence in the novel

<sup>5</sup>The RMN learns background encodings for characters in addition to the book embeddings. We omit this for MVPlot as this information is explicitly learned in the views.

and passed through a ReLU non-linearity (cf., Figure 1, bottom),

$$\mathbf{h}^t = \text{ReLU}(\mathbf{W}_h[\mathbf{e}^t; \mathbf{e}^b]). \quad (2)$$

**Model architecture** MVPlot uses the architecture of the RMN autoencoder, but replicates it for each input view,  $v_1$  and  $v_2$  (cf., Figure 1, center). Each part will induce an encoding of view-specific information. The feed-forward pass, described below, is identical for both parts, however, the loss and backpropagation will differ (cf., Section 3.3).

We describe the feed-forward pass for  $v_2$ , noting that it works analogously for  $v_1$ . The latent input representation  $\mathbf{h}^t$  (eqn (2)) is passed through a softmax layer which returns a weight vector over descriptors,  $\mathbf{d}_{v_2}^t = \text{softmax}(\mathbf{W}_{v_2}^d[\mathbf{h}^t])$ . Descriptors are rows in the  $k \times d$ -dimensional descriptor matrix  $\mathbf{R}_{v_2}$ , with each row  $k$  corresponding to one  $d$ -dimensional descriptor (similar to a topic in a topic model). The input  $\mathbf{e}^t$  is reconstructed through the dot product of  $\mathbf{d}_{v_2}^t$  and the descriptor matrix  $\mathbf{R}_{v_2}$ ,

$$\mathbf{r}^t = \mathbf{d}_{v_2}^t \mathbf{R}_{v_2}. \quad (3)$$

Like in the original RMN, we want to capture the *temporal* development of character relations or properties. Intuitively, we assume that the relations between (or properties of) characters at time  $t$  depend on their relations (or properties) at time  $t - 1$ . As in the RMN, we factor the descriptor weights of the *previous* time step  $\mathbf{d}^{t-1}$  into the representation at time  $t$ , such that

$$\mathbf{d}_{v_2}^t = \alpha \text{softmax}(\mathbf{W}_{v_2}^d[\mathbf{h}_t; \mathbf{d}_{v_2}^{t-1}]) + (1 - \alpha) \mathbf{d}_{v_2}^{t-1} \quad (4)$$

**Output** First, the model induces property descriptors (rows in  $\mathbf{R}_{v_1}$ ) and the relationship descriptors (rows in  $\mathbf{R}_{v_2}$ ). Both sets of descriptors are optimized to reconstruct model input in GloVe embedding space (cf., Section 3.3 for details). They consequently themselves live in GloVe word embedding space, and can be visualized through their nearest neighbours in this space. In addition, for each book  $b$ , character  $c^b$  and character pair  $\{c_1, c_2\}$ , sequences of weight vectors over relations

$$\mathcal{T}_{v_2}^{c_1, c_2, b} = \mathbf{d}_{v_2}^1 \dots \mathbf{d}_{v_2}^T,$$

and over properties

$$\mathcal{T}_{v_1}^{c,b} = \mathbf{d}_{v_1}^1 \dots \mathbf{d}_{v_1}^T$$

are induced, which encode their trajectory of relations and properties, respectively. We will utilize these trajectories for inducing micro-clusters of novels (Section 6.1).

### 3.3 The Multi-View Loss

We formulate our loss as a Hinge loss within the contrastive max-margin framework. Our objective is to learn parameters for each view  $\in \{v_1, v_2\}$  which efficiently encode view-specific input in a low-dimensional space from which the original input can be re-constructed with high accuracy. In addition, we want to learn view-specific parameters which encode *distinct* information such that when utilized together, they provide an improved embedding of the data. Intuitively, we achieve this by *discouraging* parameters of view  $v_1$  from accurately reconstructing input spans from view  $v_2$ , and vice versa.

Our loss combines these two objectives as follows. The first part of the loss corresponds to the loss of the RMN. We use negative sampling to induce parameters for each view which reconstruct their respective view-specific input well. Formally, assuming model input from view  $v_1$ ,  $\mathbf{e}_{v_1}^t$ , we construct a set of 10 ‘negative inputs’  $\{\mathbf{e}_{v_1}^{n_1}, \dots, \mathbf{e}_{v_1}^{n_{10}}\}$  which are sampled at random from the  $v_1$  input corpus. We want to learn parameters encoding view  $v_1$  to reconstruct the input such that the inner product between the true input  $\mathbf{e}_{v_1}^t$  and its reconstruction  $\mathbf{r}_{v_1}^t$  is higher than the inner product between  $\mathbf{r}_{v_1}^t$  and any of the negative samples  $\mathbf{e}_{v_1}^{n_i}$  by a margin of at least 1,

$$J(\theta) = \sum_t \sum_i \max(0, 1 - \mathbf{r}_{v_1}^t \mathbf{e}_{v_1}^t + \mathbf{r}_{v_1}^t \mathbf{e}_{v_1}^{n_i}), \quad (5)$$

where  $\theta$  refers to the set of all model parameters. We add an orthogonality-encouraging regularizing term to this objective in order to obtain view-specific descriptors which are distant from each other (Hyvärinen and Oja, 2000),

$$J(\theta) = \sum_t \sum_i \max(0, 1 - \mathbf{r}_{v_1}^t \mathbf{e}_{v_1}^t + \mathbf{r}_{v_1}^t \mathbf{e}_{v_1}^{n_i}) + \lambda \|\mathbf{R}_{v_1} \mathbf{R}_{v_1}^T - \mathbf{I}\|. \quad (6)$$

The loss is defined analogously for input of view  $v_2$ . Note that so far, the loss is defined in an entirely view-specific way, independent of the  $v_2$  parameters (e.g., the  $v_1$  loss in equation (6) is independent of the  $v_2$  parameters).

We break this independence by adding a second term to our loss function, which ensures that view-specific parameters encode *only relevant* information. That is, we want  $v_2$ -specific parameters to *only* encode  $v_2$ -specific information, and vice versa. Assuming model input from view  $v_1$ ,  $\mathbf{e}_{v_1}^t$ ,

Genre	Example Tags
Mystery	British Detectives; FBI Agents; Female Protagonists; Private Investigators
Romance	Cowboys; Criminals & Outlaws; Doctors; Royalty & Aristocrats; Spies; Wealthy
SciFi	AI; Aliens; Clones; Corporations; Mutants; Pirates; Psychics; Robots & Androids

Table 2: Example tags from the Amazon book catalog for the refinement `character type`.

we learn parameters for to view  $v_2$  that reconstruct the input poorly. Again, we use the max-margin framework, maximizing the margin between the (high) quality reconstruction of  $\mathbf{e}_{v_1}^t$  from  $v_1$  parameters,  $\mathbf{r}_{v_1}^t$ , and the (poor) quality of the reconstruction from  $v_2$  parameters,  $\mathbf{r}_{v_2}^t$ ,

$$K(\theta) = \max(0, 1 - \mathbf{e}_{v_1}^t \mathbf{r}_{v_1}^t + \mathbf{e}_{v_1}^t \mathbf{r}_{v_2}^t). \quad (7)$$

The update is defined analogously, swapping  $v_1$  and  $v_2$  subscripts, when the true input stems from  $v_2$ . The full loss is defined as a weighted linear combination of its terms (eqns (6) and (7)),

$$L(\theta) = \beta J(\theta) + (1 - \beta) K(\theta). \quad (8)$$

## 4 Semantic Micro-Cluster Evaluation

MVPlot induces structured representations of a novel  $b$  as relation trajectories between characters pairs in  $b$ , and property trajectories of individual characters in  $b$ . Are those representations rich and informative enough to produce meaningful and interpretable micro-clusters of novels? In Section 6.1 we evaluate the quality of such micro-clusters, i.e., local novel neighbourhoods in model space. We propose an objective and empirical evaluation employing expert-provided semantic novel tags in the Amazon catalog.

Novels listed in the Amazon catalog are tagged with respect to their genre (e.g., *mystery*, *romance*). They are further labelled with *refinements* pertaining to diverse information like character types or mood, which take different sets of values, depending on the genre, and are as such predestined as an objective reference for evaluating the diverse information captured by our model. Table 2 lists example tags for the refinement `character type`.

All tags are provided by publishers and can consequently be taken as a reliable source of information. In our evaluation we assume that novels which share a tag are related to each other. We use this tag-overlap metric to evaluate local neighbourhoods of book representations in model space.

	# novels	# $v_1$ sequences	# $v_2$ sequences
Gutenberg	3,500	45,182	60,493
Amazon	10,000	91,511	70,156

Table 3: The number of novels and property ( $v_1$ ) relation ( $v_2$ ) input sequences for the Gutenberg and the Amazon corpus.

We selected a set of 50 representative tags from the Amazon catalog and did not tune this set for our evaluation. The full tag set is included in the supplementary material.

Note that while this scheme provides an empirical way of evaluating plot representations, it may not capture their full potential: our models are not explicitly tuned towards producing micro-clusters which are coherent with respect to our gold-standard tags, and may encode additional structure which is not probed in this evaluation. That said, we consider this evaluation as a good procedure to evaluate the *relative* quality of different models in the sense that a better model should produce micro-clusters that better correspond to reference clusters derived from gold-standard tags.

## 5 Data

We evaluate our model on two data sets. First, we create a diverse data set by sampling 10,000 digital novels under our 50 gold-standard tags (cf., Section 4) of the Amazon catalog (Amazon). Our second data set consists of 3,500 novels from Project Gutenberg, a large digital collection of freely available novels consisting primarily of classic literature (Gutenberg). The Amazon novels are already labelled with genre and refinement tags, such that evaluation using our gold-standard is straightforward. While Gutenberg novels come with the advantage of being freely available, they are unlabelled, and not fully covered by our 50 gold-standard tags. We therefore restrict our quantitative analysis to the Amazon data set. However, we also report qualitative results on the Gutenberg corpus, demonstrating that our model induces meaningful novel representations for corpora of varying size and diversity.

Both data sets were pre-processed with the BookNLP pipeline (Bamman et al., 2014) for coreference resolution of character mentions. We filtered stop-words and low-frequency words by discarding the 500 most frequent words and those which occur in less than 100 novels, and discarded novels less than 100 sentences long or containing

fewer than 5 characters from our data set.

We created view-specific input corpora as follows: (1) a relation corpus of chronologically ordered sequences of text spans of 20 words for character pairs  $\{c_1, c_2\}$  in a book  $b$ ,  $S_{v_2}^{c_1, c_2, b}$ , which mention *only*  $c_1$  and  $c_2$  with a margin of 10 words for the Amazon corpus (1 word for the smaller Gutenberg corpus) but no other character; and (2) a property corpus of chronologically ordered sequences of 20 word text spans for individual characters  $c$  in book  $b$ ,  $S_{v_2}^{c, b}$ , which mention *only*  $c$ , using the same margins as above.

We keep only sequences of length  $n$  time steps s.th.,  $5 \leq n \leq 250$ . We only keep pair sequences if we also obtain sequences for each individual character confirming to the above criteria. Table 3 summarizes statistics on our input corpora.

## 6 Evaluation

Section 6.1 quantitatively evaluates the quality of local neighbourhoods in model space induced from the Amazon corpus against our proposed gold-standard. Section 6.2 evaluates the quality of the induced descriptors from both the Amazon and Gutenberg corpus both through crowd sourcing and illustrative examples.

**Models** We set the MVPlot performance into perspective comparing it against the RMN.<sup>6</sup> MVPlot induces both character properties and relations, and is trained on both the relation-view and property-view input, while the RMN only induces pair relationships and can only utilize relation-view input. In addition, we report a frequency baseline, which is trained on both property and relation-view input. We concatenate all input spans of a given view for a particular novel; construct its term frequency vector and use cosine similarity to compute the nearest neighbours to each novel.

**Parameter settings** Across all experiments and corpus-specific models, we set  $\beta=0.99$  for MVPlot, and for both MVPlot and RMN we set  $\alpha=0.5$ ,  $\lambda=10^{-5}$ ,  $k=50$ .<sup>7</sup> We train both RMN and MVPlot for 15 epochs using SGD and ADAM (Kingma and Ba, 2014).<sup>8</sup>

<sup>6</sup>We do not compare against topic model baselines because they were outperformed by RMN (Iyyer et al., 2016).

<sup>7</sup>Parameters were tuned on a small subset of books used in the nearest neighbourhood evaluation (Section 6.1).

<sup>8</sup>Our implementation builds on the available RMN code <https://github.com/miyyer/rmn>.

## 6.1 Nearest Neighbours Evaluation

We evaluate local neighbourhoods in model space using the 500 most popular novels by their number of Amazon reviews as reference novels from the Amazon corpus. For each reference novel we compute the 10 nearest neighbours as described below. We measure neighbourhood quality using the gold-standard tags from Section 4, regarding neighbours as *relevant* if at least one tag is shared with the reference novel. We report precision at rank 10 ( $P@10$ ) and mean average precision ( $MAP$ ).

**Method** MVPlot represents a book  $b$  in terms of trajectories of weight vectors over relation descriptors  $\mathcal{T}_{v_2}^b$  and property descriptors  $\mathcal{T}_{v_1}^b$ . RMN only learns relation descriptors and their trajectories. For both models, we map each induced trajectory for book  $b$  to a fixed-sized  $k$ -dimensional vector representation by averaging the time-specific weight vectors, for example for a  $v_2$  trajectory,

$$\mathcal{T}_{v_2}^{c_1, c_2, b} = \frac{1}{|\mathcal{T}_{v_2}^{c_1, c_2, b}|} \sum_{t \in \mathcal{T}_{v_2}^{c_1, c_2, b}} \mathbf{d}_{v_2}^t, \quad (9)$$

and equivalently for  $v_1$  trajectories,  $\mathcal{T}_{v_1}^{c, b}$ .

We compute the similarity between two books  $\{b_r, b_c\}$  as follows. We align the  $v_2$  trajectory for each character pair  $\{c_1, c_2\}$  in  $b_r$ ,  $\mathcal{T}_{v_2}^{c_1, c_2, b_r}$ , to its closest neighbouring character pair vector in  $b_c$ ,  $\mathcal{T}_{v_2}^{c'_1, c'_2, b_c}$ , by Euclidean distance, and compute the overall book similarity in terms of character relations between  $b_r$  and  $b_c$  as the average over all distances.

$$sim_{v_2}^{b_r, b_c} = \frac{1}{|\mathcal{T}_{v_2}^{b_r}|} \sum_{\mathcal{T} \in \mathcal{T}_{v_2}^{b_r}} \arg \min_{\mathcal{T}' \in \mathcal{T}_{v_2}^{b_c}} dist(\mathcal{T}, \mathcal{T}'). \quad (10)$$

We obtain  $sim_{v_1}^{b_r, b_c}$  in an analogous process. For *cosine* and MVPlot we obtain a final, *multi-view* similarity by averaging similarity scores obtained in each view’s space,

$$sim_{both}^{b_r, b_c} = \frac{1}{2} (sim_{v_1}^{b_r, b_c} + sim_{v_2}^{b_r, b_c}). \quad (11)$$

For RMN we compute similarity only in character relation space.

**Results** Table 4 presents micro-cluster quality in terms of *precision@10* and *MAP*. The full MVPlot model statistically significantly outperforms all other models.<sup>9</sup> The same pattern emerges

<sup>9</sup>Also, intra-view comparisons except for MVPlot  $v_1$  and *cosine*  $v_1$  are statistically significant.

Model	View	$P@10$	$MAP$
<i>cosine</i>	$v_1$	0.516 ‡	0.392 †
	$v_2$	0.468 ‡	0.339 ‡
	<i>both</i>	0.512 ‡	0.390 ‡
RMN	$v_2$	0.479 ‡	0.347 ‡
	$v_1$	0.529 †	0.401 †
MVPlot	$v_2$	0.496 ‡	0.367 ‡
	<i>both</i>	<b>0.546</b>	<b>0.421</b>

Table 4: Micro-cluster quality results (Amazon corpus). Differences of *cosine* and RMN compared to the best MVPlot result are significant with  $p < 0.05$  (†) or  $p < 0.01$  (‡) (paired t-test).

when comparing models with the same underlying views: MVPlot  $v_2$  outperforms both *cosine*  $v_2$  and RMN  $v_2$  (similarly for MVPlot  $v_1$  and *cosine*  $v_1$ ), indicating that the MVPlot character relation representations are most informative for micro-cluster induction.

In order to shed light on the contribution of individual model components, we compare the full MVPlot model (*both*) to model versions with access to only  $v_1$  or  $v_2$  (Table 4 bottom). Combining information from both views boosts performance compared to the single-view versions. This confirms that MVPlot indeed encodes distinct and relevant information in the respective views.

While *cosine* is a strong baseline, its representations are not structured or interpretable. It consequently does not provide sufficient information for applications like book tagging or recommendation with respect to specific aspects or criteria. Similarly, RMN cannot learn representations of multiple, distinct views of the plot.

Advancing our understanding of the information encoded in the individual views of MVPlot, we took a closer look at the refinement tags for which the single view MVPlot model ( $v_1$ ) has the clearest advantage over the pair view MVPlot model ( $v_2$ ), and vice-versa. We computed tag-wise F1-scores for the two MVPlot variants. Table 5 lists the book tags for which the scores of the two views diverge the most.

In terms of types of refinements, view  $v_2$  suffers most for predicting book categories, or topical tags (‘sports’, ‘second changes’), while view  $v_1$  is particularly deficient for predicting character types. While this seems counterintuitive we hypothesize that character types are to a large extent defined by their interactions with, or relations to, other char-

$F1_{v2} \gg F1_{v1}$		$F1_{v1} \gg F1_{v2}$	
Tag	RefType	Tag	RefType
Robots & Androids	Character	Hard SciFi	Category
Corporations	Character	Sports	Category
International	Theme	Horror	Theme
Aliens	Character	Second Chances	Theme
Cowboys	Character	Crime	Category

Table 5: The tags (Tag) and their refinement types (RefType) for which MVPlot  $v_1$  most clearly outperforms MVPlot  $v_2$  (left) and vice versa (right) in terms of tag-specific F1-measure.

acters. Topical information, however, is encoded robustly in the properties of individual characters.

## 6.2 Evaluating Induced Descriptors

This evaluation investigates whether induced relation descriptors indeed capture relational information. We evaluate the interpretability of the induced descriptors, comparing the  $v_2$  (relation) descriptors induced by RMN and MVPlot. We apply both models to both the Amazon and the Gutenberg corpus, and report results on both data sets.

**Method** We collect crowdsourced judgments on Amazon Mechanical Turk to qualitatively evaluate the learnt descriptors, following Chaturvedi et al. (2017). In each task a worker is shown one induced descriptor as a set of its 10 closest words in GloVe space (like in Table 1), and is asked to indicate whether “the words in the group describe a relation, event or interaction between people”. We compare the proportion of positive answers, i.e., the number of descriptors considered *relevant*, for RMN descriptors and MVPlot pair descriptors. We collect 30 judgments for each of  $k=50$  descriptors induced by the respective models.

**Results** Figure 2 displays our results. We observe a similar pattern of ratings across models and corpora, e.g., around 50% of the descriptors are labelled as relevant by at least 50% of the annotators. None of the differences are statistically significant which lets us conclude that interpretability of induced descriptors is comparable for the RMN and MVPlot. This is encouraging because we confirm that representation interpretability is not compromised by MVPlot’s more complex objective.

Table 1 displays examples of property and relation descriptors induced by MVPlot from the Gutenberg corpus. We can see that the different views indeed capture differing information (e.g., a  $v_1$  descriptor refers to individuals’ *titles*, while a

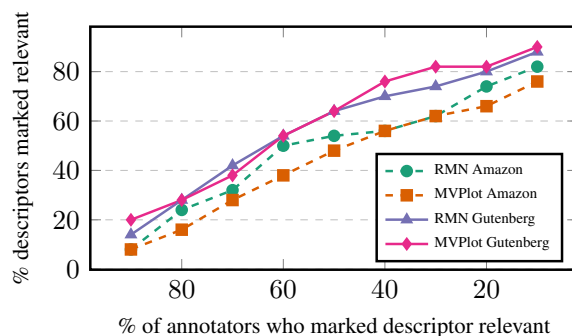


Figure 2: Results of descriptor interpretability. (% of descriptors marked as ‘relevant descriptors of relations’ by various proportions of annotators).

$v_2$  descriptor refers to a *love* relation). Despite its smaller size and more homogeneous nature, we show that MVPlot learns meaningful representations from the Gutenberg corpus, demonstrating the flexibility of our model.

Figure 3 further illustrates this, displaying example local neighbourhoods of four reference novels (left) with their eight nearest neighbours ordered by proximity (left to right). The neighbourhoods are intuitively meaningful, and particularly impressive bearing in mind that the full model space contains 3,500 novels. While most neighbourhoods are dominated by novels of the same author, some exceptions emerge. Row two, for example, contains novels by Thomas Hardy and Charles Dickens who both are known for biographical 17th century novels focusing on class and social changes.

## 7 Conclusions

Content-based micro-clustering of novels is a complex but interesting task. In order to eventually augment the diverse associations humans have, models must be able to pick up rich and structured signals from raw text. This paper presented a deep recurrent autoencoder which learns multi-view representations of plots, and introduced a principled evaluation framework using clusters based on expert-provided book tags.

Our evaluation showed that rich multi-view representations are better suited to recover such reference clusters compared to each individual view, as well as compared to simpler, but competitive models which induce less structured representations. Our view-specific representations are interpretable which allows to analyse and explain the emerging






Figure 3: Nearest neighbours for four classic stories from the Gutenberg Corpus. Target novels on the left (with red border), and NNs are presented in the same row, ordered by their distance to the target novel.

micro-clusters, and might reveal previously unnoticed parallels between novels and may be useful for literary analysis or content-based recommendation. This is an exciting avenue for future work.

Our method is general and scalable both in terms of its input, utilizing raw text with only automatic pre-processing, and in terms of the number of distinct views it can learn. We described an objective function which triggers views to encode *distinct* information. In future work we plan to explore joint learning of more and different views.

Our approach relies strongly on the assumption that text spans mentioning two characters contain information about character relations, and that text spans mentioning one character contain information about the character’s properties. While our results suggest that these assumptions are valid, they are arguably crude. In the future we plan to define more targeted input, e.g., by using semantic and syntactic information from dependency parses.

In this work we induced dual-view representations of book content, however, we emphasize that the proposed method is very general. The number and kinds of views, as well as underlying data are in no way constrained, as long as relevant view-specific input can be defined. In the context of novel representation it would be interesting to in-

duce additional views, for example one that captures the mood of a novel. Another interesting avenue for future work would be to apply the framework to questions arising in the digital humanities, e.g., to extract different views from news articles.

The presented model and evaluation are designed with the objective to detect a different kinds of similarity between novels, with the ultimate goal to *enrich* human-provided genres and tags. We described a first step in this direction, verifying that the learnt information is meaningful and can *reproduce* human-created semantic book tags. Expert book tags exist for a wide variety of information (mood, theme, characters), and provide a rich evaluation environment for learnt representations. We invite the community to join us in exploring the full space of opportunities and evaluating induced representations *holistically* in the future.

### Acknowledgements

We would like to thank Alex Klementiev, Kevin Small, Joon Hao Chuah and Mohammad Kanso for their valuable insights, feedback and technical help on the work presented in this paper. We also thank the anonymous reviewers for their valuable feedback and suggestions.

## References

- Gediminas Adomavicius and Alexander Tuzhilin. 2005. [Toward the next generation of recommender systems: A survey of the state-of-the-art and possible extensions](#). *IEEE Trans. on Knowl. and Data Eng.*, 17(6):734–749.
- David Bamman, Brendan O’Connor, and Noah A. Smith. 2013. [Learning latent personas of film characters](#). In *Proceedings of the 51st Annual Meeting of the Association for Computational Linguistics (Volume 1: Long Papers)*, pages 352–361, Sofia, Bulgaria. Association for Computational Linguistics.
- David Bamman, Ted Underwood, and Noah A. Smith. 2014. [A bayesian mixed effects model of literary character](#). In *Proceedings of the 52nd Annual Meeting of the Association for Computational Linguistics (Volume 1: Long Papers)*, pages 370–379, Baltimore, Maryland. Association for Computational Linguistics.
- David M. Blei, Andrew Y. Ng, and Michael I. Jordan. 2003. Latent dirichlet allocation. *J. Mach. Learn. Res.*, 3:993–1022.
- Nathanael Chambers and Dan Jurafsky. 2009. [Unsupervised learning of narrative schemas and their participants](#). In *Proceedings of the Joint Conference of the 47th Annual Meeting of the ACL and the 4th International Joint Conference on Natural Language Processing of the AFNLP*, pages 602–610, Suntec, Singapore. Association for Computational Linguistics.
- Jonathan Chang, Jordan L. Boyd-Graber, and David M. Blei. 2009. Connections between the lines: augmenting social networks with text. In *KDD*, pages 169–178. ACM.
- Snigdha Chaturvedi, Mohit Iyyer, and Hal Daumé III. 2017. Unsupervised learning of evolving relationships between literary characters. In *Association for the Advancement of Artificial Intelligence*.
- Orphée De Clercq, Michael Schuhmacher, Simone Paolo Ponzetto, and Véronique Hoste. 2014. Exploiting framenet for content-based book recommendation. In *Proceedings of the 1st Workshop on New Trends in Content-based Recommender Systems co-located with the 8th ACM Conference on Recommender Systems, CBRecSys@RecSys 2014, Foster City, Silicon Valley, California, USA, October 6, 2014.*, pages 14–21.
- Micha Elsner. 2012. [Character-based kernels for novelistic plot structure](#). In *Proceedings of the 13th Conference of the European Chapter of the Association for Computational Linguistics*, pages 634–644, Avignon, France. Association for Computational Linguistics.
- David Elson, Nicholas Dames, and Kathleen McKeown. 2010. [Extracting social networks from literary fiction](#). In *Proceedings of the 48th Annual Meeting of the Association for Computational Linguistics*, pages 138–147, Uppsala, Sweden. Association for Computational Linguistics.
- Yaroslav Ganin and Victor Lempitsky. 2015. [Unsupervised domain adaptation by backpropagation](#). In *Proceedings of the 32nd International Conference on Machine Learning (ICML-15)*, pages 1180–1189. JMLR Workshop and Conference Proceedings.
- Yaroslav Ganin, Evgeniya Ustinova, Hana Ajakan, Pascal Germain, Hugo Larochelle, François Laviolette, Mario Marchand, and Victor Lempitsky. 2016. Domain-adversarial training of neural networks. *J. Mach. Learn. Res.*, 17(1):2096–2030.
- Amit Gruber, Yair Weiss, and Michal Rosen-Zvi. 2007. Hidden topic markov models. In *AISTATS*, volume 2 of *JMLR Proceedings*, pages 163–170. JMLR.org.
- A. Hyvärinen and E. Oja. 2000. Independent component analysis: Algorithms and applications. *Neural Netw.*, (4-5):411–430.
- Mohit Iyyer, Anupam Guha, Snigdha Chaturvedi, Jordan Boyd-Graber, and Hal Daumé III. 2016. Feuding families and former friends: Unsupervised learning for dynamic fictional relationships. In *North American Association for Computational Linguistics*.
- Matthew L. Jockers. 2013. *Macroanalysis: Digital Methods and Literary History*. University of Illinois Press.
- Diederik P. Kingma and Jimmy Ba. 2014. Adam: A method for stochastic optimization. In *Proceedings of the 3rd International Conference on Learning Representations (ICLR)*.
- Pasquale Lops, Marco de Gemmis, and Giovanni Semeraro. 2011. *Content-based Recommender Systems: State of the Art and Trends*. Springer US, Boston, MA.
- Philip Massey, Patrick Xia, David Bamman, and Noah A. Smith. 2015. [Annotating character relationships in literary texts](#). *CoRR*, abs/1512.00728.
- Neil McIntyre and Mirella Lapata. 2010. [Plot induction and evolutionary search for story generation](#). In *Proceedings of the 48th Annual Meeting of the Association for Computational Linguistics*, pages 1562–1572, Uppsala, Sweden. Association for Computational Linguistics.
- Raymond J. Mooney and Lorie Roy. 1999. Content-based book recommending using learning for text categorization. In *Proceedings of the SIGIR-99 Workshop on Recommender Systems: Algorithms and Evaluation*, Berkeley, CA.
- Bruno A. Olshausen and David J. Field. 1997. Sparse coding with an overcomplete basis set: A strategy employed by v1? *Vision Research*, 37(23):3311 – 3325.

Jeffrey Pennington, Richard Socher, and Christopher D. Manning. 2014. *Glove: Global vectors for word representation*. In *Empirical Methods in Natural Language Processing (EMNLP)*, pages 1532–1543.

Hardik Vala, Stefan Dimitrov, David Jurgens, Andrew Piper, and Derek Ruths. 2016. Annotating Characters in Literary Corpora: A Scheme, the CHARLES Tool, and an Annotated Novel. In *Proceedings of the Tenth International Conference on Language Resources and Evaluation (LREC 2016)*, Paris, France. European Language Resources Association (ELRA).

Chong Wang and David M. Blei. 2011. Collaborative topic modeling for recommending scientific articles. In *Proceedings of the 17th ACM SIGKDD International Conference on Knowledge Discovery and Data Mining, KDD '11*, pages 448–456, New York, NY, USA. ACM.