

Tracing Semantic Variation in Slang

Zhewei Sun¹, Yang Xu^{1,2}

¹Department of Computer Science, University of Toronto, Toronto, Canada

²Cognitive Science Program, University of Toronto, Toronto, Canada
{zheweisun, yangxu}@cs.toronto.edu

Abstract

The meaning of a slang term can vary in different communities. However, slang semantic variation is not well understood and under-explored in the natural language processing of slang. One existing view argues that slang semantic variation is driven by culture-dependent communicative needs. An alternative view focuses on slang’s social functions suggesting that the desire to foster semantic distinction may have led to the historical emergence of community-specific slang senses. We explore these theories using computational models and test them against historical slang dictionary entries, with a focus on characterizing regularity in the geographical variation of slang usages attested in the US and the UK over the past two centuries. We show that our models are able to predict the regional identity of emerging slang word meanings from historical slang records. We offer empirical evidence that both communicative need and semantic distinction play a role in the variation of slang meaning yet their relative importance fluctuates over the course of history. Our work offers an opportunity for incorporating historical cultural elements into the natural language processing of slang.

1 Introduction

Slang is a type of informal language commonly used in both day-to-day conversations and online written text. The pervasiveness of slang has generated increasing interest in the natural language processing (NLP) community, with systems proposed for automatic detection (Dhuliawala et al., 2016; Pei et al., 2019), generation (Sun et al., 2019, 2021), and interpretation (Ni and Wang, 2017; Sun et al., 2022) of slang. However, these existing approaches do not account for the semantic variation of slang among different groups of users—a defining characteristic of slang which distinguishes it from conventional language (Andersson and Trudgill, 1992; Mattiello, 2005; Eble, 2012). Figure 1

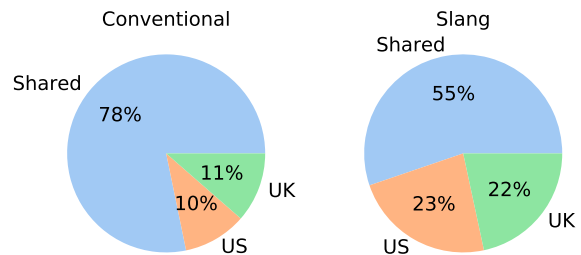


Figure 1: Distribution of regional identities among sense entries found in the English Wiktionary. See Appendix A for the detailed experimental setup.

beast

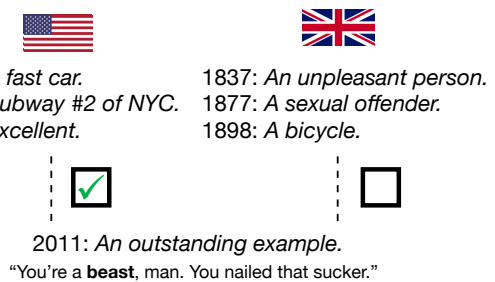


Figure 2: Illustration of semantic variation in the slang word *beast*, with senses recorded in American and British English respectively. We develop slang semantic variation models to trace the regional identity of a new emerging slang sense given its historical meanings and usages from different regions.

shows a tally of Wiktionary entries confirming that semantic variation is much more prevalent in slang compared to conventional language. Here we develop a principled computational approach to investigate regularity in the semantic variation of slang.

We define semantic variation in slang as how a slang term might take on different meanings in different communities. For example, Figure 2 shows how the commonly used slang word *beast* has divergent meanings in different regions (or more specifically, two different countries in this case). Whereas it is often used to express positive things or senti-

ment in the US, the same slang word has been used to express more negative senses in the UK.

Recent work has quantified semantic variation in non-standard language of online communities using word and sense embedding models and discovered that community characteristics (e.g., community size, network density) are relevant factors in predicting the strength of this variation (Del Tredici and Fernández, 2017; Lucy and Bamman, 2021). However, it is not clear *how* slang senses vary among different communities and what might be the driving forces behind this variation.

As an initial step to model semantic variation in slang, we focus on regional semantic variation between the US and the UK by considering a regional inference task illustrated in Figure 2: Given an emerging slang sense (e.g., “An outstanding example”) for a slang word (e.g., *beast*), infer which region (e.g., US vs. UK) it might have originated from based on its historical meanings and usages. Our premise is that a model capturing the basic principles of slang semantic variation should be able to trace or infer the regional identities of emerging slang meanings over time.

2 Theoretical Hypotheses

We consider two theoretical hypotheses for characterizing regularity in slang semantic variation: communicative need and semantic distinction.

Communicative need. Prior work has suggested that slang may be driven by culture-dependent *communicative need* (Sornig, 1981). We refer to communicative need as how frequently a meaning needs to be communicated or expressed. Following recent work (e.g., Kemp and Regier 2012; Ryskina et al. 2020), we estimate communicative need based on usage frequencies from Google Ngram¹ over the past two centuries.² In the context of slang semantic variation, certain things might be more frequently talked about in one region (or country) over another. As such, we might expect these differential needs to drive meaning differentiation in slang terms. For example, a US-specific slang sense for *beast* describes the subway line #2 of the New York City transit network, most likely due to the specific need for communicating that information in the US (as opposed to the UK).

¹<https://books.google.com/ngrams>

²We acknowledge that experiment-based methods for estimating need exist (see Karjus et al., 2021), but these alternative methods are difficult to operationalize at scale and in naturalistic settings required for our analysis.

Semantic distinction. We also consider an alternative hypothesis termed *semantic distinction* motivated by the social functions of slang (c.f., Labov, 1972; Hovy, 1990)—language that is used to show and reinforce group identity (Eble, 2012). Under this view, slang senses may develop independently in each region and form a semantically cohesive set of meanings that reflect the cultural identity of a region. As a result, emerging slang senses are more likely to be in close semantic proximity with historical slang senses from the same region.³ For example, the slang *beast* has formed a cluster of senses in the US that describes something virtuous while senses in the UK often describe criminals. An emerging sense such as “An outstanding example” would be considered more likely to originate from the US due to its similarity with the historical US senses of *beast*. Here we operationalize semantic distinction by models of semantic chaining from work on historical word meaning extension (Ramiro et al., 2018; Habibi et al., 2020), where each region develops a distinct chain of related regional senses over history.

We evaluate these theories using slang sense entries from Green’s Dictionary of Slang (GDoS, Green, 2010) over the past two centuries. Analysis on GDoS entries is appropriate because 1) a more diverse set of topics is covered compared to domain-specific slang found in online communities (e.g., Reddit), and 2) the region and time metadata associated with individual sense entries support a diachronic analysis on slang semantic variation. To preview our results, we show that both communicative need and semantic distinction are relevant factors in predicting slang semantic variation, with an exemplar-based chaining model offering the most robust results overall. Meanwhile, the relative importance of the two factors is time-dependent and fluctuates over different periods of history.

3 Related Work

3.1 Variation in online language

Previous work in computational social science on online social media has explored lexical variation (Eisenstein et al., 2014; Nguyen et al., 2016) by studying the differences in word choice among different online communities. It has also been shown

³It is worth noting that communicative need and semantic distinction may not be completely orthogonal. In fact, differences in communicative need may drive semantic distinction. However, we consider these hypotheses as alternative ones because they are motivated by different functions.

that linguistic and social variables can predict the popularity and dissemination of linguistic innovations in online language (Stewart and Eisenstein, 2018; Del Tredici and Fernández, 2018). Yang and Eisenstein (2017) modeled sentiment variation of words found in tweets, where users with close ties are assumed to give similar sentiment labels for the same word. Del Tredici and Fernández (2017) adapted Bamman et al. (2014)’s distributive embedding model to train community-specific word embeddings for a small set of Reddit communities and quantified semantic variation by comparing cosine similarities between community-specific embeddings for the same word.

Lucy and Bamman (2021) extended the previous study to quantify semantic variation of online language in 474 reddit communities. They compared PMI based sense specificity of clustered BERT (Devlin et al., 2019) embeddings generated using different contextual instances of a word’s usage, along with an alternative strategy that uses BERT to predict word substitutions from the same usage instances (Amrami and Goldberg, 2019). Lucy and Bamman (2021) also proposed a regression-based model of semantic variation with community-based features (e.g., community size, network density) as well as topical features derived from Reddit’s subreddit hierarchy. While they find these features to be informative in predicting the strength of semantic variation, they do not explicitly model how slang senses vary. Instead of predicting the strength of semantic variation, our work takes a more direct approach by modeling how slang senses vary and study the driving forces underlying such variation. We also extend our analysis to study attested slang usages over the past two centuries instead of focusing on contemporary internet slang.

Also related to our work is Keidar et al. (2022) who performed a causal analysis of slang semantic change using tweets from 2010 to 2020. Slang’s usage frequencies were found to change more drastically than those of conventional language while the semantic change for stable senses progresses much slower. In our study, we make a complementary observation in which slang senses from the 19th century are still relevant for predicting semantic variation in contemporary slang.

3.2 NLP for slang

Recent work in natural language processing has shown increasing interest in the automatic process-

ing of novel slang, moving beyond retrieval based methods (Dhuliawala et al., 2016; Wu et al., 2018; Gupta et al., 2019) that do not generalize to emerging slang usages absent in training. In particular, end-to-end deep neural networks have been proposed for slang detection (Pei et al., 2019), slang interpretation (Ni and Wang, 2017), as well as the formation of slang words (Kulkarni and Wang, 2018). Sun et al. (2021) proposed a model of slang semantics based on Siamese networks (Baldi and Chauvin, 1993; Bromley et al., 1994) to learn joint representations for both conventional and slang senses. The resulting sense representations can then be used with a semantic chaining model (Ramiro et al., 2018) to generate novel slang usages (Sun et al., 2019, 2021) or better interpret slang usages in text (Sun et al., 2022). In those cases, each candidate word w is considered a class and its conventional senses are taken as class attributes of w . We apply chaining models in different ways from those in Sun et al. (2021). Instead of treating each word as a class, we group senses by region and consider only slang senses.

Previous NLP approaches to slang have often assumed that slang expressions are homogeneous across different groups of users. Here, we relax this assumption by explicitly modeling the factors that contribute to slang semantic variation. For example, a slang interpreter could benefit from a semantic variation model in cases where the region has been pre-determined, so that an interpreter would prefer the meaning “excellent” when interpreting the slang *beast* if the slang is known to be used in the US. We hope that our work will contribute to more sophisticated approaches toward the modeling of informal language for these downstream tasks and real-world applications.

4 Data

4.1 Green’s Dictionary of Slang (GDoS)

We collect slang lexical entries from Green’s Dictionary of Slang (GDoS, Green, 2010)⁴, a historical English slang dictionary covering more than two centuries of slang usage. Each word entry (e.g., “beast”) in GDoS is associated with one or more sense entries. A sense entry contains a definition sentence (e.g., “An outstanding example.”) and a series of references. Each reference contains a region tag (e.g., US or UK), a date tag (e.g., 2011), and a sentence indicating the origin of the reference.

⁴<https://greensdictofslang.com/>

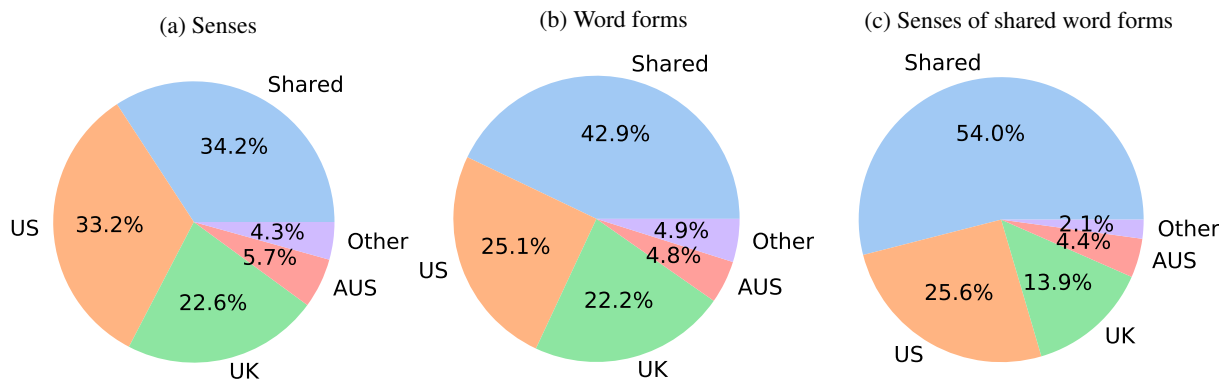


Figure 3: The distribution of GDoS slang senses and word forms across different regions. A word or sense is considered shared if two or more distinct region tags can be found in the constituent references.

In some cases, the reference contains an example usage sentence of how the slang is used in context.⁵

We collect all sense entries with at least one valid reference. A reference is considered valid if both its region tag and date tag are not missing nor invalid. For each reference, we automatically extract the associated context sentence and consider one to be valid if it contains precisely one exact occurrence of the word in the sentence. If a valid context sentence is found then it is attached to the corresponding reference. The resulting sense entry may have none or more than one context sentences. In the latter case, we select the context sentence with the earliest time tag to be associated with the sense entry, so that it best represents the usage context of when the sense first emerges. The earliest time tag found in the references is considered the time of emergence for a sense entry. We filter all abbreviation entries as these entries don't create new meaning. In the case of a homonym (i.e., multiple word entries for the same word form), we collapse all entries into a single word entry. After pre-processing, we obtain 42,758 distinct words with 76,650 associated sense entries. On average, each sense entry contains 4.48 tags of attested time and region. We provide our pre-processing script in our Github repository⁶ to facilitate reproducibility.

4.2 Data analysis

We first analyze entries collected from GDoS to quantify semantic variation. For each sense entry,

⁵We choose GDoS over alternative resources (e.g., Lewin and Lewin, 1988; Dalzell and Partridge, 2009; Ayto and Simpson, 2010) because it covers a diverse set of slang usages from different regions and time periods.

⁶Code and data scripts available at: <https://github.com/zhewei-sun/slangsemvar>

we determine its regional identity using the region tags associated with each reference. Note that there may be more than one valid region tags associated with each sense entry. In such cases, we consider the sense entry to be a shared sense across all constituent region tags. Otherwise, the sense entry is considered regional. Likewise, a word entry is considered shared if two or more distinct region tags can be found among any of its sense's references.

Figures 3a and 3b show the distribution of region identities across all sense and word entries in GDoS. We observe substantial lexical variation within the data where more than half of the word forms are regional. While most of the sense entries are also regional, many of them may be associated with regional word forms. In this case, the variation is caused by difference in lexical choice and does not entail semantic variation. We control for lexical variation by only considering sense entries associated with shared word forms. This results in 48,565 sense entries with an average of 5.80 tags per entry. Figure 3c shows the distribution of the resulting region identities. We observe that even after controlling for lexical variation, roughly half of the senses remain regional. Moreover, much of the semantic variation is captured by the US and UK regions, with Australian slang also making up a notable portion. We therefore focus on modeling semantic variation between the two most represented regions.

5 Modeling Semantic Variation

5.1 Predictive task

We model semantic variation by formulating a regional inference task: Given an emerging slang

sense s for a word w , infer the region $r \in \mathcal{R}$ from which the emerging sense originates. Here, \mathcal{R} is the set of regions being considered and an example would be the set $\{\text{US}, \text{UK}\}$. A semantic variation model \mathcal{V} is then defined as follows:

$$P(r) \propto \mathcal{V}(s, w, r) \quad (1)$$

Here, the semantic variation model \mathcal{V} captures the likelihood of observing the emerging slang sense s expressed using word w within region r and can be either generative or discriminative in nature. Given the semantic variation model, the target region can be predicted by maximizing the likelihood:

$$r^* = \arg \max_{r \in \mathcal{R}} \mathcal{V}(s, w, r) \quad (2)$$

An effective semantic variation model should prefer regions that are more likely for the new sense to emerge. We next describe models of semantic variation \mathcal{V} motivated by both communicative need and semantic distinction.

5.2 Models based on communicative need

We first describe a set of semantic variation models \mathcal{V} inspired by the communicative need principle. Under this hypothesis, language users in different communities necessitate differing expressions to express concepts of particular interest to the community (Sornig, 1981). We operationalize communicative need using frequency statistics from historical corpora originated from each region. First, we propose a *form need* model that considers the frequency of the slang word form w :

$$\mathcal{V}_{\text{form_need}}(\cdot) \propto f_{r, s_t - \alpha: s_t}(w) \quad (3)$$

Here, $f_{r, s_t - \alpha: s_t}(w)$ is the frequency of observing word w from region r within a time window α strictly preceding the sense’s time of emergence s_t . Note that the form need model does not take into account any semantic information from the emerging sense s and simply estimates whether the word form w is more prevalent in one region. The *semantic need* model incorporates semantic information by checking the frequency of all content words within the definition sentence s_d of sense s :

$$\mathcal{V}_{\text{semantic_need}}(\cdot) \propto \sum_{c \in \text{content}(s_d)} f_{r, s_t - \alpha: s_t}(c) \quad (4)$$

Similarly, the *context need* model is informed by the usage context sentence s_c of sense s :

$$\mathcal{V}_{\text{context_need}}(\cdot) \propto \sum_{c \in \text{content}(s_c) \setminus w} f_{r, s_t - \alpha: s_t}(c) \quad (5)$$

We remove the word w since it is not part of the context. The context need model checks the communicative context to estimate contextual relevance with respect to each region. Both of the above models can also be framed as a majority vote model instead of taking a sum of frequencies:

$$\mathcal{V}(\cdot) \propto \sum_c \mathbb{1}_{\max_r f_{r, s_t - \alpha: s_t}(c)} f_{r, s_t - \alpha: s_t}(c) \quad (6)$$

We find the majority vote scheme to be robust in our experiments as frequency counts of common words could otherwise dominate the estimates.

5.3 Models based on semantic distinction

Slang semantics may also diverge due to its social function, where language users in a community wish to create distinct senses to express their social identity (Eble, 2012). As a result, slang senses from different communities might evolve into cohesive but distinct clusters. Motivated by this hypothesis, we model semantic variation using historical slang senses associated with the word w in a region r that emerged before s_t , denoted as $\mathcal{S}_{w, s_t, r}$. Under this paradigm, the semantic variation model \mathcal{V} can be specified as follows:

$$\mathcal{V}_{\text{distinction}}(\cdot) \propto g(s, \mathcal{S}_{w, s_t, r}) \quad (7)$$

Here, the function g can be viewed as a classifier that measures the categorical similarity between the emerging sense s and historical senses from region r . We model g generatively using semantic chaining models from historical word sense extension which are motivated by mechanisms of human categorization (Rosch, 1975; Nosofsky, 1986).⁷ We adapt three prominent variants of semantic chaining from Ramiro et al. (2018): 1) the *one nearest neighbor (onenn)* model that only considers the most similar historical sense; 2) the mean *exemplar* model that accounts for all historical senses; and

⁷Sentential context can be potentially integrated to achieve higher accuracies but here we focus on senses alone to examine the effect of semantic cohesiveness operationalized by cognitively motivated modeling approaches.

3) the *prototype* model which collapses all historical senses into a single prototypical sense. When performing chaining, each sense is represented by embedding its corresponding definition sentence s_d using a sentence embedder E :

$$g_{\text{onem}}(\cdot) = \max_{s' \in \mathcal{S}_{w, s_t, r}} \text{sim}(E(s_d), E(s'_d)) \quad (8)$$

$$g_{\text{exemplar}}(\cdot) = \frac{\sum_{s' \in \mathcal{S}_{w, s_t, r}} \text{sim}(E(s_d), E(s'_d))}{|\mathcal{S}_{w, s_t, r}|} \quad (9)$$

$$g_{\text{prototype}}(\cdot) = \text{sim}\left(E(s_d), \frac{\sum_{s' \in \mathcal{S}_{w, s_t, r}} E(s'_d)}{|\mathcal{S}_{w, s_t, r}|}\right) \quad (10)$$

The similarity between two sense embeddings is computed using negative exponentiated distance with a learnable kernel width parameter h :

$$\text{sim}(e, e') = \exp\left(-\frac{\|e - e'\|_2^2}{h}\right) \quad (11)$$

When data is available, the kernel width parameter h can be optimized by constructing training examples from the full set of historical senses \mathcal{S}_{w, s_t} .

6 Experiments

6.1 Setup

We test our semantic variation models on region inference using GDoS word entries that show high regional variation in their senses. Specifically, we consider all word entries with at least k regional senses that have emerged after 1800 in each region of interest. We consider $k \in [3, 10]$ and Table 1 shows the number of words and senses that match the criteria for each k when considering {US, UK} as the set of regions. All senses emerged after 1900 are treated as a time series of test examples. For example, all senses of a word that emerged before 1900 will be used as historical senses when predicting the region for the first sense post 1900 and this sense will then be considered as a historical sense when making a prediction for the subsequent sense. Word entries with sparse regional senses (i.e., $k = 1$ or $k = 2$) are excluded because they often result in uninformative test examples where not a single slang usage in one region is available prior to 1900.

Since there are often a disproportionate number of test senses between the two regions, we create

k	Word entries	US senses	UK senses	Shared senses	Test set
3	388	3273	1889	2007	1722
4	209	2063	1263	1272	1200
5	114	1342	827	877	788
6	64	842	550	577	548
7	44	627	423	446	424
8	30	455	316	337	310
9	21	286	239	240	230
10	14	192	176	156	162

Table 1: Number of GDoS word and sense entries obtained after constraining the minimum number of regional senses per region (k). Senses are divided into regional and shared based on region tags associated with sense references. The last column shows the sizes of the test sets where each is comprised of an equal number of test senses from each region.

class-balanced test samples by subsampling eligible test senses in each time series. For example, a word entry with 5 US sense entries and 3 UK sense entries emerged after 1900 will result in 6 test examples where 3 out of the 5 US senses are randomly sampled while all UK senses are kept. Even if a sense entry has not been sampled for prediction, it will still appear in the history when predicting subsequently emerged senses. The last column of Table 1 shows the sizes of the class-balanced test samples where half of the sense entries come from each region. To account for all senses in the data, we repeat the sampling procedure 20 times in all of our experiments and report the mean predictive accuracy. Word lists for each k can be found in our Github repository.

We use case-insensitive normalized frequency from the 2019 version of Google Ngram’s “American English” and “British English” corpora to estimate word frequencies for all communicative need models and set the window size α to 10 years. The list of stopwords from NLTK (Bird et al., 2009) is used to filter for content words. We apply additive smoothing of $1e^{-8}$ and 1 to normalized frequency and majority vote models respectively. In the case of a tie, the model defaults to predicting US.

For semantic distinction based models, sense embeddings are obtained by embedding their respective definition sentences from GDoS using Sentence-BERT (SBERT, Reimers and Gurevych, 2019). In addition to the semantic chaining models, we include *LDA* and *logistic regression* as discriminative baselines for the classifier g in Equation 7

Model	No shared senses			With shared senses		
	US senses	UK senses	All senses	US senses	UK senses	All senses
Form need	49.9 (1.20)	50.7 (0.20)	50.3 (0.57)			
Semantic need	54.0 (1.77)	50.1 (0.43)	52.1 (0.91)	Not applicable		
Context need	65.9 (1.37)	43.8 (0.46)	54.8 (0.67)			
Sense frequency	55.9 (1.44)	34.1 (0.26)	45.0 (0.75)	59.2 (1.33)	34.0 (0.27)	46.6 (0.66)
LDA	51.7 (1.37)	45.3 (0.35)	48.5 (0.73)	54.7 (1.46)	45.5 (0.50)	50.1 (0.81)
Logistic reg.	52.5 (1.57)	40.0 (0.35)	46.2 (0.84)	56.5 (1.24)	39.3 (0.32)	47.9 (0.64)
Onenn	60.9 (1.35)	53.0 (0.42)	56.9 (0.71)	72.4 (1.32)	38.0 (0.41)	55.2 (0.64)
Exemplar	60.1 (1.31)	57.8 (0.40)	58.9 (0.70)	60.0 (1.66)	58.6 (0.38)	59.3 (0.85)
Prototype	57.6 (1.38)	53.1 (0.37)	55.4 (0.77)	60.3 (1.71)	54.7 (0.30)	57.5 (0.88)

Table 2: Mean percentage accuracy of all models on the region tracing task for post 1900 senses associated with words that have at least 5 regional senses in each region (US and UK; $k = 5$). Standard deviation of accuracies taken across 20 test samples is shown in parenthesis. The right-hand side shows the results after including shared senses in both training and prediction.

where each sense’s definition sentence is encoded using SBERT and used as the feature vector. We also include a *sense frequency* baseline that always predicts the most frequent sense tag observed in the historical senses. When all historical senses correspond to a single region label, then that label is taken as the prediction for all semantic distinction models.

To train the kernel width parameter in semantic chaining (i.e., h in Equation 11), we consider all historical senses as a time series and train on as many predictions as data allows. For example, if a list of senses emerged prior to the to-be-predicted sense, then we iterate through these senses in their order of emergence. As soon as there is an observation from each class, chaining probabilities are estimated and the negative log-likelihood of the corresponding region is included in the loss function for optimization. Following Sun et al. (2021), we use L-BFGS-B (Byrd et al., 1995) to optimize the kernel width with a default value of 1 and a bound between [0.01, 100].

6.2 Inference of regional identity of slang

We now evaluate both the communicative need and semantic distinction based semantic variation models on the regional inference task. Table 2 shows the mean predictive accuracy of all models on the $k = 5$ test set. For communicative need, we observe that both the semantic need and context need models made better predictions than the simple form need model and the random baseline (i.e., 50% accuracy). For semantic distinction, the chaining models consistently outperform both the ran-

dom baseline and the discriminative classifiers.⁸ While the standard classifiers’ (LDA and logistic regression) predictability suffers from data sparsity, both models of slang variation are able to leverage enriched data points from history to perform well in a few-shot setting. Indicated by poor performance from the sense frequency baseline, we observe no discernible patterns in the emergence trajectory of senses across regions when the content of the slang usage is disregarded. In line with previous applications of semantic chaining to linguistic categories (Habibi et al., 2020; Yu and Xu, 2021), we also find exemplar-based chaining performing the best among alternative chaining models, suggesting that regional slang senses tend to form cohesive neighborhoods in the underlying semantic space. Both the exemplar and prototype models also tend to rely less on sense frequency and produce more balanced predictive accuracies across the two regions. We observe similar trends in a 3-way classification experiment involving Australian slang shown in Appendix B.

We also consider the inclusion of shared senses in addition to their regional counterparts. As shown in Table 1, shared senses account for a large portion of the sense inventory that could result in more data. For each shared sense, we track its list of references to determine its regional identity at a particular point in history. For example, a sense containing a US reference in 1930 and a UK reference in 1940 would be considered US exclusive

⁸We also considered a simple hybrid model that combines likelihood estimates from both communicative need and semantic distinction models but observe no better result. Results for this experiment can be found in Appendix D

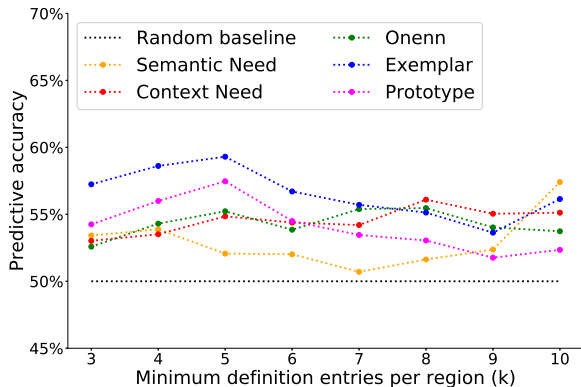


Figure 4: Predictive accuracy of the best performing models relative to the minimum number of regional senses (k) in sampled word entries. All shared historical senses are used in semantic chaining.

when used to predict the region of a sense emerging between 1930 and 1940. Senses with shared regional identities (e.g., the aforementioned sense after 1940) are considered by both regional categories in semantic chaining models to obtain more accurate kernel width estimates. We observe better model performance in all models that consider historical senses after including shared senses. Introducing shared senses most notably improved the prototype model where more senses arguably led to more accurate estimates of the prototypical senses.

Figure 4 shows the predictive accuracy of the best performing models over all samples of k . Overall, both communicative need and semantic distinction models are able to capture a notable amount of variation in the data, with the semantic chaining based models giving the best predictability. Also, the advantage of chaining-based models over frequency-based models diminishes for more polysemous slang (which presumably is also more frequently used). This suggests that as a slang obtains more senses, its set of senses becomes less cohesive and the slang word is more likely to be used to express concepts with high communicative need that are more coarsely related to its historical meaning. An alternative explanation is that those historical senses become conventionalized or dismissed over history and are thus no longer relevant in the emergence of new slang senses. Next, we test this hypothesis by constraining the number of senses considered in the chaining models.

6.3 Memory in semantic variation

Slang senses are known to be short-lived and become conventionalized or dismissed over time (Eble, 1989). We measure to what extent

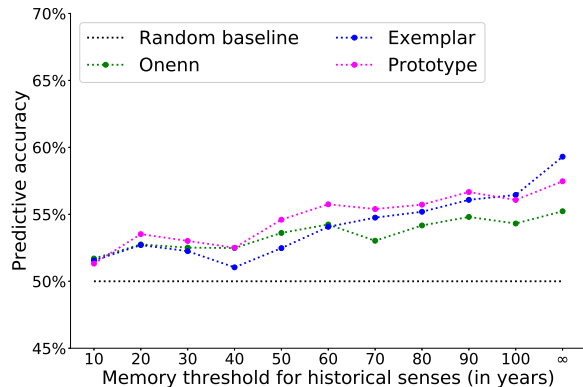


Figure 5: Predictive accuracy of all chaining models with shared senses after removing historical senses that exceed the memory threshold during prediction.

historical senses are relevant in the process of variation. We do so by constraining the number of historical senses seen by the chaining models based on their year of emergence. We focus on the $k = 5$ case and find that without a memory constraint, the average age of historical senses ranges from 36.8 years for test senses in the 1910s to 73.7 years for those in the 2010s. Figure 5 shows the mean predictive accuracy for all chaining models after removing historical senses that exceed the memory threshold. To preserve model efficacy, historical senses can still be used as examples to train the kernel width parameter, but those examples themselves are also restricted to historical senses within the memory threshold when making predictions during training. Despite our intuition, we observe a consistent upward trend in predictive accuracy as the memory constraint becomes more relaxed. Historical slang senses dating over 100 years nevertheless remain relevant when considering the semantic variation of contemporary slang.

6.4 Historical analysis of semantic variation

As a final analysis, we examine the relative importance of communicative need and semantic distinction over history by comparing their respective best-performing models on emerging senses over the past millennium. We consider all senses that emerged after 1900 in the $k = 5$ condition without class-balance sampling and partition all senses by their decade of emergence. For each decade, we create class-balanced test samples by sampling the set of senses from the more frequent region to match in size. We repeat this sampling procedure 20 times to account for all senses. We show the resulting mean predictive accuracy in Figure 6 and test sample sizes in Appendix C. Overall, both

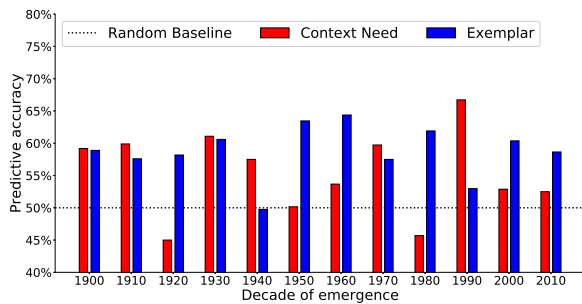


Figure 6: Predictive accuracy of the best performing communicative need and semantic distinction based models in different periods of history. All shared historical senses are used in semantic chaining.

the communicative need and semantic distinction based models show fluctuations in performance over different periods of history. More interestingly, we observe several decades in which the two models show polarizing results. In time periods such as the 1940s and 1990s, communicative need becomes the stronger predictor compared to semantic distinction. This may attribute to historical events such as World War II and the advent of internet where language users were exposed to new inventions and concepts that require slang to express, whereas language users may become more motivated in creating distinct cultural identities during the post-war eras.

7 Conclusion

We have presented a principled and large-scale computational analysis of slang semantic variation over history. Inspired by the theoretical hypotheses of communicative need and semantic distinction, we develop a computational approach to test these theories against regional slang attested in the UK and the US over a stretched period of time. We find regular patterns in slang semantic variation that are predictive of regional identities of the emerging slang senses. While both hypotheses are found to be relevant for predicting slang semantic variation, we observe that semantic distinction better explains the semantic variation in slang terms used in the US and the UK over the past two centuries. Our work sheds light on the basic principles of slang semantic variation and provides opportunities for incorporating historical cultural elements in the automated processing of informal language such as slang generation and interpretation.

Limitations

In our work, we have restricted our scope of investigation to regional semantic variation of slang between the US and the UK, two prominent English-speaking communities where data is readily available, even though our computational framework can be applied generally to other communities. Ideally, we would like to extend our work to study more fine-grained communities. This could include, for example, English-speaking regions of smaller size within a country, online communities such as Reddit and Discord, and communities that speak languages other than English.

Another open question is whether the frequency of a slang sense plays a role in determining slang semantic variation and if so in what ways. Our work is limited in this respect since most slang senses in published dictionaries are those that have been prominent enough to be recorded in the first place, and many of these slang usages may have been conventionalized. It would be interesting to study niche slang such as those in the Urban Dictionary if reliable annotations become available.

Ethics Statement

We acknowledge that many slang entries analyzed in our work might contain offensive or stereotypical views. We strive to only present examples and illustrations that do not contain such information, by not showing senses that are offensive or stereotypical in nature and editing definition and example usage sentences from the original source to remove potentially offensive content. Discretion is advised when consulting the original data source.

We have obtained written permissions from the author of Green’s Dictionary of Slang to use it for personal research use. We therefore cannot share the full dataset with the public but provide detailed preprocessing scripts and the necessary word lists to facilitate reproduction of our work.

Acknowledgements

We thank the anonymous EMNLP reviewers for their constructive comments and suggestions. We thank Jonathon Green for permission to use The Green’s Dictionary of Slang. YX was supported by an Amazon Research Award, a NSERC Discovery Grant RGPIN-2018-05872, a SSHRC Insight Grant #435190272, and an Ontario ERA Award.

References

- Asaf Amrami and Yoav Goldberg. 2019. [Towards better substitution-based word sense induction](#). *CoRR*, abs/1905.12598.
- Lars-Gunnar Andersson and Peter Trudgill. 1992. *Bad Language*. Penguin Books.
- John Ayto and John Simpson. 2010. *Oxford Dictionary of Modern Slang*. Oxford Paperback Reference. OUP Oxford.
- Pierre Baldi and Yves Chauvin. 1993. [Neural networks for fingerprint recognition](#). *Neural Computation*, 5(3):402–418.
- David Bamman, Chris Dyer, and Noah A. Smith. 2014. [Distributed representations of geographically situated language](#). In *Proceedings of the 52nd Annual Meeting of the Association for Computational Linguistics (Volume 2: Short Papers)*, pages 828–834, Baltimore, Maryland. Association for Computational Linguistics.
- Steven Bird, Ewan Klein, and Edward Loper. 2009. *Natural language processing with Python: analyzing text with the natural language toolkit*. " O'Reilly Media, Inc."
- Jane Bromley, Isabelle Guyon, Yann LeCun, Eduard Säcker, and Roopak Shah. 1994. [Signature verification using a "siamese" time delay neural network](#). In J. D. Cowan, G. Tesauero, and J. Alspector, editors, *Advances in Neural Information Processing Systems 6*, pages 737–744. Morgan-Kaufmann.
- R. Byrd, P. Lu, J. Nocedal, and C. Zhu. 1995. A limited memory algorithm for bound constrained optimization. *SIAM Journal on Scientific Computing*, 16:1190–1208.
- Tom Dalzell and Eric Partridge. 2009. *The Routledge Dictionary of Modern American Slang and Unconventional English*. Routledge.
- Marco Del Tredici and Raquel Fernández. 2017. [Semantic variation in online communities of practice](#). In *IWCS 2017 - 12th International Conference on Computational Semantics - Long papers*.
- Marco Del Tredici and Raquel Fernández. 2018. [The road to success: Assessing the fate of linguistic innovations in online communities](#). In *Proceedings of the 27th International Conference on Computational Linguistics*, pages 1591–1603, Santa Fe, New Mexico, USA. Association for Computational Linguistics.
- Jacob Devlin, Ming-Wei Chang, Kenton Lee, and Kristina Toutanova. 2019. [BERT: Pre-training of deep bidirectional transformers for language understanding](#). In *Proceedings of the 2019 Conference of the North American Chapter of the Association for Computational Linguistics: Human Language Technologies, Volume 1 (Long and Short Papers)*, pages 4171–4186, Minneapolis, Minnesota. Association for Computational Linguistics.
- Shehzaad Dhuliawala, Diptesh Kanojia, and Pushpak Bhattacharyya. 2016. [SlangNet: A WordNet like resource for English slang](#). In *Proceedings of the Tenth International Conference on Language Resources and Evaluation (LREC'16)*, pages 4329–4332, Portorož, Slovenia. European Language Resources Association (ELRA).
- Connie C Eble. 1989. The ephemerality of american college slang. In *The Fifteenth Lacus Forum*, 15, pages 457–469.
- Connie C Eble. 2012. *Slang & Sociability: In-group Language among College Students*. University of North Carolina Press, Chapel Hill, NC.
- Jacob Eisenstein, Brendan O'Connor, Noah A. Smith, and Eric P. Xing. 2014. [Diffusion of lexical change in social media](#). *PLOS ONE*, 9(11):1–13.
- Jonathan Green. 2010. *Green's Dictionary of Slang*. Chambers, London.
- Anshita Gupta, Sanya Bathla Taneja, Garima Malik, Sonakshi Vij, Devendra K. Tayal, and Amita Jain. 2019. [Slangzy: a fuzzy logic-based algorithm for english slang meaning selection](#). *Progress in Artificial Intelligence*, 8(1):111–121.
- Amir Ahmad Habibi, Charles Kemp, and Yang Xu. 2020. [Chaining and the growth of linguistic categories](#). *Cognition*, 202:104323.
- Eduard H. Hovy. 1990. [Pragmatics and natural language generation](#). *Artificial Intelligence*, 43(2):153–197.
- Andres Karjus, Richard A. Blythe, Simon Kirby, Tianyu Wang, and Kenny Smith. 2021. [Conceptual similarity and communicative need shape colexification: An experimental study](#). *Cognitive Science*, 45(9):e13035.
- Daphna Keidar, Andreas Opedal, Zhijing Jin, and Mrinmaya Sachan. 2022. [Slangvolution: A causal analysis of semantic change and frequency dynamics in slang](#). In *Proceedings of the 60th Annual Meeting of the Association for Computational Linguistics (Volume 1: Long Papers)*, pages 1422–1442, Dublin, Ireland. Association for Computational Linguistics.
- Charles Kemp and Terry Regier. 2012. [Kinship categories across languages reflect general communicative principles](#). *Science*, 336(6084):1049–1054.
- Vivek Kulkarni and William Yang Wang. 2018. [Simple models for word formation in slang](#). In *Proceedings of the 2018 Conference of the North American Chapter of the Association for Computational Linguistics: Human Language Technologies, Volume 1 (Long Papers)*, pages 1424–1434, New Orleans, Louisiana. Association for Computational Linguistics.
- William Labov. 1972. *Language in the inner city: Studies in the Black English vernacular*. University of Pennsylvania Press.

- Esther Lewin and Albert E. Lewin. 1988. *The Random House Thesaurus of Slang: 150,000 Uncensored Contemporary Slang Terms, Common Idioms, and Colloquialisms Arranged for Quick and Easy Reference*. Random House.
- Li Lucy and David Bamman. 2021. [Characterizing English Variation across Social Media Communities with BERT](#). *Transactions of the Association for Computational Linguistics*, 9:538–556.
- Elisa Mattiello. 2005. The pervasiveness of slang in standard and non-standard english. *Mots Palabras Words*, 6:7–41.
- Dong Nguyen, A. Seza Doğruöz, Carolyn P. Rosé, and Franciska de Jong. 2016. [Computational Sociolinguistics: A Survey](#). *Computational Linguistics*, 42(3):537–593.
- Ke Ni and William Yang Wang. 2017. [Learning to explain non-standard English words and phrases](#). In *Proceedings of the Eighth International Joint Conference on Natural Language Processing (Volume 2: Short Papers)*, pages 413–417, Taipei, Taiwan. Asian Federation of Natural Language Processing.
- Robert M. Nosofsky. 1986. Attention, similarity, and the identification-categorization relationship. *Journal of Experimental Psychology: General*, 115:39–57.
- Zhengqi Pei, Zhewei Sun, and Yang Xu. 2019. [Slang detection and identification](#). In *Proceedings of the 23rd Conference on Computational Natural Language Learning (CoNLL)*, pages 881–889, Hong Kong, China. Association for Computational Linguistics.
- Christian Ramiro, Mahesh Srinivasan, Barbara C. Malt, and Yang Xu. 2018. [Algorithms in the historical emergence of word senses](#). *Proceedings of the National Academy of Sciences*, 115(10):2323–2328.
- Nils Reimers and Iryna Gurevych. 2019. [SentenceBERT: Sentence embeddings using Siamese BERT-networks](#). In *Proceedings of the 2019 Conference on Empirical Methods in Natural Language Processing and the 9th International Joint Conference on Natural Language Processing (EMNLP-IJCNLP)*, pages 3982–3992, Hong Kong, China. Association for Computational Linguistics.
- Eleanor Rosch. 1975. Cognitive representations of semantic categories. *Journal of Experimental Psychology: General*, 104:192–233.
- Maria Ryskina, Ella Rabinovich, Taylor Berg-Kirkpatrick, David Mortensen, and Yulia Tsvetkov. 2020. [Where new words are born: Distributional semantic analysis of neologisms and their semantic neighborhoods](#). In *Proceedings of the Society for Computation in Linguistics 2020*, pages 367–376, New York, New York. Association for Computational Linguistics.
- Karl Sornig. 1981. *Lexical Innovation: A Study of Slang, Colloquialisms, and Casual Speech*. John Benjamins B.V., Amsterdam.
- Ian Stewart and Jacob Eisenstein. 2018. [Making “fetch” happen: The influence of social and linguistic context on nonstandard word growth and decline](#). In *Proceedings of the 2018 Conference on Empirical Methods in Natural Language Processing*, pages 4360–4370, Brussels, Belgium. Association for Computational Linguistics.
- Zhewei Sun, Richard Zemel, and Yang Xu. 2019. Slang generation as categorization. In *Proceedings of the 41st Annual Conference of the Cognitive Science Society*, pages 2898–2904. Cognitive Science Society.
- Zhewei Sun, Richard Zemel, and Yang Xu. 2021. [A computational framework for slang generation](#). *Transactions of the Association for Computational Linguistics*, 9:462–478.
- Zhewei Sun, Richard Zemel, and Yang Xu. 2022. [Semantically informed slang interpretation](#). In *Proceedings of the 2022 Annual Conference of the North American Chapter of the Association for Computational Linguistics: NAACL 2022*.
- Liang Wu, Fred Morstatter, and Huan Liu. 2018. [SlangSD: Building, expanding and using a sentiment dictionary of slang words for short-text sentiment classification](#). *Lang. Resour. Eval.*, 52(3):839–852.
- Yi Yang and Jacob Eisenstein. 2017. [Overcoming language variation in sentiment analysis with social attention](#). *Transactions of the Association for Computational Linguistics*, 5:295–307.
- Tatu Ylonen. 2022. [Wiktextract: Wiktionary as machine-readable structured data](#). In *Proceedings of the 13th Conference on Language Resources and Evaluation (LREC 2022)*, pages 1317–1325, Marseille, France.
- Lei Yu and Yang Xu. 2021. [Predicting emergent linguistic compositions through time: Syntactic frame extension via multimodal chaining](#). In *Proceedings of the 2021 Conference on Empirical Methods in Natural Language Processing*, pages 920–931, Online and Punta Cana, Dominican Republic. Association for Computational Linguistics.

A Wiktionary Experiment

Results in Figure 1 are obtained by counting the number of sense entries in the English Wiktionary.⁹ We extract all word entries using WikExtract (Ylonen, 2022) and only consider those that have 1) at least one slang sense and 2) senses in both US and UK. We determine whether a sense is regional and/or slang using metadata tags associated with each sense. Table 3 shows the full list of tags used. If one of the tags is found in the metadata, then the entry is considered part of the corresponding category. Entries with both US and UK tags are considered neither US specific nor UK specific. We obtain 810 slang words after filtering using the criteria above which contain 8,769 conventional senses and 1,262 slang senses. The proportion of senses with regional tags is shown in Figure 1.

B Australian Slang

We evaluate all semantic distinction models on a 3-way classification task including Australian slang, which makes up a small but notable portion of GDoS. Here, we only consider words with at least 3 regional senses (i.e., $k = 3$) due to data sparsity. Also, communicative need models are not evaluated because frequency statistics are not available for the Australian region on Google Ngram. We find 44 word entries that match the criteria with 395, 254, and 167 regional entries for US, UK, and Australia respectively. We also include 467 shared senses similar to the experiment described in Section 6.2. We sample class-balanced test sets and obtain 309 examples evenly divided among the 3 regions. We repeat this sampling procedure 20 times to account for all senses. Table 4 shows the results. We observe similar trends as in the US and UK only case where the semantic chaining models substantially outperform all baselines. The exemplar model achieves the highest predictive accuracy both overall and on the Australian test cases despite the set of Australian historical senses being less frequent than the others.

C Sample Sizes for Historical Analysis

Table 5 shows the number of entries sampled for the class-balanced test samples used in Section 6.4. Each sample contains an even number of entries from US and UK.

⁹<https://en.wiktionary.org/>

D Hybrid Model Analysis

We consider a hybrid model involving both communicative need and semantic distinction by combining their likelihood functions:

$$\mathcal{V}(s, w, r) \propto \mathcal{V}_{\text{need}}(\cdot) * \mathcal{V}_{\text{distinction}}(\cdot) \quad (12)$$

Table 6 shows an extended version of Table 2 with the hybrid models included. We observe that the joint model often performs much worse than the individual models, largely due to discrepancies between the two models predictions. This result has been partly reflected in the analysis presented in Section 6.4 and Figure 6. There, we observe that the relative performance of each hypothesis-driven model to vary substantially point-by-point over the time course. Therefore, combining both models often results in degraded overall predictability (e.g., often a good model is paired with an impoverished model at a certain time).

Category	Tags
Slang	Cockney, informal, slang, vulgar
US	Boston, California, Florida, Louisiana, Maine, Midwestern-US, New-Jersey, New-York, New-York-City, North-America, Northern-US, Pennsylvania, Philadelphia, Southern-US, Texas, US, Virginia, in US, in US and Canada, in US usually formal, in the US
UK	Britain, British, Cornwall, Derbyshire, Devon, East-Anglia, England, Kent, Liverpoolian, Mackem, Midlands, Multicultural-London-English, Norfolk, Northern-England, Northern-English, Northumbria, Orkney, Oxford, Pembrokeshire, Scotland, Shetland, Teesside, Tyneside, UK, Ulster, Wales, West-Midlands, Yorkshire, in Britain, in UK, of England

Table 3: Wiktionary metadata tags used to determine whether a sense is a slang or belongs to US or UK.

Model	US senses	UK senses	AUS senses	All senses
[No shared senses]				
Sense frequency	58.4 (2.58)	25.3 (1.95)	4.8 (0.78)	29.5 (1.01)
LDA	58.1 (3.56)	23.4 (1.42)	11.8 (1.29)	31.1 (1.38)
Logistic reg.	54.3 (3.33)	25.5 (1.74)	10.1 (1.08)	30.0 (1.34)
Onenn	52.4 (2.80)	26.2 (1.75)	28.3 (1.52)	35.6 (1.15)
Exemplar	42.1 (3.22)	30.7 (1.52)	38.9 (1.68)	37.2 (1.34)
Prototype	50.4 (3.26)	29.4 (1.71)	22.4 (1.64)	34.0 (1.34)
[With shared senses]				
Sense frequency	54.3 (2.85)	31.3 (1.58)	1.2 (0.42)	28.9 (1.11)
LDA	40.5 (3.28)	23.4 (1.42)	11.8 (1.29)	25.3 (1.21)
Logistic reg.	56.5 (2.97)	26.5 (1.74)	7.8 (1.11)	30.2 (1.17)
Onenn	67.9 (2.74)	23.1 (2.17)	23.0 (1.03)	38.0 (1.21)
Exemplar	45.1 (3.06)	27.0 (1.49)	49.3 (1.70)	40.5 (1.32)
Prototype	51.7 (3.50)	32.1 (1.95)	31.7 (1.20)	38.5 (1.56)

Table 4: Mean percentage accuracy of all models on the region tracing task for post 1900 senses associated with words that have at least 3 regional senses in each region (US, UK and AUS; $k = 3$). Standard deviation of accuracies taken across 20 test samples is shown in parenthesis.

Decade	Test set sample size
1900	104
1910	48
1920	44
1930	92
1940	20
1950	62
1960	64
1970	74
1980	94
1990	104
2000	92
2010	26

Table 5: Number of GDoS sense entries sampled for each time period (in decades). A sense’s time of emergence is determined by the time tag associated with the sense entry’s first valid reference.

Model	No shared senses			With shared senses		
	US senses	UK senses	All senses	US senses	UK senses	All senses
Form need	49.9 (1.20)	50.7 (0.20)	50.3 (0.57)			
Semantic need	54.0 (1.77)	50.1 (0.43)	52.1 (0.91)	Not applicable		
Context need	65.9 (1.37)	43.8 (0.46)	54.8 (0.67)			
Sense frequency	55.9 (1.44)	34.1 (0.26)	45.0 (0.75)	59.2 (1.33)	34.0 (0.27)	46.6 (0.66)
LDA	51.7 (1.37)	45.3 (0.35)	48.5 (0.73)	54.7 (1.46)	45.5 (0.50)	50.1 (0.81)
Logistic reg.	52.5 (1.57)	40.0 (0.35)	46.2 (0.84)	56.5 (1.24)	39.3 (0.32)	47.9 (0.64)
Onenn	60.9 (1.35)	53.0 (0.42)	56.9 (0.71)	72.4 (1.32)	38.0 (0.41)	55.2 (0.64)
+ Form	52.9 (1.33)	49.0 (0.55)	50.9 (0.59)	53.0 (1.43)	46.0 (0.37)	49.5 (0.64)
+ Semantic	51.1 (1.52)	55.9 (0.45)	53.5 (0.71)	52.6 (1.55)	53.9 (0.40)	53.2 (0.76)
+ Context	55.0 (1.45)	61.1 (0.50)	58.0 (0.65)	56.3 (1.43)	53.5 (0.34)	54.9 (0.72)
Exemplar	60.1 (1.31)	57.8 (0.40)	58.9 (0.70)	60.0 (1.66)	58.6 (0.38)	59.3 (0.85)
+ Form	59.8 (1.25)	53.0 (0.40)	56.4 (0.66)	52.3 (1.61)	50.3 (0.39)	51.3 (0.76)
+ Semantic	59.8 (1.24)	53.0 (0.37)	56.4 (0.67)	50.0 (1.39)	57.0 (0.41)	53.5 (0.72)
+ Context	58.7 (1.34)	54.1 (0.39)	56.4 (0.70)	50.8 (1.55)	65.3 (0.34)	58.1 (0.75)
Prototype	57.6 (1.38)	53.1 (0.37)	55.4 (0.77)	60.3 (1.71)	54.7 (0.30)	57.5 (0.88)
+ Form	49.2 (1.54)	49.4 (0.40)	49.3 (0.74)	52.0 (1.75)	50.0 (0.45)	51.0 (0.90)
+ Semantic	47.7 (1.45)	56.3 (0.43)	52.0 (0.69)	51.4 (1.83)	55.1 (0.45)	53.2 (0.82)
+ Context	48.9 (1.42)	60.6 (0.44)	54.7 (0.61)	50.0 (1.84)	61.9 (0.37)	56.0 (0.82)

Table 6: Mean percentage accuracy of all models (including hybrid models combining both communicative need and semantic distinction) on the region tracing task for post 1900 senses associated with words that have at least 5 regional senses in each region (US and UK; $k = 5$). Standard deviation of accuracies taken across 20 test samples is shown in parenthesis. The right-hand side shows the results after including shared senses in both training and prediction.