

Visual Attention Model for Name Tagging in Multimodal Social Media

Di Lu^{*1}, Leonardo Neves², Vitor Carvalho³, Ning Zhang², Heng Ji¹

¹Computer Science, Rensselaer Polytechnic Institute

{lud2, jih}@rpi.edu

²Snap Research

{lneves, ning.zhang}@snap.com

³Intuit

vitor_carvalho@intuit.com

Abstract

Everyday billions of multimodal posts containing both images and text are shared in social media sites such as Snapchat, Twitter or Instagram. This combination of image and text in a single message allows for more creative and expressive forms of communication, and has become increasingly common in such sites. This new paradigm brings new challenges for natural language understanding, as the textual component tends to be shorter, more informal, and often is only understood if combined with the visual context. In this paper, we explore the task of name tagging in multimodal social media posts. We start by creating two new multimodal datasets: one based on Twitter posts¹ and the other based on Snapchat captions (exclusively submitted to public and crowd-sourced stories). We then propose a novel model based on Visual Attention that not only provides deeper visual understanding on the decisions of the model, but also significantly outperforms other state-of-the-art baseline methods for this task.²

1 Introduction

Social platforms, like Snapchat, Twitter, Instagram and Pinterest, have become part of our lives and play an important role in making communication easier and accessible. Once text-centric, social media platforms are becoming in-

creasingly multimodal, with users combining images, videos, audios, and texts for better expressiveness. As social media posts become more multimodal, the natural language understanding of the textual components of these messages becomes increasingly challenging. In fact, it is often the case that the textual component can only be understood in combination with the visual context of the message.

In this context, here we study the task of Name Tagging for social media containing both image and textual contents. Name tagging is a key task for language understanding, and provides input to several other tasks such as Question Answering, Summarization, Searching and Recommendation. Despite its importance, most of the research in name tagging has focused on news articles and longer text documents, and not as much in multimodal social media data (Baldwin et al., 2015).

However, multimodality is not the only challenge to perform name tagging on such data. The textual components of these messages are often very short, which limits context around names. Moreover, there linguistic variations, slangs, typos and colloquial language are extremely common, such as using ‘loooooove’ for ‘love’, ‘LosAngeles’ for ‘Los Angeles’, and ‘#Chicago #Bull’ for ‘Chicago Bulls’. These characteristics of social media data clearly illustrate the higher difficulty of this task, if compared to traditional newswire name tagging.

In this work, we modify and extend the current state-of-the-art model (Lample et al., 2016; Ma and Hovy, 2016) in name tagging to incorporate the visual information of social media posts using an Attention mechanism. Although the usually short textual components of social media posts provide limited contextual information, the accompanying images often provide rich information that can be useful for name tagging. For ex-

^{*}This work was mostly done during the first author’s internship at Snap Research.

¹The Twitter data and associated images presented in this paper were downloaded from <https://archive.org/details/twitterstream>

²We will make the annotations on Twitter data available for research purpose upon request.




Figure 1: Examples of *Modern Baseball* associated with different images.

ample, as shown in Figure 1, both captions include the phrase ‘*Modern Baseball*’. It is not easy to tell if each *Modern Baseball* refers to a name or not from the textual evidence only. However using the associated images as reference, we can easily infer that *Modern Baseball* in the first sentence should be the name of a band because of the implicit features from the objects like instruments and stage, and the *Modern Baseball* in the second sentence refers to the sport of baseball because of the pitcher in the image.

In this paper, given an image-sentence pair as input, we explore a new approach to leverage visual context for name tagging in text. First, we propose an attention-based model to extract visual features from the regions in the image that are most related to the text. It can ignore irrelevant visual information. Secondly, we propose to use a gate to combine textual features extracted by a Bidirectional Long Short Term Memory (BLSTM) and extracted visual features, before feed them into a Conditional Random Fields(CRF) layer for tag predication. The proposed gate architecture plays the role to modulate word-level multimodal features.

We evaluate our model on two labeled datasets collected from Snapchat and Twitter respectively. Our experimental results show that the proposed model outperforms state-for-the-art name tagger in multimodal social media.

The main contributions of this work are as follows:

- We create two new datasets for name tagging in multimedia data, one using Twitter and the other using crowd-sourced Snapchat posts. These new datasets effectively constitute new benchmarks for the task.
- We propose a visual attention model specifically for name tagging in multimodal social media data. The proposed end-to-end model

only uses image-sentence pairs as input without any human designed features, and a Visual Attention component that helps understand the decision making of the model.

2 Model

Figure 2 shows the overall architecture of our model. We describe three main components of our model in this section: BLSTM-CRF sequence labeling model (Section 2.1), Visual Attention Model (Section 2.3) and Modulation Gate (Section 2.4).

Given a pair of sentence and image as input, the Visual Attention Model extracts regional visual features from the image and computes the weighted sum of the regional visual features as the visual context vector, based on their relatedness with the sentence. The BLSTM-CRF sequence labeling model predicts the label for each word in the sentence based on both the visual context vector and the textual information of the words. The modulation gate controls the combination of the visual context vector and the word representations for each word before the CRF layer.

2.1 BLSTM-CRF Sequence Labeling

We model name tagging as a sequence labeling problem. Given a sequence of words: $S = \{s_1, s_2, \dots, s_n\}$, we aim to predict a sequence of labels: $L = \{l_1, l_2, \dots, l_n\}$, where $l_i \in \mathcal{L}$ and \mathcal{L} is a pre-defined label set.

Bidirectional LSTM. Long Short-term Memory Networks (LSTMs) (Hochreiter and Schmidhuber, 1997) are variants of Recurrent Neural Networks (RNNs) designed to capture long-range dependencies of input. The equations of a LSTM cell are as follows:

$$\begin{aligned}
 i_t &= \sigma(W_{xi}x_t + W_{hi}h_{t-1} + b_i) \\
 f_t &= \sigma(W_{xf}x_t + W_{hf}h_{t-1} + b_f) \\
 \tilde{c}_t &= \tanh(W_{xc}x_t + W_{hc}h_{t-1} + b_c) \\
 c_t &= f_t \odot c_{t-1} + i_t \odot \tilde{c}_t \\
 o_t &= \sigma(W_{xo}x_t + W_{ho}h_{t-1} + b_o) \\
 h_t &= o_t \odot \tanh(c_t)
 \end{aligned}$$

where x_t , c_t and h_t are the input, memory and hidden state at time t respectively. W_{xi} , W_{hi} , W_{xf} , W_{hf} , W_{xc} , W_{hc} , W_{xo} , and W_{ho} are weight matrices. \odot is the element-wise product function and σ is the element-wise sigmoid function.

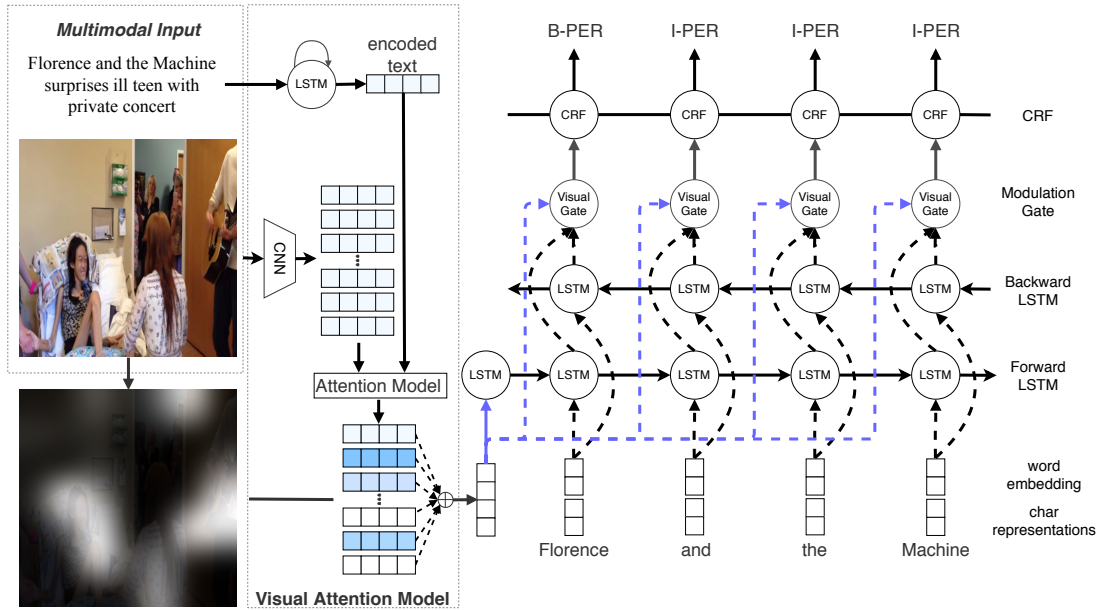


Figure 2: Overall Architecture of the Visual Attention Name Tagging Model.

Name Tagging benefits from both of the past (left) and the future (right) contexts, thus we implement the Bidirectional LSTM (Graves et al., 2013; Dyer et al., 2015) by concatenating the left and right context representations, $h_t = [\vec{h}_t, \overleftarrow{h}_t]$, for each word.

Character-level Representation. Following (Lample et al., 2016), we generate the character-level representation for each word using another BLSTM. It receives character embeddings as input and generates representations combining implicit prefix, suffix and spelling information. The final word representation x_i is the concatenation of word embedding e_i and character-level representation c_i .

$$c_i = BLSTM_{char}(s_i) \quad s_i \in S$$

$$x_i = [e_i, c_i]$$

Conditional random fields (CRFs). For name tagging, it is important to consider the constraints of the labels in neighborhood (e.g., I-LOC must follow B-LOC). CRFs (Lafferty et al., 2001) are effective to learn those constraints and jointly predict the best chain of labels. We follow the implementation of CRFs in (Ma and Hovy, 2016).

2.2 Visual Feature Representation

We use Convolutional Neural Networks (CNNs) (LeCun et al., 1989) to obtain the representations of images. Particularly, we use Residual Net (ResNet) (He et al., 2016), which

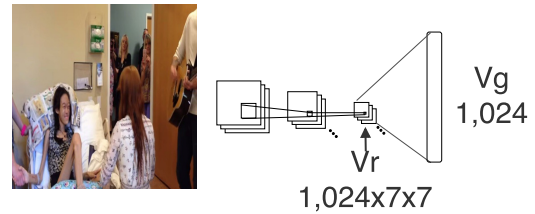


Figure 3: CNN for visual features extraction.

achieves state-of-the-art on ImageNet (Russakovsky et al., 2015) detection, ImageNet localization, COCO (Lin et al., 2014) detection, and COCO segmentation tasks. Given an input pair (S, I) , where S represents the word sequence and I represents the image rescaled to 224x224 pixels, we use ResNet to extract visual features for regional areas as well as for the whole image (Fig 3):

$$V_g = ResNet_g(I)$$

$$V_r = ResNet_r(I)$$

where the global visual vector V_g , which represents the whole image, is the output before the last fully connected layer³. The dimension of V_g is 1,024. V_r are the visual representations for regional areas and they are extracted from the last convolutional layer of ResNet, and the dimension is 1,024x7x7 as shown in Figure 3. 7x7 is the number of regions in the image and 1,024 is the

³the last fully connect layer outputs the probabilities over 1,000 classes of objects.

dimension of the feature vector. Thus each feature vector of V_r corresponds to a 32x32 pixel region of the rescaled input image.

2.3 Visual Attention Model




Figure 4: Example of partially related image and sentence. (*‘I have just bought Jeremy Pied.’*)

The global visual representation is a reasonable representation of the whole input image, but not the best. Sometimes only parts of the image are related to the associated sentence. For example, the visual features from the right part of the image in Figure 4 cannot contribute to inferring the information in the associated sentence *‘I have just bought Jeremy Pied.’* In this work we utilize visual attention mechanism to combat the problem, which has been proven effective for vision-language related tasks such as Image Captioning (Xu et al., 2015) and Visual Question Answering (Yang et al., 2016b; Lu et al., 2016), by enforcing the model to focus on the regions in images that are mostly related to context textual information while ignoring irrelevant regions. Also the visualization of attention can also help us to understand the decision making of the model. Attention mechanism is mapping a query and a set of key-value pairs to an output. The output is a weighted sum of the values and the assigned weight for each value is computed by a function of the query and corresponding key. We encode the sentence into a query vector using an LSTM, and use regional visual representations V_r as both keys and values.

Text Query Vector. We use an LSTM to encode the sentence into a query vector, in which the inputs of the LSTM are the concatenations of word embeddings and character-level word representations. Different from the LSTM model used for sequence labeling in Section 2.1, the LSTM here aims to get the semantic information of the sen-

tence and it is unidirectional:

$$Q = LSTM_{query}(S) \quad (1)$$

Attention Implementation. There are many implementations of visual attention mechanism such as Multi-layer Perceptron (Bahdanau et al., 2014), Bilinear (Luong et al., 2015), dot product (Luong et al., 2015), Scaled Dot Product (Vaswani et al., 2017), and linear projection after summation (Yang et al., 2016b). Based on our experimental results, dot product implementations usually result in more concentrated attentions and linear projection after summation results in more dispersed attentions. In the context of name tagging, we choose the implementation of linear projection after summation because it is beneficial for the model to utilize as many related visual features as possible, and concentrated attentions may make the model bias. For implementation, we first project the text query vector Q and regional visual features V_r into the same dimensions:

$$P_t = \tanh(W_t Q)$$

$$P_v = \tanh(W_v V_r)$$

then we sum up the projected query vector with each projected regional visual vector respectively:

$$A = P_t \oplus P_v$$

the weights of the regional visual vectors:

$$E = \text{softmax}(W_a A + b_a)$$

where W_a is weights matrix. The weighted sum of the regional visual features is:

$$v_c = \sum \alpha_i v_i \quad \alpha_i \in E, v_i \in V_r$$

We use v_c as the visual context vector to initialize the BLSTM sequence labeling model in Section 2.1. We compare the performances of the models using global visual vector V_g and attention based visual context vector V_c for initialization in Section 4.

2.4 Visual Modulation Gate

The BLSTM-CRF sequence labeling model benefits from using the visual context vector to initialize the LSTM cell. However, the better way to utilize visual features for sequence labeling is to incorporate the features at word level individually. However visual features contribute quite

differently when they are used to infer the tags of different words. For example, we can easily find matched visual patterns from associated images for verbs such as ‘sing’, ‘run’, and ‘play’. Words/Phrases such as names of basketball players, artists, and buildings are often well-aligned with objects in images. However it is difficult to align function words such as ‘the’, ‘of’ and ‘well’ with visual features. Fortunately, most of the challenging cases in name tagging involve nouns and verbs, the disambiguation of which can benefit more from visual features.

We propose to use a visual modulation gate, similar to (Miyamoto and Cho, 2016; Yang et al., 2016a), to dynamically control the combination of visual features and word representation generated by BLSTM at word-level, before feed them into the CRF layer for tag prediction. The equations for the implementation of modulation gate are as follows:

$$\begin{aligned}\beta_v &= \sigma(W_v h_i + U_v v_c + b_v) \\ \beta_w &= \sigma(W_w h_i + U_w v_c + b_w) \\ m &= \tanh(W_m h_i + U_m v_c + b_m) \\ w_m &= \beta_w \cdot h_i + \beta_v \cdot m\end{aligned}$$

where h_i is the word representation generated by BLSTM, v_c is the computed visual context vector, W_v , W_w , W_m , U_v , U_w and U_m are weight matrices, σ is the element-wise sigmoid function, and w_m is the modulated word representations fed into the CRF layer in Section 2.1. We conduct experiments to evaluate the impact of modulation gate in Section 4.

3 Datasets

We evaluate our model on two multimodal datasets, which are collected from Twitter and Snapchat respectively. Table 1 summarizes the data statistics. Both datasets contain four types of named entities: Location, Person, Organization and Miscellaneous. Each data instance contains a pair of sentence and image, and the names in sentences are manually tagged by three expert labelers.

Twitter name tagging. The Twitter name tagging dataset contains pairs of tweets and their associated images extracted from May 2016, January 2017 and June 2017. We use sports and social event related key words, such as *concert*, *festival*, *soccer*, *basketball*, as queries. We don’t take

into consideration messages without images for this experiment. If a tweet has more than one image associated to it, we randomly select one of the images.

Snap name tagging. The Snap name tagging dataset consists of caption and image pairs exclusively extracted from snaps submitted to public and live stories. They were collected between May and July of 2017. The data contains captions submitted to multiple community curated stories like the Electric Daisy Carnival (EDC) music festival and the Golden State Warrior’s NBA parade.

Both Twitter and Snapchat are social media with plenty of multimodal posts, but they have obvious differences with sentence length and image styles. In Twitter, text plays a more important role, and the sentences in the Twitter dataset are much longer than those in the Snap dataset (16.0 tokens vs 8.1 tokens). The image is often more related to the content of the text and added with the purpose of illustrating or giving more context. On the other hand, as users of Snapchat use cameras to communicate, the roles of text and image are switched. Captions are often added to complement what is being portrayed by the snap. On our experiment section we will show that our proposed model outperforms baseline on both datasets.

We believe the Twitter dataset can be an important step towards more research in multimodal name tagging and we plan to provide it as a benchmark upon request.

4 Experiment

4.1 Training

Tokenization. To tokenize the sentences, we use the same rules as (Owoputi et al., 2013), except we separate the hashtag ‘#’ with the words after.

Labeling Schema. We use the standard BIO schema (Sang and Veenstra, 1999), because we see little difference when we switch to BIOES schema (Ratinov and Roth, 2009).

Word embeddings. We use the 100-dimensional GloVe⁴ (Pennington et al., 2014) embeddings trained on 2 billions tweets to initialize the lookup table and do fine-tuning during training.

Character embeddings. As in (Lample et al., 2016), we randomly initialize the character embeddings with uniform samples. Based on experimental results, the size of the character embeddings affects little, and we set it as 50.

⁴<https://nlp.stanford.edu/projects/glove/>

		Training	Development	Testing
Snapchat	Sentences	4,817	1,032	1,033
	Tokens	39,035	8,334	8,110
Twitter	Sentences	4,290	1,432	1,459
	Tokens	68,655	22,872	23,051

Table 1: Sizes of the datasets in numbers of sentence and token.

Pretrained CNNs. We use the pretrained ResNet-152 (He et al., 2016) from Pytorch.

Early Stopping. We use early stopping (Caruana et al., 2001; Graves et al., 2013) with a patience of 15 to prevent the model from over-fitting.

Fine Tuning. The models are optimized with fine-tuning on both the word-embeddings and the pre-trained ResNet.

Optimization. The models achieve the best performance by using mini-batch stochastic gradient descent (SGD) with batch size 20 and momentum 0.9 on both datasets. We set an initial learning rate of $\eta_0 = 0.03$ with decay rate of $\rho = 0.01$. We use a gradient clipping of 5.0 to reduce the effects of gradient exploding.

Hyper-parameters. We summarize the hyper-parameters in Table 2.

Hyper-parameter	Value
LSTM hidden state size	300
Char LSTM hidden state size	50
visual vector size	100
dropout rate	0.5

Table 2: Hyper-parameters of the networks.

4.2 Results

Table 3 shows the performance of the baseline, which is BLSTM-CRF with sentences as input only, and our proposed models on both datasets.

BLSTM-CRF + Global Image Vector: use global image vector to initialize the BLSTM-CRF.

BLSTM-CRF + Visual attention: use attention based visual context vector to initialize the BLSTM-CRF.

BLSTM-CRF + Visual attention + Gate: modulate word representations with visual vector.

Our final model **BLSTM-CRF + VISUAL ATTENTION + GATE**, which has visual attention component and modulation gate, obtains the best F1 scores on both datasets. Visual features successfully play a role of validating entity types. For example, when there is a person in the image, it

is more likely to include a person name in the associated sentence, but when there is a soccer field in the image, it is more likely to include a sports team name.

All the models get better scores on Twitter dataset than on Snap dataset, because the average length of the sentences in Snap dataset (8.1 tokens) is much smaller than that of Twitter dataset (16.0 tokens), which means there is much less contextual information in Snap dataset.

Also comparing the gains from visual features on different datasets, we find that the model benefits more from visual features on Twitter dataset, considering the much higher baseline scores on Twitter dataset. Based on our observation, users of Snapchat often post selfies with captions, which means some of the images are not strongly related to their associated captions. In contrast, users of Twitter prefer to post images to illustrate texts

4.3 Attention Visualization

Figure 5 shows some good examples of the attention visualization and their corresponding name tagging results. The model can successfully focus on appropriate regions when the images are well aligned with the associated sentences. Based on our observation, the multimodal contexts in posts related to sports, concerts or festival are usually better aligned with each other, therefore the visual features easily contribute to these cases. For example, the ball and shoot action in example (a) in Figure 5 indicates that the context should be related to basketball, thus the ‘Warriors’ should be the name of a sports team. A singing person with a microphone in example (b) indicates that the name of an artist or a band (‘Radiohead’) may appear in the sentence.

The second and the third rows in Figure 5 show some more challenging cases whose tagging results benefit from visual features. In example (d), the model pays attention to the big Apple logo, thus tags the ‘Apple’ in the sentence as an Organization name. In example (e) and (i), a small

Model	Snap Captions			Twitter		
	Precision	Recall	F1	Precision	Recall	F1
BLSTM-CRF	57.71	58.65	58.18	78.88	77.47	78.17
BLSTM-CRF + Global Image Vector	61.49	57.84	59.61	79.75	77.32	78.51
BLSTM-CRF + Visual attention	65.53	57.03	60.98	80.81	77.36	79.05
BLSTM-CRF + Visual attention + Gate	66.67	57.84	61.94	81.62	79.90	80.75

Table 3: Results of our models on noisy social media data.

group of people indicates that it is likely to include names of bands (*‘Florence and the Machine’* and *‘BTS’*). And a crowd can indicate an organization (*‘Warriorette’* in example (i)). A jersey shirt on the table indicates a sports team. (*‘Leicester’* in example (h) can refer to both a city and a soccer club based in it.)

4.4 Error Analysis

Figure 6 shows some failed examples that are categorized into three types: (1) bad alignments between visual and textual information; (2) blur images; (3) wrong attention made by the model.

Name tagging greatly benefits from visual fea-

tures when the sentences are well aligned with the associated image as we show in Section 4.3. But it is not always the case in social media. The example (a) in Figure 6 shows a failed example resulted from poor alignment between sentences and images. In this image, there are two bins standing in front of a wall, but the sentence talks about basketball players. The unrelated visual information makes the model tag *‘Cleveland’* as a Location, however it refers to the basketball team *‘Cleveland Cavaliers’*.

The image in example (b) is blur, so the extracted visual information extracted actually introduces noise instead of additional information. The

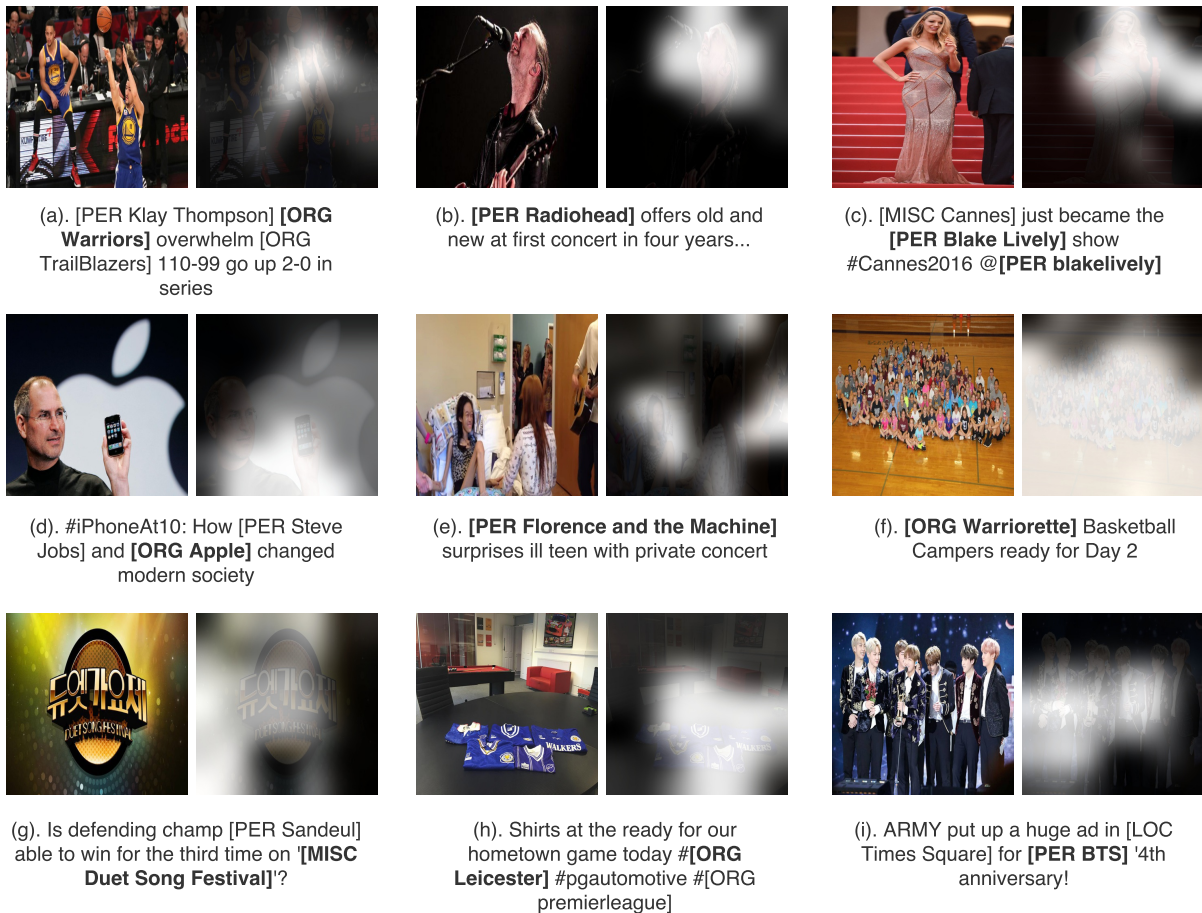


Figure 5: Examples of visual attentions and NER outputs.




Figure 6: Examples of Failed Visual Attention.

image in example (c) is about a baseball pitcher, but our model pays attention to the top right corner of the image. The visual context feature computed by our model is not related to the sentence, and results in missed tagging of ‘SBU’, which is an organization name.

5 Related Work

In this section, we summarize relevant background on previous work on name tagging and visual attention.

Name Tagging. In recent years, (Chiu and Nichols, 2015; Lample et al., 2016; Ma and Hovy, 2016) proposed several neural network architectures for named tagging that outperform traditional explicit features based methods (Chieu and Ng, 2002; Florian et al., 2003; Ando and Zhang, 2005; Ratniov and Roth, 2009; Lin and Wu, 2009; Passos et al., 2014; Luo et al., 2015). They all use Bidirectional LSTM (BLSTM) to extract features from a sequence of words. For character-level representations, (Lample et al., 2016) proposed to use another BLSTM to capture prefix and suffix information of words, and (Chiu and Nichols, 2015; Ma and Hovy, 2016) used CNN to extract position-independent character features. On top of BLSTM, (Chiu and Nichols, 2015) used a softmax layer to predict the label for each word, and (Lample et al., 2016; Ma and Hovy, 2016) used a CRF layer for joint prediction. Compared with traditional approaches, neural networks based approaches do not require hand-crafted features and achieved state-of-the-art performance on name tagging (Ma and Hovy, 2016). However, these methods were mainly developed for newswire and paid little attention to social media. For name tagging in social media, (Ritter et al., 2011) leveraged a large amount of unlabeled data and many dictionaries into a pipeline model. (Limsopatham and Collier, 2016) adapted the BLSTM-CRF model with additional word

shape information, and (Aguilar et al., 2017) utilized an effective multi-task approach. Among these methods, our model is most similar to (Lample et al., 2016), but we designed a new visual attention component and a modulation control gate. **Visual Attention.** Since the attention mechanism was proposed by (Bahdanau et al., 2014), it has been widely adopted to language and vision related tasks, such as Image Captioning and Visual Question Answering (VQA), by retrieving the visual features most related to text context (Zhu et al., 2016; Anderson et al., 2017; Xu and Saenko, 2016; Chen et al., 2015). (Xu et al., 2015) proposed to predict a word based on the visual patch that is most related to the last predicted word for image captioning. (Yang et al., 2016b; Lu et al., 2016) applied attention mechanism for VQA, to find the regions in images that are most related to the questions. (Yu et al., 2016) applied the visual attention mechanism on video captioning. Our attention implementation approach in this work is similar to those used for VQA. The model finds the regions in images that are most related to the accompanying sentences, and then feed the visual features into an BLSTM-CRF sequence labeling model. The differences are: (1) we add visual context feature at each step of sequence labeling; and (2) we propose to use a gate to control the combination of the visual information and textual information based on their relatedness. 2

6 Conclusions and Future Work

We propose a gated Visual Attention for name tagging in multimodal social media. We construct two multimodal datasets from Twitter and Snapchat. Experiments show an absolute 3%-4% F-score gain. We hope this work will encourage more research on multimodal social media in the future and we plan on making our benchmark available upon request.

Name Tagging for more fine-grained types (e.g.

soccer team, basketball team, politician, artist) can benefit more from visual features. For example, an image including a pitcher indicates that the ‘Giants’ in context should refer to the baseball team ‘San Francisco Giants’. We plan to expand our model to tasks such as fine-grained Name Tagging or Entity Liking in the future.

Acknowledgments

This work was partially supported by the U.S. DARPA AIDA Program No. FA8750-18-2-0014 and U.S. ARL NS-CTA No. W911NF-09-2-0053. The views and conclusions contained in this document are those of the authors and should not be interpreted as representing the official policies, either expressed or implied, of the U.S. Government. The U.S. Government is authorized to reproduce and distribute reprints for Government purposes notwithstanding any copyright notation here on.

References

- Gustavo Aguilar, Suraj Maharjan, Adrian Pastor López Monroy, and Tamar Solorio. 2017. A multi-task approach for named entity recognition in social media data. In *Proceedings of the 3rd Workshop on Noisy User-generated Text*.
- Peter Anderson, Xiaodong He, Chris Buehler, Damien Teney, Mark Johnson, Stephen Gould, and Lei Zhang. 2017. Bottom-up and top-down attention for image captioning and vqa. *arXiv preprint arXiv:1707.07998*.
- Rie Kubota Ando and Tong Zhang. 2005. A framework for learning predictive structures from multiple tasks and unlabeled data. *Journal of Machine Learning Research*.
- Dzmitry Bahdanau, Kyunghyun Cho, and Yoshua Bengio. 2014. Neural machine translation by jointly learning to align and translate. In *Proceedings of the 2015 International Conference on Learning Representations*.
- Timothy Baldwin, Marie-Catherine de Marneffe, Bo Han, Young-Bum Kim, Alan Ritter, and Wei Xu. 2015. Shared tasks of the 2015 workshop on noisy user-generated text: Twitter lexical normalization and named entity recognition. In *Proceedings of the Workshop on Noisy User-generated Text*.
- Rich Caruana, Steve Lawrence, and C Lee Giles. 2001. Overfitting in neural nets: Backpropagation, conjugate gradient, and early stopping. In *Proceedings of the 2001 Advances in Neural Information Processing Systems*.
- Kan Chen, Jiang Wang, Liang-Chieh Chen, Haoyuan Gao, Wei Xu, and Ram Nevatia. 2015. Abc-cnn: An attention based convolutional neural network for visual question answering. *arXiv preprint arXiv:1511.05960*.
- Hai Leong Chieu and Hwee Tou Ng. 2002. Named entity recognition: a maximum entropy approach using global information. In *Proceedings of the 19th international conference on Computational Linguistics*.
- Jason PC Chiu and Eric Nichols. 2015. Named entity recognition with bidirectional lstm-cnns. *Transactions of the Association of Computational Linguistics*.
- Chris Dyer, Miguel Ballesteros, Wang Ling, Austin Matthews, and Noah A Smith. 2015. Transition-based dependency parsing with stack long short-term memory. In *Proceedings of the 53rd Annual Meeting of the Association for Computational Linguistics and the 7th International Joint Conference on Natural Language Processing*.
- Radu Florian, Abe Ittycheriah, Hongyan Jing, and Tong Zhang. 2003. Named entity recognition through classifier combination. In *Proceedings of the seventh conference on Natural language learning at HLT-NAACL*.
- Alex Graves, Abdel-rahman Mohamed, and Geoffrey Hinton. 2013. Speech recognition with deep recurrent neural networks. In *Proceedings of the 2013 IEEE international conference on acoustics, speech and signal processing*.
- Kaiming He, Xiangyu Zhang, Shaoqing Ren, and Jian Sun. 2016. Deep residual learning for image recognition. In *Proceedings of the IEEE conference on computer vision and pattern recognition*.
- Sepp Hochreiter and Jürgen Schmidhuber. 1997. Long short-term memory. *Neural computation*.
- John Lafferty, Andrew McCallum, and Fernando CN Pereira. 2001. Conditional random fields: Probabilistic models for segmenting and labeling sequence data. In *Proceedings of the Eighteenth International Conference on Machine Learning*.
- Guillaume Lample, Miguel Ballesteros, Sandeep Subramanian, Kazuya Kawakami, and Chris Dyer. 2016. Neural architectures for named entity recognition. In *Proceedings of the 2016 Conference of the North American Chapter of the Association for Computational Linguistics: Human Language Technologies*.
- Yann LeCun, Bernhard Boser, John S Denker, Donnie Henderson, Richard E Howard, Wayne Hubbard, and Lawrence D Jackel. 1989. Backpropagation applied to handwritten zip code recognition. *Neural computation*.
- Nut Limsopatham and Nigel Henry Collier. 2016. Bidirectional lstm for named entity recognition in twitter messages. In *Proceedings of the 2nd Workshop on Noisy User-generated Text*.

- Dekang Lin and Xiaoyun Wu. 2009. Phrase clustering for discriminative learning. In *Proceedings of the Joint Conference of the 47th Annual Meeting of the ACL and the 4th International Joint Conference on Natural Language Processing of the AFNLP*.
- Tsung-Yi Lin, Michael Maire, Serge Belongie, James Hays, Pietro Perona, Deva Ramanan, Piotr Dollár, and C Lawrence Zitnick. 2014. Microsoft coco: Common objects in context. In *Proceedings of the 2014 European Conference on Computer Vision*.
- Jiasen Lu, Jianwei Yang, Dhruv Batra, and Devi Parikh. 2016. Hierarchical question-image co-attention for visual question answering. In *Proceedings of the 2016 Advances In Neural Information Processing Systems*.
- Gang Luo, Xiaojiang Huang, Chin-Yew Lin, and Zaiqing Nie. 2015. Joint entity recognition and disambiguation. In *Proceedings of the 2015 Conference on Empirical Methods in Natural Language Processing*.
- Minh-Thang Luong, Hieu Pham, and Christopher D Manning. 2015. Effective approaches to attention-based neural machine translation. In *Proceedings of the 2015 Conference on Empirical Methods in Natural Language Processing*.
- Xuezhe Ma and Eduard Hovy. 2016. End-to-end sequence labeling via bi-directional lstm-cnns-crf. In *Proceedings of the 54th Annual Meeting of the Association for Computational Linguistics*.
- Yasumasa Miyamoto and Kyunghyun Cho. 2016. Gated word-character recurrent language model. In *Proceedings of the 2016 Conference on Empirical Methods in Natural Language Processing*.
- Olutobi Owoputi, Brendan O'Connor, Chris Dyer, Kevin Gimpel, Nathan Schneider, and Noah A Smith. 2013. Improved part-of-speech tagging for online conversational text with word clusters. In *Proceedings of the 2013 Conference of the North American Chapter of the Association for Computational Linguistics: Human Language Technologies*.
- Alexandre Passos, Vineet Kumar, and Andrew McCallum. 2014. Lexicon infused phrase embeddings for named entity resolution. In *Proceedings of the Eighteenth Conference on Computational Natural Language Learning*.
- Jeffrey Pennington, Richard Socher, and Christopher Manning. 2014. Glove: Global vectors for word representation. In *Proceedings of the 2014 conference on empirical methods in natural language processing*.
- Lev Ratinov and Dan Roth. 2009. Design challenges and misconceptions in named entity recognition. In *Proceedings of the Thirteenth Conference on Computational Natural Language Learning*.
- Alan Ritter, Sam Clark, Oren Etzioni, et al. 2011. Named entity recognition in tweets: an experimental study. In *Proceedings of the conference on Empirical Methods in Natural Language Processing*.
- Olga Russakovsky, Jia Deng, Hao Su, Jonathan Krause, Sanjeev Satheesh, Sean Ma, Zhiheng Huang, Andrej Karpathy, Aditya Khosla, Michael Bernstein, et al. 2015. Imagenet large scale visual recognition challenge. *International Journal of Computer Vision*.
- Erik F Sang and Jorn Veenstra. 1999. Representing text chunks. In *Proceedings of the ninth conference on European chapter of the Association for Computational Linguistics*.
- Ashish Vaswani, Noam Shazeer, Niki Parmar, Jakob Uszkoreit, Llion Jones, Aidan N Gomez, Łukasz Kaiser, and Illia Polosukhin. 2017. Attention is all you need. In *Proceedings of the 2017 Advances in Neural Information Processing Systems*.
- Huijuan Xu and Kate Saenko. 2016. Ask, attend and answer: Exploring question-guided spatial attention for visual question answering. In *Proceedings of the 2016 European Conference on Computer Vision*.
- Kelvin Xu, Jimmy Ba, Ryan Kiros, Kyunghyun Cho, Aaron Courville, Ruslan Salakhudinov, Rich Zemel, and Yoshua Bengio. 2015. Show, attend and tell: Neural image caption generation with visual attention. In *Proceedings of the 2015 International Conference on Machine Learning*.
- Zhilin Yang, Bhuwan Dhingra, Ye Yuan, Junjie Hu, William W Cohen, and Ruslan Salakhudinov. 2016a. Words or characters? fine-grained gating for reading comprehension. In *Proceedings of the 2016 International Conference on Learning Representations*.
- Zichao Yang, Xiaodong He, Jianfeng Gao, Li Deng, and Alex Smola. 2016b. Stacked attention networks for image question answering. In *Proceedings of the IEEE Conference on Computer Vision and Pattern Recognition*.
- Haonan Yu, Jiang Wang, Zhiheng Huang, Yi Yang, and Wei Xu. 2016. Video paragraph captioning using hierarchical recurrent neural networks. In *Proceedings of the IEEE conference on computer vision and pattern recognition*.
- Yuke Zhu, Oliver Groth, Michael Bernstein, and Li Fei-Fei. 2016. Visual7w: Grounded question answering in images. In *Proceedings of the IEEE Conference on Computer Vision and Pattern Recognition*.