

# COLLOQL: Robust Cross-Domain Text-to-SQL Over Search Queries

Karthik Radhakrishnan\*  
Carnegie Mellon University

Arvind Srikantan  
Salesforce Inc.

Xi Victoria Lin  
Salesforce Research

kradhak2@cs.cmu.edu asrikantan@salesforce.com xilin@salesforce.com

## Abstract

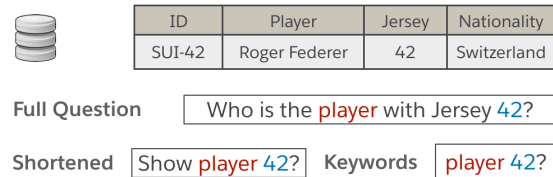
Translating natural language utterances to executable queries is a helpful technique in making the vast amount of data stored in relational databases accessible to a wider range of non-tech-savvy end users. Prior work in this area has largely focused on textual input that is linguistically correct and semantically unambiguous. However, real-world user queries are often succinct, colloquial, and noisy, resembling the input of a search engine. In this work, we introduce data augmentation techniques and a sampling-based content-aware BERT model (COLLOQL) to achieve robust text-to-SQL modeling over natural language search (NLS) questions. Due to the lack of evaluation data, we curate a new dataset of NLS questions and demonstrate the efficacy of our approach. COLLOQL’s superior performance extends to well-formed text, achieving 84.9% (logical) and 90.7% (execution) accuracy on the WikiSQL dataset, making it, to the best of our knowledge, the highest performing model that does not use execution guided decoding.

## 1 Introduction

Relational databases store a vast amount of the world’s data and are typically accessed via structured query languages like SQL. A natural language interface to these databases (NLIDB) could significantly improve the accessibility of this data by allowing users to retrieve and utilize the information without any programming expertise. With the release of large-scale datasets (Zhong et al., 2017; Finegan-Dollak et al., 2018; Yu et al., 2018b), this task has gained a lot of attention and has been widely studied in recent years.

Prior research has primarily focused on translating grammatical, complete sentences to queries.

\* This research was conducted during the author’s internship at Salesforce.



ID	Player	Jersey	Nationality
SUI-42	Roger Federer	42	Switzerland

Full Question

Shortened  Keywords

Figure 1: Examples of search-style user queries.

However, an internal user survey on the search service of a major customer relationship management (CRM) platform<sup>1</sup> revealed that users have a tendency to communicate in a colloquial form which could vary from using only keywords (“player 42”) to very short phrases (“show player 42”) to complete sentences (“Who is the player who wears Jersey 42?”). Apart from variation in style, users dropping content words from their searches in the interest of brevity also has the potential consequence of making their questions ambiguous. This could render the task unsolvable even to models accustomed to the NLS style of text. For example, in Figure 1, without the word “Jersey”, it is impossible to identify which column’s value (Id or Jersey) must equal 42.

In this work, we show that Text2SQL systems trained on only complete sentences struggle to adapt to the noisy keyword/short phrasal style of questions. To combat this, we introduce different data augmentation strategies inspired from our user search patterns and style. To tackle the induced ambiguity, a potential solution is to utilize the table content by allowing the model to scan the table for different terms present in the question and utilize that information to disambiguate (If the token “42” was only found in the Jersey column, then Jersey must be the column equal to 42). Though effective, this approach could become prohibitively expensive (in terms of inference time or memory

<sup>1</sup><https://www.salesforce.com/>

required) on large tables as the model would have to search over the entire of the table content for every question.

We hypothesize that in most cases, the model only needs samples from the table content and not the exact rows that match tokens in the NLS question to disambiguate columns. For example, if the `Id` column contained alpha-numeric IDs, `Player` and `Nationality` contained strings, and `Jersey` contained two digit numbers, then `Jersey` must be the column equal to 42. Sampling alleviates the need of a full table scan for every question. The samples for each column could be generated offline and remain unchanged across questions or periodically refreshed (to reflect potential distribution shifts in the table or user queries), allowing for adaptation and personalization without retraining the model.

In summary, our contributions are as follows:

1. We augment the well-formed WikiSQL dataset with synthetic search-style questions to adapt to short, colloquial input.
2. We propose new models which incorporate table content in a BERT encoder via two sampling strategies to handle ambiguous questions.
3. We perform an in-depth qualitative and quantitative (accuracy, inference time, memory) analysis to show the efficacy of each content sampling strategy.
4. We curate a dataset of 400 questions to benchmark performance of Text-to-SQL models in this setting.

Apart from adapting to NLS style questions, COLLOQL also achieves state-of-the-art performance on the original WikiSQL (Zhong et al., 2017) dataset, outperforming all baselines that do not use execution guided decoding. We base our work off SQLova (Hwang et al., 2019) but our methods are generalizable to other approaches<sup>2</sup>.

## 2 Related Work

**Text-to-SQL approaches for the WikiSQL benchmark** Text-to-SQL falls under a broader class of semantic parsing tasks and has been widely studied in the NLP and database communities. While early works have focused on

<sup>2</sup>Our code and annotated data can be found at <https://github.com/karthikradhakrishnan96/ColloQL>.

pattern-matching and rule-based techniques (Androutsopoulos et al., 1995; Li and Jagadish, 2014; Setlur et al., 2016), with the introduction of large scale datasets such as WikiSQL (Zhong et al., 2017), recent works have focused on neural methods for generating SQL. They can be broadly categorized into a few themes - sequence to sequence (Seq2Seq), sequence to tree (Seq2Tree), and SQL-Sketch (logical form) methods.

Seq2Seq models frame the task as an encoder-decoder problem by trying to generate the SQL query token-by-token from the input question. However, as noted by Xu et al. (2018) these models suffer from the “order matters” issue where the model is forced to match the ordering of the where clauses. Zhong et al. (2017) employ reinforcement learning based method to overcome this issue but the gains from this has been limited as noted in Xu et al. (2018). Seq2Tree models generate the SQL query as an abstract syntax tree (AST) instead of a token sequence (Guo et al., 2019; Wang et al., 2020). These approaches define a generation grammar for SQL and learn to output the action sequence for constructing the AST (Yin and Neubig, 2018). Seq2Tree approaches are widely adopted for benchmarks that contain complex SQL queries (Yu et al., 2018b) as the syntactic constraints they adopt are effective at pruning the output search space and capturing structural dependencies. However, they do not show much advantage on the WikiSQL benchmark where the SQL ASTs are largely flat.

```
SELECT $AGG $COLUMN
WHERE $COLUMN $OP $VALUE
(AND $COLUMN $OP $VALUE) *
```

Figure 2: SQL-Sketch from Xu et al. (2018).

SQLNet (Xu et al., 2018) introduces the concept of a SQL-Sketch, where it generates a sketch capturing the salient elements of the query as opposed to directly generating the query itself. SQLNet uses LSTMs to encode the question and headers and employs column attention to predict different components of the SQL-Sketch. As shown in Figure 2, the query is decomposed into different components which are predicted individually. TypeSQL (Yu et al., 2018a) extends upon this approach by augmenting each token in the question with its type (whether it resembles the name of the column, FreeBase entity type, etc). SQLova (Hwang et al., 2019) replaces the LSTMs encoder from SQLNet

and uses BERT to encode the question and headers jointly. Unlike SQLNet, SQLova does not share any parameters in the decoders and identifies the where clause values using span detection instead of pointer generators. HydraNet (Lyu et al., 2020) breaks down the problem into column-wise ranking and decoding and assembles the outputs from each column to create the SQL query.

**Text-to-SQL with table content** Recent works like NL2SQL-RULE (Guo and Gao, 2019), RAT-SQL (Wang et al., 2020) and Photon (Zeng et al., 2020) have looked into incorporating table content into the SQL generation. NL2SQL-RULE augments BERT representations with mark vectors for each question and table header token to indicate a match across the two parts. Photon only incorporates the content of a limited set of categorical fields when there is an exact match with a question token. Unlike NL2SQL-RULE, ColloQL includes table content in the BERT encoder allowing it to form content-enhanced question and header representations and unlike Photon, ColloQL incorporates content for all columns and includes samples even when there is not an exact match to disambiguate columns effectively. TaBERT (Yin et al., 2020) lifted the idea further by pre-training joint representation of text and table taking into account row subsampled in a random or relevance-based manner. The pre-trained joint representation has been shown to outperform vanilla language models in several table QA and semantic parsing tasks.

**Text-to-SQL with execution guided decoding** One common theme across all the high performing models on WikiSQL is that they all employ Execution Guided (EG) decoding. First introduced by Wang et al. (2018), EG is a technique where partial SQL queries are executed and their results are used to guide the decoding process. While EG has been shown to boost accuracy significantly, we do not apply execution guided decoding on our models for two reasons: Firstly, most EG methods modify the predicted query based on whether an empty set is returned. While this works well in the WikiSQL setting, having no results is often not due to an erroneous query. It is not uncommon for users to issue searches like “my escalated support cases”(with the expectation of surfacing zero records) or “John Doe leads”(to ensure that a record does not already exist before creating one) and we wanted to eliminate the reliance on database outputs to translate a query

correctly. Secondly, database tables could have over 1M records and performing multiple database executions for every query could be expensive and is not always feasible whilst keeping up with the latency requirements of clients.

**Text-to-SQL with noisy user input** While recent text-to-SQL research typically focus on benchmark datasets with complete and grammatical input, noisy user queries are commonly encountered in practical NLIDBs. Previous work have proposed several ways to address this issue. Zettlemoyer and Collins (2007) introduced non-standard combinators to a combinatorial categorical grammar (GGG) based semantic parser to handle flexible word order and telegraphic language. Sajjad et al. (2012) and Yao et al. (2019a,b) developed interactive semantic parsing models that generate clarification questions for user to complete their underspecified queries. Arthur et al. (2015) paraphrases an ambiguous input into a less ambiguous form. Setlur et al. (2019) generates default logical forms for underspecified input. Zeng et al. (2020) synthesized a new dataset and trained question filter to identify noisy user input and prompt user to rephrase. Our work focus on handling short user utterances typically found in the search service of Salesforce CRM, where sampling-based content-aware models are effective at resolving most ambiguities.

### 3 Task and Datasets

The Text2SQL task is to generate a SQL query from a natural language question and the database schema/content. In this work, we use the WikiSQL dataset (Zhong et al., 2017) as it most closely matches the queries we expect to serve in a CRM. Our users typically don’t issue linguistically complex queries requiring joins or nesting but instead focus on filtering a single table based on certain clauses.

WikiSQL contains over 80K natural language questions distributed across 24K tables and their gold SQL queries. The performance is typically evaluated on two different types of accuracies - Logical Form (LF) and Execution (EX). LF measures if the generated query exactly matches the gold query while EX executes the predicted and gold queries on the database and verifies if the answers returned by both are equal. Note that LF is a stricter metric as many different SQL queries could produce the same output.

NL Search	WikiSQL
acme opportunities	which opportunities are for acme account
John Doe accounts	where John Doe is owner what are accounts
deals with revenue >10	which deals have an expected revenue of over 10
number of deals closed in 2019	how many deals have closing year as 2019

Table 1: WikiSQL questions and their NLS-style counterparts.

The WikiSQL dataset mostly comprises of verbose questions which differ in style as compared to the NLS questions issued by our users. Table 1 shows NLS questions and their WikiSQL-style equivalents. To account for the differences in style, we augment the WikiSQL dataset with our synthetic data to simulate real-user NLS questions which is generated as follows.

**Synthesizing user utterances from gold SQL labels** Since WikiSQL contains the gold labels for the SQL sketch, we can use this data to generate NLS-style questions. By analyzing our user search queries (which resemble those shown in Table 1) we built question templates which we fill based on the gold SQL-Sketch. Some examples include shuffling the ordering of where conditions (users apply filters in different order), interchange ordering of column names and values (some users type “US region cases” while others type “region US cases”), and insert the select column name in the beginning or the end of a question (“John Doe accounts” vs “accounts John Doe”). The synthetic data is used in conjunction with clean well-formed queries from the original dataset, allowing the model to generalize to other queries not present in the templates. An example of synthetic utterances generated this way is shown below.

**Original Query** - Who is the player of Australian nationality that wears jersey number 42?

**Generated Queries** - *player jersey 42 australian nationality; 42 jersey australian nationality player; australian nationality jersey 42 player; ...*

**Supporting relational symbols in user utterance** We identify popular query ngrams when the conditional operator in the SQL-Sketch corresponds to either “>” or “<” and randomly replace these ngrams (“bigger than”, “larger than”, etc) with the operator symbols, allowing our model to properly interpret them.

**Controlled question simplification** Since WikiSQL contains no keyword-based questions and

only a small portion of questions that are succinct enough to require reasoning over the table content, we employ a sentence simplification model followed by manual verification to create a test dataset to evaluate performance on NLS questions. A common user behavior is to drop unnecessary words from complete sentences to create shorter questions. We simulate this behavior by simplifying/compressing sentences to reduce verbosity. Note that keyword queries can be viewed as an extreme case of sentence simplification where only the required keywords are retained.

We make use of the controllable sentence simplifier by [Handler and O’Connor \(2019\)](#) to compress sentences to a desired length whilst retaining a specified set of keywords. We specify the list of keywords to be the header name of the select column, the values in the where columns (we ignore the header names for the where columns as users tend to omit them from their queries).

In total, we create two datasets: *short questions* with gold SQL labels and replacement of relation symbols, and *simple questions* with controlled sentence simplification.

**Manually verified test set** We create a high-quality test set by manually verifying a subset of *simple questions*<sup>3</sup>. A potential problem with sentence simplification models is ensuring that the shortened version still has enough information to execute the query correctly. This could vary based on the table content and is difficult to identify if the query is impossible to be executed correctly. We had a team of data scientists and engineers proficient in SQL to verify/correct outputs produced by the sentence simplification model and generated 400 queries for testing. We show examples in this dataset and report our manual quality evaluation in § A.1.

<sup>3</sup>Sentence simplification creates a diverse set of examples which contains some of those generated by gold SQL label.

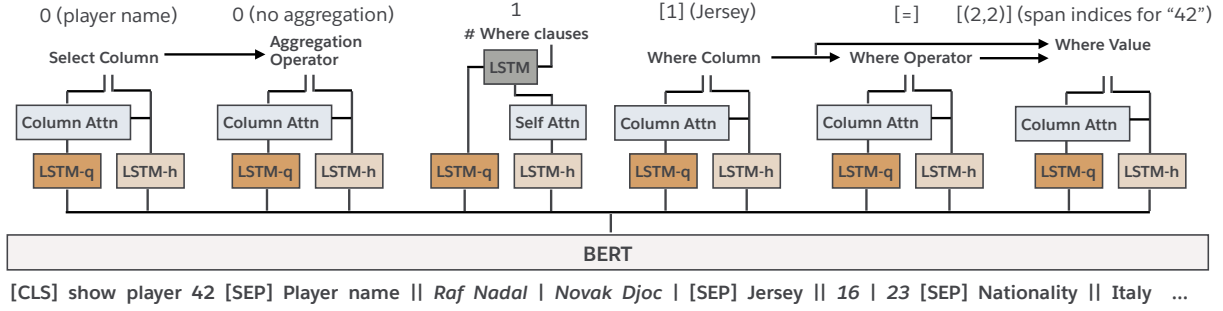


Figure 3: ColloQL uses the same NN architecture as SQLova where six decoding layers (one for each component of the SQL-Sketch) are used over BERT. The SQL query (`SELECT Player Name WHERE Jersey = 42`) is constructed from outputs of different components. Unlike SQLova, we also contextualize the question with the table samples (underlined in the figure) delimited by special tokens.

## 4 Proposed Approach

Following Xu et al. (2018) and Hwang et al. (2019), we decompose the SQL generation task into 6 different subtasks - one for each component of the SQL-Sketch. These subtasks all share a common encoder but use different decoder layers. The encoder is a BERT model (Devlin et al., 2018) which produces contextualized representations of the question, headers and the decoders largely use a task-specific LSTM with column-attention. Column-attention (Xu et al., 2018) is a mechanism where each header attends over all query tokens to produce a single representation over which a dense layer is used to predict probabilities.

The select, aggregation, where-num, and where-operator branches use LSTMs + Column-attention followed by a softmax layer to output probabilities. The where-column branch is similar but uses a sigmoid instead as multiple columns could appear in the where clause and the where-value outputs start-end spans for the values from the question.

Figure 3 highlights the architecture of our model. We retain the same encoder-decoder architecture as SQLova as our main contribution lies in the data augmentation and content sampling techniques to handle NLS questions.

### 4.1 Content Incorporation

As highlighted previously, table content could be a useful feature in helping the model disambiguate between different columns. Consider a table of tennis players as shown below.

Now, consider a question “*courts with Rafael Nadal as winner*”. A model which isn’t informed about the content of the table cannot easily understand that Rafael Nadal needs to be the where clause value for `Player` and `winner` for the

Result	Court	Player
winner	clay	Rafael Nadal
runner-up	grass	Novak Djokovic
winner	hard	Jarkko Nieminen

`Result` column. Allowing the model to scan the table for entities like “Rafael Nadal” or “winner” could help the model incorporate table content effectively.

Consider another question “*courts with Roger Federer as winner*”. It is intuitive that this query follows the same structure as the previous, except that the required value is now “Roger Federer”. However, “Roger Federer” is not present in the table. We hypothesize that while table content is useful to the model, it does not need to be relevant to the query. The model, when given random samples of values for each column can infer the role of a particular column and generalize to unseen values which are similar to the column samples. In this work, we experiment with two sampling techniques - random and relevance sampling.

#### 4.1.1 Random Sampling

Random sampling uses a fixed set of question agnostic column values sampled randomly (without replacement) and does not require access to the table once the samples are created. Since the sampling process can be done entirely offline, it adds negligible memory and time to the query execution. Additionally, the model can now be used in privacy sensitive scenarios as it does not access the table content and the samples could be manually configured. The model, now being content informed, performs better than its non-content counterparts whilst being more efficient than its full table con-

tent counterparts.

### 4.1.2 Relevance Sampling

Relevance sampling is used in cases where access to table is permitted and it includes a combination of samples relevant to question tokens and random samples. We index all cells of a table and perform a keyword search in the question to identify most relevant cells using FlashText (Singh, 2017) and include them as samples. In situations where the number of keyword matches are fewer than intended for a column or there are no matches, we fallback on random sampling to select the remaining samples.

To illustrate the importance of including random samples in the relevance sampling strategy, consider the following example:

**Question** - *Which countries hosted the MHL league?*

League **values** - NHL, MLB, NBA

Photon (Zeng et al., 2020), a model which only includes up to a single matched value, interprets this query incorrectly (`Select country where league = MHL league`). Its value matching approach retrieves an empty set to augment the table.<sup>4</sup> Our model with relevance sampling tackles cases like this successfully (`Select country where league = MHL`) as NHL, MLB, and NBA were included as samples because of the fallback on random sampling. Including random samples improves the model’s ability to interpret questions that have values not directly found in the table.

The addition of random samples also allows the model to discriminate between columns effectively. Consider Question 4 from Table 2, the question is ambiguous without table content because it is unclear if the column to be selected is `Place` or `Country`. The pattern “where are...from?” indicates that the user’s intent is to find a location and both column names seem like a reasonable choice (`Place` is a synonym for location and `Country` is a location). However, when augmented with random column samples, we see that the `Place` column only contains numeric values and is used as the synonym of “rank” in this table.

Figure 3 shows our input representation to the BERT model. Our representation bears similarity to Photon where the content values are concatenated along with the headers and the question

<sup>4</sup>We ran the evaluation on Photon’s demo page.

separated by special tokens. However, Photon only tackles columns with picklists (categorical columns storing small fixed set of values) while we support numeric and free-form text columns as well. Additionally, as mentioned above, since Photon only incorporates a single matched value, it doesn’t gracefully interpret all questions.

We concatenate the column samples to the headers with special delimiters and experiment with 1,3,5 samples for each column. The number of samples is currently limited by the maximum sequence length supported by BERT models and in the future we hope to experiment with operating on each column individually (Lyu et al., 2020) and diversity based sampling to extract the most distinctive samples.

## 5 Experiment Setup

We use the base version of BERT in all our experiments and made necessary changes for sampling on the original SQLova codebase. We use Adam (Kingma and Ba, 2019) optimizer with a learning rate of 1e-3 for the decoder layers and 1e-5 for the BERT model.

## 6 Results

### 6.1 Qualitative Examples

Table 2 shows some qualitative examples from our model when augmented with 3 values included for each column. The first two examples are based on random sampling and the latter two are based on relevance sampling. Our model is able to correctly resolve phrases such as “Maria Herrera” and “BMW” to the right columns when the corresponding values were not seen during training or inference. Consider the first two examples with different modifiers of “rider”, leveraging the sampled values, our model correctly matches “BMW” to `Manufacturer` (column storing brand name like values) and “Maria Herrera” to `Rider` (column storing human name like values).

### 6.2 Effect of Random Sampling

We show performance of our model evaluated on the original WikiSQL dev dataset under different sampling settings. Owing to the 512 token limit, we only sample upto 5 values per column in Table 3. Modifying the architecture to operate on one column at a time (HydraNet) would allow us to use more samples. Our model performs significantly









	grid of bmw rider with > 200 laps
	Rider    Nicolas Terol   Mike Di Meglio   Stevie Bonsey [SEP] Manufacturer    Derbi   Honda   KTM [SEP] Laps    1   24   0 [SEP] Grid    20   29   25 ...
SQL	SELECT (Grid) FROM 2-14125739-3 WHERE Manufacturer = bmw AND Laps > 200
	grid of maria herrera rider with < 200 laps
	Rider    Nicolas Terol   Mike Di Meglio   Stevie Bonsey [SEP] Manufacturer    Derbi   Honda   KTM [SEP] Laps    1   24   0 [SEP] Grid    20   29   25 ...
SQL	SELECT (Grid) FROM 2-14125739-3 WHERE Rider = maria herrera AND Laps < 200
	fox tv series female
	Animal Name    Jack   The Big Owl   The Wild Boar [SEP] Species    <b>Fox</b>   Badger   Boar [SEP] Books    No   Yes [SEP] Gender    male   <b>female</b> ...
SQL	SELECT (TV Series) FROM 2-11206371-5 WHERE Species = fox AND Gender = female
	Where are Charlie Freedman/Eddie Fletcher from?
	Place    7   9   1 [SEP] Rider    <b>Charlie Freedman/Eddie Fletcher</b>   Mick Horsepole/E ... [SEP] Country    West Germany   Switzerland   United Kingdom [SEP] ...
SQL	SELECT (Country) FROM 2-10301911-6 WHERE Rider = charlie freedman/eddie fletcher

Table 2: Some qualitative examples from our random (1,2) and relevance (3,4) sampling models. Bold values in headers indicate a match in the question.

better than our base SQLova model and performs competitively with other larger models.

Model	LF (dev)	EX (dev)
SQLova <sub>BASE</sub>	79.5	85.3
SQLova <sub>LARGE</sub>	81.6	87.2
HydraNet <sub>LARGE</sub> *	<b>83.6</b>	89.1
COLLOQL <sub>rand:1</sub> <sup>†</sup>	82.0	87.6
COLLOQL <sub>rand:3</sub> <sup>†</sup>	83.3	89.1
COLLOQL <sub>rand:5</sub> <sup>†</sup>	83.5	<b>89.3</b>

Table 3: Model performance with different sampling settings. Rand:[1,3,5] uses random sampling. † indicates that data augmentation is added.

### 6.3 Effect of Relevance Sampling

In addition to random sampling, we also provide results on a model that finds the most relevant samples to the question. In Table 4, we compare our results with NL2SQL-RULE (Guo and Gao, 2019) (uses entire table content) and EM:1 (including a

\* Due to unavailability of code, HydraNet numbers are only reported on datasets used in their paper

single exactly matched value), the content incorporation strategy adopted by Photon (Zeng et al., 2020). Since WikiSQL does not distinguish categorical columns, we applied the exact match to all columns. Our model achieves 85.2% logical form and 90.65% execution accuracy on the original WikiSQL dataset outperforming all models without EG.

Model	LF (dev)	EX (dev)
NL2SQL <sub>BASE</sub>	84.3	90.3
COLLOQL <sub>em:1</sub> <sup>†‡</sup>	82.5	88.2
COLLOQL <sub>rand:3</sub> <sup>†</sup>	83.3	89.1
COLLOQL <sub>rel:3</sub> <sup>†</sup>	<b>85.2</b>	<b>90.6</b>

Table 4: Efficacy of different content incorporation strategies. Relevance sampling (with 3 samples) gives the best performance. ‡denotes our implementation of Photon.

We also studied the memory and time footprint for indexing cells with increasing table sizes by benchmarking the performance of random and relevance sampling on very large tables. To simulate real-world data, we used IMDB movie database - a

large-scale database with tables spanning over 7M rows containing movie metadata.

The random sampling method is agnostic to table size as samples are generated just once while the relevance sampling method scans the table to pick the best samples for each query. The results are shown in Table 5.

Model	Rows	Exec	RAM	Setup
COLLOQL <sub>rand:3</sub>	1M	<b>0.2s</b>	-	-
COLLOQL <sub>rel:3</sub>	1M	1.5s	4G	20s
NL2SQL <sub>BASE</sub>	1M	200s	1.4G	-
COLLOQL <sub>rand:3</sub>	7M	<b>0.2s</b>	-	-
COLLOQL <sub>rel:3</sub>	7M	15s	18G	60s
NL2SQL <sub>BASE</sub>	7M	x	8G	-

‘-’ → negligible; ‘x’ → practically intractable

Table 5: Benchmarking different content incorporation strategies with respect to execution time (CPU), memory footprint and setup time (for indexing).

#### 6.4 Performance on Simple Questions

To measure the efficacy of content augmentation, we compared COLLOQL with other works on our dataset of 400 simplified queries which was generated by the sentence simplification model and verified/corrected by a team of data scientists and engineers. This dataset largely contains queries in which the where columns are not explicitly mentioned in the query and requires the model to infer them. We can see from Table 6 that a model uninformed of the content drops in accuracy (especially in the where column prediction) while COLLOQL retains its performance.

Model	LF	Where-col acc
SQLova <sub>BASE</sub>	68.7	78.2
NL2SQL <sub>BASE</sub>	80.8	94.3
COLLOQL <sub>rand:5</sub> <sup>†</sup>	83.2	92.2
COLLOQL <sub>rel:3</sub> <sup>†</sup>	<b>87.0</b>	<b>97.2</b>

Table 6: Performance on the curated test set i.e. 400 simplified queries.

#### 6.5 Effect of Augmentation

Since SQLova was originally trained with complete sentences, it does not adapt well to short questions. Retraining the same model with augmented

data from our templates recovers the performance (tested using short questions). Additionally, the augmentation also results in improved generalization resulting in a minor LF accuracy improvement on the original dev data as shown in Table 7.

Model	LF(short)	LF(dev)
SQLova <sub>BASE</sub>	54.0	79.5
SQLova <sub>BASE</sub>	86.2	80.6

Table 7: Comparing logical form accuracy of SQLova with augmentation. LF(short) is the dev accuracy on the short questions. LF(dev) is the accuracy on the WikiSQL dev split.

#### 6.6 Performance on WikiSQL test set

Finally, we also show the performance of our model on the WikiSQL test dataset comparing them to the top approaches on the WikiSQL leaderboard<sup>5</sup>. As we can see in Table 8, COLLOQL achieves the highest accuracy without execution guided decoding on the WikiSQL test set.

Model	LF(test)	EX(test)
HydraNet <sub>LARGE</sub>	83.8	89.2
NL2SQL <sub>BASE</sub>	83.7	89.2
COLLOQL <sub>rel:3</sub> <sup>†</sup>	<b>84.9</b>	<b>90.7</b>

Table 8: Performance on the WikiSQL test set.

### 7 Error Analysis

We classified the errors made by our model on the ColloQL curated dataset into two major categories:

**Aggregation** - Given that WikiSQL contains noisy labels for aggregation component (Hwang et al., 2019) and the model was optimized for accuracy on WikiSQL, there are some errors in predicting this slot.

**Select Columns** - The simplified questions are often more ambiguous when predicting whether a column is a target to be selected or is used in a filtering condition (e.g. for the question “smallest tiesplayed 6 years”, the model interprets it as `SELECT MIN(years) WHERE tiesplayed = 6` while the correct query is `SELECT MIN(tiesplayed) WHERE years = 6`). Additionally, we noticed that our annotators simplified column headers like “shortstop”

<sup>5</sup><https://github.com/salesforce/WikiSQL>



and “rightfielder” to “SS” and “RF”, making the question very difficult to solve.

## 8 Conclusion and Future Work

In this work we tackled the task of converting noisy (short, potentially ambiguous) search-like (NLS) questions to SQL queries. We introduced data augmentation strategies to adapt to the NLS style of text and a novel content enhancement to BERT via two sampling strategies - random and relevance sampling. Random sampling overcomes some of the performance / privacy challenges of incorporating table content and relevance sampling achieves state-of-the-art performance when access to table content is permitted. Finally, we also curated a new held-out dataset to evaluate performance against NLS questions.

In the future, we hope to explore different sampling techniques (based on user history, sampling to maximize discernment between columns) to enhance performance. Besides, our approach and dataset mainly target telegraphic queries that can be effectively disambiguated with table contents, which frequency occur in our search service. We plan to extend our work to handle other types of input ambiguities and other application domains.

## Acknowledgments

We would like to thank Christian Posse and Mario Rodriguez for their support, help and invaluable feedback throughout the development of this work. We also would like to thank our team of expert annotators for their contribution.

## References

- Ion Androutsopoulos, Graeme D. Ritchie, and Peter Thanisch. 1995. [Natural language interfaces to databases - an introduction](#). *CoRR*, cmp-lg/9503016.
- Philip Arthur, Graham Neubig, Sakriani Sakti, Tomoki Toda, and Satoshi Nakamura. 2015. [Semantic parsing of ambiguous input through paraphrasing and verification](#). *Transactions of the Association for Computational Linguistics*, 3:571–584.
- Jacob Devlin, Ming-Wei Chang, Kenton Lee, and Kristina Toutanova. 2018. Bert: Pre-training of deep bidirectional transformers for language understanding. *arXiv preprint arXiv:1810.04805*.
- Catherine Finegan-Dollak, Jonathan K. Kummerfeld, Li Zhang, Karthik Ramanathan, Sesh Sadasivam, Rui Zhang, and Dragomir R. Radev. 2018. [Improving text-to-sql evaluation methodology](#). In *Proceedings of the 56th Annual Meeting of the Association for Computational Linguistics, ACL 2018, Melbourne, Australia, July 15-20, 2018, Volume 1: Long Papers*, pages 351–360. Association for Computational Linguistics.
- Jiaqi Guo, Zecheng Zhan, Yan Gao, Yan Xiao, Jian-Guang Lou, Ting Liu, and Dongmei Zhang. 2019. [Towards complex text-to-sql in cross-domain database with intermediate representation](#). In *Proceedings of the 57th Conference of the Association for Computational Linguistics, ACL 2019, Florence, Italy, July 28- August 2, 2019, Volume 1: Long Papers*, pages 4524–4535. Association for Computational Linguistics.
- Tong Guo and Huilin Gao. 2019. Content enhanced bert-based text-to-sql generation. *arXiv preprint arXiv:1910.07179*.
- Abram Handler and Brendan O’Connor. 2019. [Query-focused sentence compression in linear time](#). In *Proceedings of the 2019 Conference on Empirical Methods in Natural Language Processing and the 9th International Joint Conference on Natural Language Processing (EMNLP-IJCNLP)*, pages 5969–5975, Hong Kong, China. Association for Computational Linguistics.
- Wonseok Hwang, Jinyeung Yim, Seunghyun Park, and Minjoon Seo. 2019. A comprehensive exploration on wikisql with table-aware word contextualization. *ArXiv*, abs/1902.01069.
- Diederik P Kingma and J Adam Ba. 2019. A method for stochastic optimization. *arxiv* 2014. *arXiv preprint arXiv:1412.6980*, 434.
- Fei Li and Hosagrahar V Jagadish. 2014. Nalir: an interactive natural language interface for querying relational databases. In *Proceedings of the 2014 ACM SIGMOD international conference on Management of data*, pages 709–712.
- Qin Lyu, Kaushik Chakrabarti, Shobhit Hathi, Souvik Kundu, Jianwen Zhang, and Zheng Chen. 2020. [Hybrid ranking network for text-to-sql](#). Technical Report MSR-TR-2020-7, Microsoft Dynamics 365 AI.
- Hassan Sajjad, Patrick Pantel, and Michael Gamon. 2012. [Underspecified query refinement via natural language question generation](#). In *Proceedings of COLING 2012*, pages 2341–2356, Mumbai, India. The COLING 2012 Organizing Committee.
- Vidya Setlur, Sarah E Battersby, Melanie Tory, Rich Gossweiler, and Angel X Chang. 2016. Eviza: A natural language interface for visual analysis. In *Proceedings of the 29th Annual Symposium on User Interface Software and Technology*, pages 365–377.
- Vidya Setlur, Melanie Tory, and Alex Djalali. 2019. [Inferring underspecified natural language utterances](#)

- in visual analysis. In *Proceedings of the 24th International Conference on Intelligent User Interfaces, IUI '19*, page 40–51, New York, NY, USA. Association for Computing Machinery.
- V. Singh. 2017. [Replace or Retrieve Keywords In Documents at Scale](#). *ArXiv e-prints*.
- Bailin Wang, Richard Shin, Xiaodong Liu, Oleksandr Polozov, and Matthew Richardson. 2020. [RAT-SQL: relation-aware schema encoding and linking for text-to-sql parsers](#). In *Proceedings of the 58th Annual Meeting of the Association for Computational Linguistics, ACL 2020, Online, July 5-10, 2020*, pages 7567–7578. Association for Computational Linguistics.
- Chenglong Wang, Kedar Tatwawadi, Marc Brockschmidt, Po-Sen Huang, Yi Mao, Oleksandr Polozov, and Rishabh Singh. 2018. Robust text-to-sql generation with execution-guided decoding. *arXiv preprint arXiv:1807.03100*.
- Xiaojun Xu, Chang Liu, and Dawn Song. 2018. Sqlnet: Generating structured queries from natural language without reinforcement learning.
- Ziyu Yao, Xiujun Li, Jianfeng Gao, Brian M. Sadler, and Huan Sun. 2019a. [Interactive semantic parsing for if-then recipes via hierarchical reinforcement learning](#). In *The Thirty-Third AAAI Conference on Artificial Intelligence, AAAI 2019, The Thirty-First Innovative Applications of Artificial Intelligence Conference, IAAI 2019, The Ninth AAAI Symposium on Educational Advances in Artificial Intelligence, EAAI 2019, Honolulu, Hawaii, USA, January 27 - February 1, 2019*, pages 2547–2554. AAAI Press.
- Ziyu Yao, Yu Su, Huan Sun, and Wen-tau Yih. 2019b. [Model-based interactive semantic parsing: A unified framework and A text-to-sql case study](#). In *Proceedings of the 2019 Conference on Empirical Methods in Natural Language Processing and the 9th International Joint Conference on Natural Language Processing, EMNLP-IJCNLP 2019, Hong Kong, China, November 3-7, 2019*, pages 5446–5457. Association for Computational Linguistics.
- Pengcheng Yin and Graham Neubig. 2018. [TRANX: A transition-based neural abstract syntax parser for semantic parsing and code generation](#). In *Proceedings of the 2018 Conference on Empirical Methods in Natural Language Processing, EMNLP 2018: System Demonstrations, Brussels, Belgium, October 31 - November 4, 2018*, pages 7–12. Association for Computational Linguistics.
- Pengcheng Yin, Graham Neubig, Wen-tau Yih, and Sebastian Riedel. 2020. [Tabert: Pretraining for joint understanding of textual and tabular data](#). In *Proceedings of the 58th Annual Meeting of the Association for Computational Linguistics, ACL 2020, Online, July 5-10, 2020*, pages 8413–8426. Association for Computational Linguistics.
- Tao Yu, Zifan Li, Zilin Zhang, Rui Zhang, and Dragomir Radev. 2018a. [Typesql: Knowledge-based type-aware neural text-to-sql generation](#). *arXiv preprint arXiv:1804.09769*.
- Tao Yu, Rui Zhang, Kai Yang, Michihiro Yasunaga, Dongxu Wang, Zifan Li, James Ma, Irene Li, Qingning Yao, Shanelle Roman, Zilin Zhang, and Dragomir Radev. 2018b. [Spider: A large-scale human-labeled dataset for complex and cross-domain semantic parsing and text-to-sql task](#). In *Proceedings of the 2018 Conference on Empirical Methods in Natural Language Processing, Brussels, Belgium*. Association for Computational Linguistics.
- Jichuan Zeng, Xi Victoria Lin, Steven C.H. Hoi, Richard Socher, Caiming Xiong, Michael Lyu, and Irwin King. 2020. [Photon: A robust cross-domain text-to-SQL system](#). In *Proceedings of the 58th Annual Meeting of the Association for Computational Linguistics: System Demonstrations*, pages 204–214, Online. Association for Computational Linguistics.
- Luke Zettlemoyer and Michael Collins. 2007. [Online learning of relaxed CCG grammars for parsing to logical form](#). In *Proceedings of the 2007 Joint Conference on Empirical Methods in Natural Language Processing and Computational Natural Language Learning (EMNLP-CoNLL)*, pages 678–687, Prague, Czech Republic. Association for Computational Linguistics.
- Victor Zhong, Caiming Xiong, and Richard Socher. 2017. [Seq2sql: Generating structured queries from natural language using reinforcement learning](#). *CoRR*, abs/1709.00103.

## A Appendix

### A.1 Test Set Quality

One of the authors who did not participate in the dataset annotation randomly sampled 16/400 examples and manually checked the quality. 4/16 annotations were found to have issues in the natural language annotation.

Table 9 shows examples from the *simple question* dataset. The first 4 examples are correct, high-quality annotations while the bottom 4 are those with issues found during manual check. The high-quality simple question annotations are readable and on average have a smaller compression ratio compared to the noisy annotations.

We noticed that some errors in the WikiSQL annotation (Hwang et al., 2019) were corrected when the simplified questions were produced, but some perpetuated through. In the second example, the annotator corrected spelling errors in the original WikiSQL annotation. However, in the 7th example, the original question misinterpreted `Year acquired` as a quantity and our simplified question inherited that error. Similarly, in the 8th example, the original question misinterpreted the field `Finalists` as “score” (it should represent “number of finalists”) and our simplified question inherited it.

The 5th and 6th examples have unreadable questions as a result of sentence simplification (but our annotators still labeled them as correct). This is an artifact of the dataset as such unreadable, keyword-style queries may favor models that leverage table content to identify the columns. On the other hand, such queries could be useful as being able to interpret them may give users more flexibility when searching the content of a database.




Original	What is the amount of trees, that require replacement when the district is motovilikhinsky?
Simple	the amount of trees, that require replacement district motovilikhinsky?
	District    Total amount of trees    Prevailing types, %    Amount of old trees    Amount of trees, that require replacement    ...
SQL	SELECT (Amount of trees, that require replacement) from _ WHERE District=Leninsky
Original	How many winning drivers were the for the rnd equalling 5?
Simple	how many winning drivers for 5?
	Rnd    Race Name    Circuit    City/Location    Date    Pole position    Winning driver    ...
SQL	SELECT COUNT(Winning driver) from _ WHERE Rnd=5
Original	For the episode(s) aired in the U.S. on 4 april 2008, what were the names?
Simple	for the episode(s) aired in U.S. 4 april 2008, names?
	No. in season    No. in series    Title    Canadian airdate    US airdate    Production code ...
SQL	SELECT (Title) from _ WHERE US airdate=4 April 2008
Original	List the scores of all games when Miami were listed as the first Semi finalist?
Simple	scores with miami listed as first semi finalist?
	Year    Champion    Score    Runner-Up    Location    Semi-Finalist #1    Semi-Finalist #2 ...
SQL	SELECT (Score) from _ WHERE Semi-Finalist 1=Miami
Original	What school did the forward whose number is 10 belong to?
Simple	what school did forward 10
	Player    No.(s)    Height in Ft.    Position    Years for Rockets    School/Club Team/Country ...
SQL	SELECT (School/Club Team/Country) from _ WHERE No.(s)=10 AND Position=Forward
Original	Which visitors have a leading scorer of roy : 25?
Simple	visitor of 25-18
	#    Date    Visitor    Score    Home    Leading scorer    Attendance    Record    Streak ...
SQL	SELECT (Visitor) from _ WHERE Leading scorer=Roy : 25
Original	how any were gained as the chan
Simple	how many gained chan
	City    Station    Year acquired    Primary programming source    Other programming sources ...
SQL	SELECT COUNT(Year acquired) from _ WHERE Station=CHAN
Original	What are the names that had a finalist score of 2??
Simple	names that had finalist score 2?
	School    Winners    Finalists    Total Finals    Year of last win
SQL	SELECT (School) from _ WHERE Finalists=2

Table 9: Examples in *simple questions* dev set. We use “\_” as placeholder for table in the SQL queries. Only table headers were shown. The top 4 examples are correct while the bottom 4 have issue in the natural language annotation.