

Towards Multimodal Vision-Language Models Generating Non-Generic Text

Wes Robbins
Montana State University
wesley.robbins10@gmail.com

Zanyar Zohourianshahzadi & Jugal Kalita
University of Colorado, Colorado Springs
{zzohouri, jkalita}@uccs.edu


Abstract

Vision-language models can assess visual context in an image and generate descriptive text. While the generated text may be accurate and syntactically correct, it is often overly general. To address this, recent work has used optical character recognition to supplement visual information with text extracted from an image. In this work, we contend that vision-language models can benefit from additional information that can be extracted from an image, but are not used by current models. We modify previous multimodal frameworks to accept relevant information from any number of auxiliary classifiers. In particular, we focus on person names as an additional set of tokens and create a novel image-captioning dataset to facilitate captioning with person names. The dataset, Politicians and Athletes in Captions (PAC), consists of captioned images of well-known people in context. By fine-tuning pre-trained models with this dataset, we demonstrate a model that can naturally integrate facial recognition tokens into generated text by training on limited data. For the PAC dataset, we provide a discussion on collection and baseline benchmark scores.

1 Introduction

Vision-language models combine deep learning techniques from computer vision and natural language processing to assimilate visual and textual understanding. Such models demonstrate visual and linguistic knowledge by performing tasks such as vision question answering (VQA) and image captioning. There are many applications of these tasks, including aiding the visually impaired by providing scene information and screen reading (Morris et al., 2018).

To perform a vision-language task, a model needs to understand visual context and natural language, and operate in a shared embedding space



Blue: Google Cloud OCR Red: ArcFace + RFB Net

Our Model: bernie sanders standing in front of a screen that says "this week"
Previous Model: a man giving a speech in front of a screen that says "ste"

Figure 1: Our captioning model accepts tokens from several upstream classifiers, learns representations for tokens from different classifiers, and uses each token appropriately. By using the facial recognition token ‘Bernie Sanders’, our model’s caption is more informative than previous work which just uses OCR.¹

between the two. Approaches in the literature have improved performance by pre-training models for both visual context and language understanding (Chen et al., 2020; Lu et al., 2019; Su et al., 2019; Li et al., 2020; Tan and Bansal, 2019). These models have yielded accurate and semantically appropriate VQAs or captions. However, the text generated from these models are general and overlook content that allow for richer text generation with improved contextualization. For example, they ignore clearly visible text or the presence of well-known individuals.

To improve specificity in generated text, recent work has used optical character recognition (OCR)

¹The previous model in Figure 1 is M4C Captioner (Sidorov et al., 2020) with weights from the M4C repository.

to incorporate text that appears in images (Zhu et al., 2021; Gao et al., 2020b; Mafla et al., 2021; Hu et al., 2020; Kant et al., 2020; Wang et al., 2021; Han et al., 2020; Liu et al., 2020; Yang et al., 2021). In many cases, this significantly enhances the usefulness of the generated text (Hu et al., 2020). Such frameworks include OCR as an additional input modality. This results in three modalities for VQA (image, question, and OCR) and two modalities for image captioning (image and OCR).

While using OCR allows enhancement of some generated text, specific information that exists in human-level description may also come from additional sources. Without proper nouns or other specific vocabulary, the generated text is at the risk of being awkwardly general, demonstrating a lack of shared knowledge that is expected in society. For example in Figure 1, arguably the most relevant content in the image is the presence of a well-known political figure. Consequently, a reasonable description of the image should include the name of the well-known figure, which is ‘Bernie Sanders’ in this case, instead of generic “a man”. This is notably absent in the caption from the previous model.

In this work, we propose the *special token approach*, a novel method for integrating tokens from several upstream vision classifiers into image captions.² We generalize the OCR input modality to accept additional helpful outputs from any number of auxiliary classifiers (Section 3.2). We use a rich feature representation for upstream tokens that allows the captioning model to learn to differentiate tokens from different classifiers (Section 3.3).

This method potentially allows a model to leverage easily available sophisticated libraries to recognize faces, scene-text, cityscapes, animal species, etc. We refer to all tokens from upstream sources, including OCR tokens, as special tokens. In this work, we focus on using person names and scene-text as example special tokens.

To facilitate using person names in image captions, we create a novel image-caption dataset, Politicians and Athletes in Captions (PAC), which includes person names in captions in addition to relevant scene-text found on signs, labels, or other entities in the image. PAC has 1,572 images and three captions per image. A discussion on the dataset is

²While we focus on image captioning, our method could work for integrating non-generic terms into other vision-language tasks such as VQA or visual dialogue which we leave for future work.

provided in Section 4.

By training on PAC in addition to other image-caption datasets, we create a model that can naturally integrate person names into captions. The same model still performs well on previous image captioning benchmarks. Evaluation of the methods is available in Section 5.

In summary, this paper makes three primary contributions. The special tokens framework is proposed as a method to incorporate tokens from several external sources into generated text. The PAC image-captioning dataset is collected and baseline results are presented. Lastly, this paper demonstrates the first model in the literature that integrates both facial recognition and OCR into image captioning.

2 Related Work

The ubiquitous encoder-decoder architecture divides the image captioning task into two parts. The encoder acts as feature extractor and the decoder handles word generation. Early deep learning models for image captioning used CNN encoders for feature extraction from the input image as a whole (Kiros et al., 2014; Karpathy et al., 2014; Vinyals et al., 2015).

Current models rely on attention (Bahdanau et al., 2015) to generate high-quality image captions. The seminal image captioning model, Show, Attend and Tell (Xu et al., 2015), applied attention mechanism on input visual features and the previously generated word (during inference) at each time step for textual caption word generation. The majority of current state-of-the-art methods for image captioning and visual question answering benefit from the bottom-up and top-down attention mechanism (Anderson et al., 2018). Bottom-up attention, a hard attention mechanism, leverages an object detector, Faster R-CNN (Ren et al., 2015) to detect the most important regions in the image. Top-down attention, a soft attention mechanism, performs modulation over the set of input visual features from object detection regions. Following the adoption of bottom-up attention for OCR features (Hu et al., 2020), we use the same mechanism to learn to include features obtained from facial recognition. Rather than Faster R-CNN, we use RFBNet (Liu et al., 2018) for facial region detection. For facial feature extraction, we use ArcFace (Deng et al., 2019) pre-trained on MegaFace dataset (Kemelmacher-Shlizerman et al., 2016).

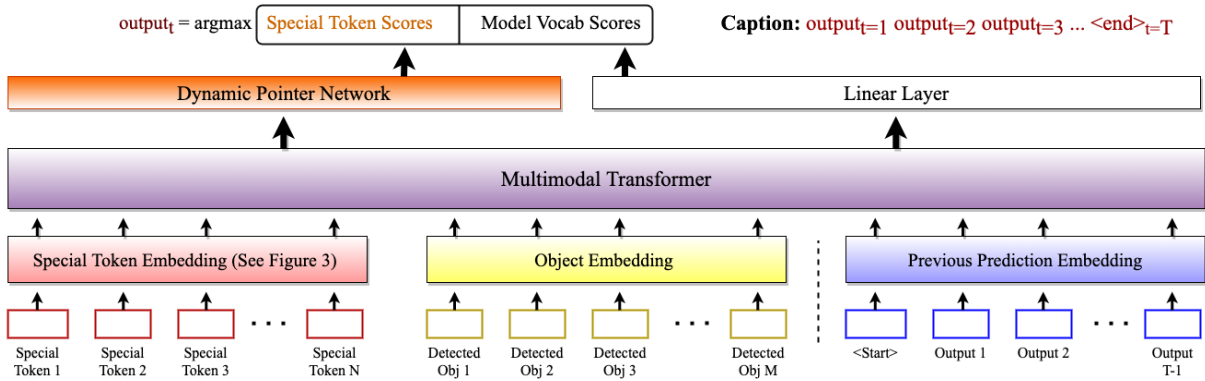


Figure 2: The architecture of the M4C + Special Tokens model. All tokens from upstream classifiers are received by the Special Token modality. The captioning model scores each vocab word and special token at each time step and outputs the highest scoring word. Our method is auto-regressive such that the caption is terminated once an $\langle \text{end} \rangle$ token is generated. Architecture is based on Figure 2 in Hu et al. and updated according to changes outlined in Section 3.2.

Several techniques have been proposed to handle OCR tokens in vision-language tasks. The M4C algorithm uses an indiscriminate attention layer followed by a dynamic pointer network (Hu et al., 2020). The SS-Baseline model uses individual attention blocks for each input modality followed by a single fusion encoding layer (Zhu et al., 2021). Several approaches have been proposed to better handle spatial information about OCR tokens (Gao et al., 2020b,a; Wang et al., 2021; Kant et al., 2020; Han et al., 2020; Yang et al., 2021). The MMR method utilizes spacial information about objects and scene-text via a graph structure (Maffa et al., 2021). TextOCR was introduced as an end-to-end method for identifying OCR tokens (Singh et al., 2021). TAP was introduced as a method to integrate OCR tokens into pre-training.

More similar to our work, Zhao et al. use an upstream classifier as input to a captioning model. They introduce a multi-gated decoder for handling input from external classifiers (Zhao et al., 2019). In contrast, we use general OCR and facial recognition classifiers rather than a web entity recognizer as an upstream classifier. Our approach is different from Zhao et al. in that we use bottom-up and top-down attention rather than a standalone CNN for object detection, use a common embedding space rather than a gated decoder for handling multi-modal inputs, and use rich representations (see Section 3.3) rather than only textual information for handling tokens from upstream classifiers.

MS-COCO (Lin et al., 2014) is a large dataset for common objects in context used for image captioning. Similar to MS-COCO, Flickr30k (Young

et al., 2014) is another common dataset used for image captioning. Google’s conceptual captions (Sharma et al., 2018) is a vast dataset used for pre-training multitasking vision-language models and fine-tuning them on other vision-language downstream tasks (Lu et al., 2019, 2020). The captions in these datasets are generic.

To facilitate use of optical character recognition in the Vision-Language domain, several datasets have been released, including ST-VQA (Biten et al., 2019) for scene text visual question answering and TextCaps (Sidorov et al., 2020) for image captioning with reading comprehension. Along with the introduction of TextCaps dataset, the M4C model (Hu et al., 2020) originally used for visual question answering was adopted for image captioning. We modify the M4C model so that it includes bottom-up facial recognition features.

3 Special Tokens

We use the term *special token* as a placeholder for extracted relevant information that is identified in an image by upstream sources. Tokens from upstream classifiers are *special* in that they often are named entities, offering unique descriptors for generic objects. For example in Figure 1, ‘Bernie Sanders’ is not a new object, but rather a special descriptor for an already recognized generic object (i.e. man). Likewise, ‘this week’ is not a generic temporal entity. Instead, it can be used to give more detail about a generic object: a screen that says ‘this week’, referring to a TV show or event called ‘this week’.

We call our corresponding method for integrat-

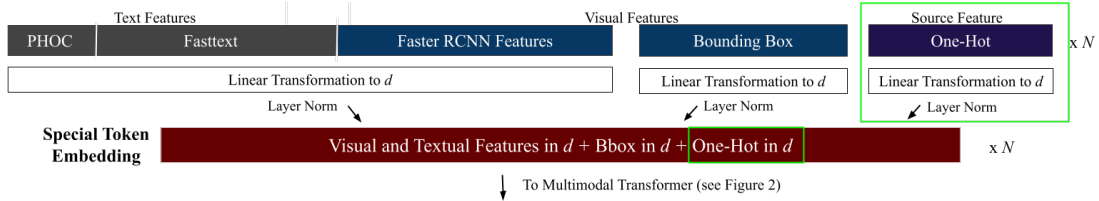


Figure 3: The representation of a special token where N is the number of tokens and d is the dimensionality. We adopt the representation from Hu et al. and add the projected one-hot encoding classifier type feature (highlighted in green box). We are the first to use this representation for facial recognition tokens in addition to OCR tokens. See Equation 2 for more detail.

ing special tokens into image captions the *special token approach*. In our approach, there are two modalities that hold information about an image. The first modality corresponds to generic visual features (yellow box in Figure 2) which are responsible for informing the model of general context (all vision-language models have a visual modality). The second modality, special tokens (red box in Figure 2), is responsible for informing the model of specific terms that are relevant to the image. The embeddings for the first modality are calculated from visual features from an object detector. The embeddings from the special token modality are calculated from visual feature vectors (Faster-RCNN and a bounding box), textual features (fasttext (Bojanowski et al., 2017) and pyramidal histogram of characters (PHOC) (Almazán et al., 2014)), and a source feature (one-hot encoding) as shown in Figure 3. Additionally, special tokens are made available for direct copy into generated text which allows for zero-shot inclusion of words not seen prior. This structure has been successful on OCR vision-language datasets.

The key hypothesis of this paper is that a model can learn to differentiate tokens from separate upstream classifiers. Subsequently, the model can learn to use each token type appropriately in generated text. For example, a caption for the image in Figure 1 should neither say “A screen that says Bernie Sanders” nor should it say “ ‘this week’ standing in front of a screen.”

As mentioned in Section 1, this work demonstrates using two types of special tokens, OCR tokens and facial recognition tokens. We focus our experimentation on learning to integrate facial recognition tokens by training on the PAC dataset. However, any set of words that can be identified by some classification or recognition module can conceivably be a set of special tokens. We leave integration of more upstream vision classifiers for

future work.

3.1 Trade-Offs

The goal of the special token approach is to integrate vocabulary tokens from external sources into generated text. The special tokens approach is based on several following observations.

1) Different machine learning architectures have been designed to perform well on different tasks. For example, tasks such as OCR detection and facial recognition, benefit from specialized methods that differ from traditional object detection. OCR recognizes and combines characters rather than directly classifying entire words or sentences. In facial recognition, a regression model is trained to output face embeddings which are subsequently compared to embeddings of known individuals. Even in standard classification tasks, significant research is put into fine-tuning architectures to get state-of-the-art results on dataset benchmarks. Such work can be leveraged by a captioning model by using these classifiers as upstream sources.

2) The space of all possible vocabulary tokens, when named entities or proper nouns are included, is intractably large. By appending special tokens to the vocabulary at inference time, the captioning model’s vocabulary is prevented from increasing vastly.

3) Using non-generic terms does not always increase the syntactic or semantic complexity of the caption. For example in Figure 1, the name ‘Bernie Sanders’ is a substitution for what can also be a generic term such as ‘man’. If a captioning model can generate a caption such as ‘A person standing in front of a screen’, the same contextual understanding should be able to generate the caption ‘Bernie Sanders standing in front of a screen.’ The model just needs to know to *use* the named entity ‘Bernie Sanders’. The special token approach takes advantage of this by allowing the model to

learn representations for *types* of special tokens. In Section 5.3 we show that our model learns to represent different token types in different sections of the embedding space. The model can then implicitly associate sections of the embedding space with related generic objects.

4) The desired vocabulary may not be constant. For example, after an election cycle, new politicians become commonplace and a captioning model may need to adapt accordingly. The special token approach is highly practical in this sense. The captioning model does not need re-training, only the upstream facial recognition model needs to be updated.

3.2 Adopting M4C

We utilize the multimodal multi-copy mesh copy (M4C) model introduced by Hu et al. in order to copy special tokens into generated text (Hu et al., 2020). We are the first to utilize this method for tokens other than OCR. Here, we formalize the differences between our captioning model and the M4C captioning model. Figure 2 provides a corresponding architecture diagram.

The input modalities into the M4C captioning model are object features $\{x_1^{obj}, \dots, x_M^{obj}\}$ for M objects and OCR tokens $\{x_1^{ocr}, \dots, x_N^{ocr}\}$ for N OCR tokens. We generalize OCR tokens to special tokens st such that the inputs are $\{x_1^{obj}, \dots, x_M^{obj}\}$ and $\{x_1^{st}, \dots, x_N^{st}\}$ for N tokens in total. M4C captioner predicts fixed vocab scores $\{y_{1,t}^{voc}, \dots, y_{K,t}^{voc}\}$ where K is a fixed vocabulary size and t is the decoding step, and OCR vocabulary scores $\{y_{1,t}^{ocr}, \dots, y_{N,t}^{ocr}\}$ where N is the number of OCR tokens. The selected word at each time step $w_t = \text{argmax}(y_t^{all})$ where $y_t^{all} = \{y_t^{voc} \cup y_t^{ocr}\}$. We substitute $y_t^{st} = \{y_{1,t}^{st}, \dots, y_{N,t}^{st}\}$, where N is the number of special tokens, for y_t^{ocr} such that $y_t^{all} = \{y_t^{voc} \cup y_t^{st}\}$. Special token vocabulary scores $y_{1\dots N,t}^{st}$ are calculated by combining linear transformations of the decoded output z_t^{dec} and the decoded special token representations z_n^{st} as shown below:

$$y_{n,t}^{st} = (W^{st} z_n^{st} + b^{st})^T (W^{dec} z_t^{dec} + b^{dec}). \quad (1)$$

3.3 Rich Representations

Several types of information may be important for determining if and how a special token should be used in generated text. This may include information about where a special token is located in an image, what the token looks like, or how the token was generated. For example, a known person in the

center of an image is more likely to be relevant than a small segment of text found on a sign in the background of an image. Several features are used to richly encode these features of each special token. Hu et al. use visual, spatial, and textual features to calculate OCR tokens embeddings (Hu et al., 2020). We adopt this representation for all special tokens and add an additional source feature to differentiate the upstream classifiers used for identifying special tokens. A formal description of the special token embedding calculation is described below and a visual representation is provided in Figure 3.

Special tokens are represented by a feature vector x_i^{st} , where $i = 1\dots N$. x_i^{st} incorporates visual features, textual features, and a source feature. The visual features include a bounding box x_i^b and a feature vector from an object detector x_i^{fr} . Following previous work, we use a pretrained Faster-RCNN with a ResNet backbone to generate x_i^{fr} from the ROI created by the bounding box of the token. The textual features are a fasttext (Bojanowski et al., 2017) encoding x_i^{ft} and a pyramidal histogram of characters (PHOC) (Almazán et al., 2014) encoding x_i^p . The source feature x_i^s is a one-hot encoding between upstream classifiers used for generating special tokens. x_i^{fr} , x_i^{ft} , and x_i^p are concatenated together and projected onto a tuned encoding dimensionality d by a learned linear transformation W_1 . Additionally, x_i^b and x_i^s are projected onto d by learned linear transformations W_2 and W_3 . These transformations are trained during the same time as the captioning model. Layer normalization LN is applied to the three d dimensional vectors. x_i^{spec} is a result of element wise addition of these three vectors after layer normalization as shown below:

$$x_i^{spec} = LN(W_1([x_i^{fr}; x_i^{ft}; x_i^p])) + LN(W_2 x_i^b) + LN(W_3 x_i^s). \quad (2)$$

3.4 Loss

We do training with decoding binary cross entropy loss \mathcal{L}_{dbce} such that the model is supervised at each decoding step t with binary cross entropy \mathcal{L}_{bce} .

$$\mathcal{L}_{dbce} = \sum_{t=1}^{T_{end}} \frac{\mathcal{L}_{bce}(t)}{T_{end}} \quad (3)$$

where T_{end} is the number of decoding steps before $\langle end \rangle$ is predicted from the vocabulary. A max-

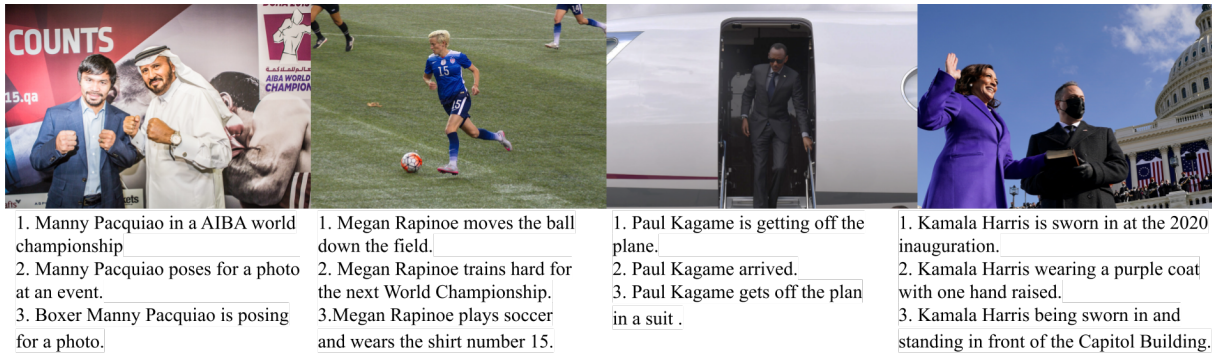


Figure 4: Samples from the Politicians and Athletes in Captions dataset

imum number of decoding steps T_{max} is set such that $T_{end} \leq T_{max}$.

At each decoding step, sigmoid activation and binary cross entropy are applied uniformly across the fixed model vocabulary of size K and the vector of special tokens of size N such that

$$\mathcal{L}_{bce} = g_n * \log(\sigma(y_n)) + (1 - g_n) \log(1 - \sigma(y_n)) \quad (4)$$

where $n = 1 \dots K+N$, y_n is predicted value, and g_n is expected value.

4 PAC Dataset

With this paper we create the Politicians and Athletes in Captions (PAC) dataset. PAC is image-caption dataset consisting of images of well-known individuals in context. PAC includes 1,572 images and three captions per image. Samples from PAC can be seen in Figure 4 and additional samples can be found in the supplementary materials.

We create PAC with the goal of studying the use of non-generic vocabulary in image captioning. The non-generic terms emphasized in PAC are person names and OCR tokens. The PAC dataset offers several technical challenges: 1) correctly identifying people in a variety of settings, 2) reasoning about the effect of the *presence* of the individual. If a known person is in a scene, the description of the scene is often based on the known person, and 3) natural integration of a name into a generated caption.

4.1 Collection

Images were collected from the Creative Commons image database which are made available under the CC licence. To find individuals for the dataset we searched for ‘famous athletes’ and ‘famous politicians’ and selected 62 individuals. The selected well-known individuals are of various races

and sexes and are from many parts of the world. For image collection, we searched for each of the 62 well-known individuals and selected images by manually filtering out duplicates and images without visible faces.

Annotators were instructed to provide a caption of the image including the name of the individual which was searched for when collecting the image. Other famous individuals who happened to appear in the image may also be mentioned in the captions. Additionally, annotators were instructed to use scene-text if it improved the quality of the caption. These annotation instructions differ from those for caption collection of previous datasets. For example, in the collection of MS-COCO captions, annotators were instructed to *not* use proper nouns (Chen et al., 2015) and annotators for TextCaps were instructed to always use text in the scene (Sidorov et al., 2020). 658 images were captioned by college students and 914 were captioned by Amazon Mechanical Turk. Captions were scanned for grammar and spelling errors.

4.2 Analysis

PAC includes images 1,572 images with 3 captions each. All images include at least one famous politician or athlete. Overlap exists in several images. 62 different individuals are in the dataset for an average of 25.2 images per person. 23 of the individuals are politicians while 39 are athletes.

Each caption includes the name of at least one person name in the image. In 66.1% of images, there is scene text that is recognized by Google Cloud OCR (not all photos have scene text). For 35.9% of images, at least one of the captions uses scene text (as recognized by Google Cloud OCR). In comparison, 96.9% of TextCaps images have scene text and 81.3% of captions use scene text. In the PAC dataset, 96.3% of the images contain

			
M4C+ST: lionel messi poses with two other people.	M4C+ST: alex morgan standing on a book cover.	M4C+ST: aung san suu ky is at the world economic forum .	M4C+ST: lebron james wearing a purple jersey with the number 23
M4C: a man and a woman are posing for a photo with the word "ropa" on it	M4C: jamie photography on a book cover	M4C: a photo of a man in front of a screen that says world world world world economic forum .	M4C: a close up a soccer player wearing a purple shirt with the word "lakers" on it

Figure 5: Captions generated for PAC test set images. Red words indicate tokens from the face recognition module and blue words indicate tokens from the OCR module. Corresponding metrics found in Table 1.

a face region of interest (RoI) that is detected by the RFB Net (Liu et al., 2018), the face detector we use throughout this work (Sidorov et al., 2020).

4.3 Limitations

We identify two primary limitations of the PAC dataset. The dataset with 1,572 images is small relative to similar datasets. Due to this PAC cannot represent the breadth of scenes that is found in other datasets. It is recommended to use PAC in conjunction with other dataset in order to mitigate this constraint.

The second primary limitation is narrow scene representation. The dataset is of famous athletes and politicians and therefore overrepresents scenes in which athletes and politicians are photographed. The captions also reflect this bias. For example, the word ‘suit’ is found in 1.82% of PAC captions while only 0.14% of TextCaps captions and 0.55% in MS-COCO. The word ‘microphone’ is found in 1.25% of PAC captions, 0.11% in TextCaps, and 0.05% in MS-COCO. Training on PAC combined with other datasets can mitigate this limitation while still allowing the model to learn to integrate person names as demonstrated in Section 5.

5 Experiments

In our experiments, we test the special token approach by training on PAC and TextCaps. We present baseline results on PAC. Additionally, we present a visualization for the special token embedding space.

5.1 Implementation Details

For detecting regions in the image with faces, we use RFB Net (Liu et al., 2018). For facial recognition, we use ArcFace (Deng et al., 2019). Using

ArcFace, we extract facial embeddings for all individuals in the dataset. At inference, we use l_2 distance to compare new embeddings to the pre-calculated embeddings. For PAC, ground truth face tokens are known and used during training. The facial recognition model is not used for TextCaps images at training or inference because TextCaps annotators were not instructed to use person names in captions.

We use Google Cloud OCR for extracting OCR tokens. We set a limit at $N = 50$ for the number of special tokens. Face tokens take precedence over OCR tokens if over 50 special tokens are identified. Following previous work, we use a pretrained faster RCNN (Anderson et al., 2018) with a ResNet-101 backbone to propose RoIs and extract features for each region. A limit is set at $M = 100$ object features. For caption generation, $T_{max} = 30$ is the maximum number of decoding steps.

All experiments are performed using either PAC or TextCaps. The captions of these datasets focus on using special tokens (names in PAC, OCR in TextCaps) and are therefore suitable for testing our approach. PAC is broken up into the same 80-20 train-test split for all experiments. We use the specified training and validation sets for TextCaps (Sidorov et al., 2020).

For all training, we use a batch size of 128. We use Adam optimizer with a learning rate $1e^{-4}$ and learning rate decay of .1. We use embedding input dimensionality of $d = 768$ for inputs to the encoder.

5.2 Baseline Results

We first compare our approach (M4C+ST) against the base M4C model. Both models are pretrained on TextCaps, and then trained to convergence on PAC. By adding special tokens, we see between

Table 1: Baseline scores on the PAC dataset. Our model (M4C+ST) performs significantly better than a baseline model that does not accept special tokens. For training data, an \rightarrow suggests successive training. A ratio in square brackets represents a sampling ratio for training on both datasets concurrently. We follow previous work and use five common metrics for comparing results.

#	Model	Training	PAC Test Set Metrics				
			B-4	M	R	C	S
1	M4C	TextCaps \rightarrow PAC	2.1	6.4	14.3	24.6	4.3
2	M4C+ST	TextCaps \rightarrow PAC	9.1	14.8	30.4	102.6	18.7
3	M4C+ST	PAC,TextCaps[1:8]	8.4	14.5	30.3	103.7	17.5
4	M4C+ST	TextCaps \rightarrow PAC,TextCaps[1:1]	5.1	12.8	25.7	73.0	14.8

ST: Special Tokens; B-4: BLEU-4; M: METEOR; R: ROUGUE; C: CIDEr, S: SPICE

112-334% percent improvements across metrics on the PAC test set (Table 1 Lines 1,2). The vanilla M4C model only has a slight chance of using the correct name which results in poor performance on PAC.

Figure 5 shows corresponding qualitative results for the these models. We observe that our model uses person names and OCR tokens appropriately throughout the captions. The right two images demonstrate M4C+ST appropriately switching between model vocabulary, face tokens, and OCR tokens during caption generation. In comparison, the M4C model refers to people generically (i.e ‘man’, ‘woman’, ‘player’) resulting in less informative captions. In the second image, vanilla M4C incorrectly uses ‘Jamie Photography’ (an OCR token found in the bottom left of image) as the name of a person. More qualitative samples from these models can found in the supplementary materials.

In Table 1 Lines 3 and 4, we report scores after training on different combinations of PAC and TextCaps. We find that the training procedures from Table 1 Lines 2 and 3 are the most effective. Additionally, we find that training on PAC does not degrade performance on TextCaps. Results on the TextCaps dataset can be found in the supplementary materials.

Lastly, we test our model’s ability for zero-shot use of tokens from unseen individuals. New images with people not in the PAC dataset are run through our model. Qualitatively, we observe our model is able to integrate unseen individuals into image captions. These samples can be found in the supplementary materials.

5.3 Special Token Embedding Visualization

To visualize the embeddings of special tokens, we collect all embeddings during a test set run and plot them with a t-distributed stochastic neighbor embedding (t-SNE). The t-SNE plot shown in Figure 6 allows us to visualize the 768-dimensional special token embeddings in 2-dimensions. As previously mentioned, the embeddings are calculated with Equation 2 in Section 3.3. Both face tokens and OCR tokens go through same learned linear transformation ($W_{1..3}$ from Equation 2), yet the two different token types are in distinct clusters in the embedding space. This distinction is not known to the model before training, therefore during training the model effectively optimizes $W_{1..3}$ such that embeddings from each token type are meaningfully different for the multimodal transformer. This offers explanation on our observation that our model can use each token type appropriately in generated captions.

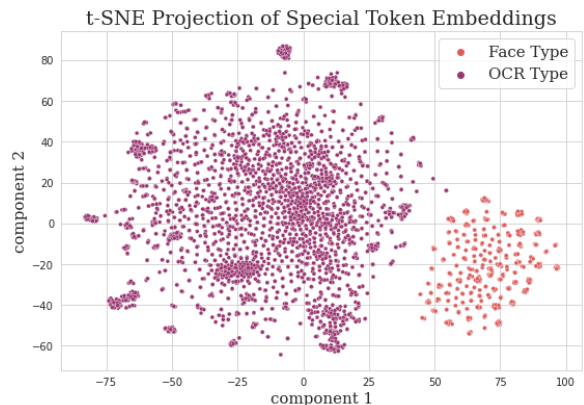


Figure 6: Projection of 768-dimensional special token embeddings into 2d space. Embeddings collected from 314 test images including 703 face tokens and 3,151 OCR tokens.

6 Conclusion

Text generated by vision-language models often lacks specific terms that would be present in human level descriptions or answers. We introduce the special token approach as an adaptable way to introduce non-generic information to a vision-language model. Our method utilizes upstream classifiers to identify information outside of generic context. The Politicians and Athletes in Captions dataset consists of image-caption pairs with well-known individuals. By using the special token approach and the PAC dataset, we train a model to integrate person names into image captions. Possible improvements to the proposed method include inclusion of more external sources or integration of open-domain knowledge with special tokens. Further progression in this direction could result in captions that are truly interesting, vivid, and useful.

Acknowledgement

The work reported in this paper is supported by the National Science Foundation under Grant No. 2050919. Any opinions, findings and conclusions or recommendations expressed in this work are those of the authors and do not necessarily reflect the views of the National Science Foundation.

References

- Jon Almazán, Albert Gordo, Alicia Fornés, and Ernest Valveny. 2014. Word spotting and recognition with embedded attributes. *IEEE transactions on pattern analysis and machine intelligence*, 36(12):2552–2566.
- Peter Anderson, Xiaodong He, Chris Buehler, Damien Teney, Mark Johnson, Stephen Gould, and Lei Zhang. 2018. Bottom-Up and Top-Down Attention for Image Captioning and Visual Question Answering. Technical report.
- Dzmitry Bahdanau, Kyunghyun Cho, and Yoshua Bengio. 2015. Neural machine translation by jointly learning to align and translate. In *3rd International Conference on Learning Representations, ICLR 2015, USA*.
- Ali Furkan Biten, Ruben Tito, Andres Mafla, Lluís Gomez, Marçal Rusinol, Ernest Valveny, C.V. Jawahar, and Dimosthenis Karatzas. 2019. Scene text visual question answering. In *Proceedings of the IEEE/CVF International Conference on Computer Vision (ICCV)*.
- Piotr Bojanowski, Edouard Grave, Armand Joulin, and Tomas Mikolov. 2017. Enriching word vectors with subword information. *Transactions of the Association for Computational Linguistics*, 5:135–146.
- Xinlei Chen, Hao Fang, Tsung-Yi Lin, Ramakrishna Vedantam, Saurabh Gupta, Piotr Dollar, and C Lawrence Zitnick. 2015. Microsoft coco captions: Data collection and evaluation server. *arXiv e-prints*, pages arXiv–1504.
- Yen-Chun Chen, Linjie Li, Licheng Yu, Ahmed El Kholy, Faisal Ahmed, Zhe Gan, Yu Cheng, and Jingjing Liu. 2020. Uniter: Universal image-text representation learning. In *European conference on computer vision*, pages 104–120. Springer.
- Jiankang Deng, Jia Guo, Niannan Xue, and Stefanos Zafeiriou. 2019. Arcface: Additive angular margin loss for deep face recognition. In *Proceedings of the IEEE/CVF Conference on Computer Vision and Pattern Recognition (CVPR)*.
- Chenyu Gao, Qi Zhu, Peng Wang, Hui Li, Yuliang Liu, Anton van den Hengel, and Qi Wu. 2020a. [Structured Multimodal Attentions for TextVQA](#).
- Difei Gao, Ke Li, Ruiping Wang, Shiguang Shan, and Xilin Chen. 2020b. Multi-modal graph neural network for joint reasoning on vision and scene text. In *Proceedings of the IEEE/CVF Conference on Computer Vision and Pattern Recognition*, pages 12746–12756.
- Wei Han, Hantao Huang, and Tao Han. 2020. Finding the evidence: Localization-aware answer prediction for text visual question answering. In *Proceedings of the 28th International Conference on Computational Linguistics*, pages 3118–3131.
- Ronghang Hu, Amanpreet Singh, Trevor Darrell, and Marcus Rohrbach. 2020. Iterative answer prediction with pointer-augmented multimodal transformers for textvqa. In *Proceedings of the IEEE/CVF Conference on Computer Vision and Pattern Recognition*, pages 9992–10002.
- Yash Kant, Dhruv Batra, Peter Anderson, Alexander Schwing, Devi Parikh, Jiasen Lu, and Harsh Agrawal. 2020. Spatially aware multimodal transformers for textvqa. In *Computer Vision—ECCV 2020: 16th European Conference, Glasgow, UK, August 23–28, 2020, Proceedings, Part IX 16*, pages 715–732. Springer.
- Andrej Karpathy, Armand Joulin, and Li F Fei-Fei. 2014. Deep fragment embeddings for bidirectional image sentence mapping. In Z. Ghahramani, M. Welling, C. Cortes, N. D. Lawrence, and K. Q. Weinberger, editors, *Advances in Neural Information Processing Systems 27*, pages 1889–1897. Curran Associates, Inc.
- Ira Kemelmacher-Shlizerman, Steven M. Seitz, Daniel Miller, and Evan Brossard. 2016. The megaface benchmark: 1 million faces for recognition at scale. In *Proceedings of the IEEE Conference on Computer Vision and Pattern Recognition (CVPR)*.

- Ryan Kiros, Ruslan Salakhutdinov, and Rich Zemel. 2014. Multimodal neural language models. In *Proceedings of the 31st International Conference on Machine Learning*, volume 32 of *Proceedings of Machine Learning Research*, pages 595–603, Beijing, China. PMLR.
- Xiujun Li, Xi Yin, Chunyuan Li, Pengchuan Zhang, Xiaowei Hu, Lei Zhang, Lijuan Wang, Houdong Hu, Li Dong, Furu Wei, et al. 2020. Oscar: Object-semantic aligned pre-training for vision-language tasks. In *European Conference on Computer Vision*, pages 121–137. Springer.
- Tsung-Yi Lin, Michael Maire, Serge Belongie, James Hays, Pietro Perona, Deva Ramanan, Piotr Dollar, and C. Lawrence Zitnick. 2014. Microsoft coco: Common objects in context. In *Computer Vision – ECCV 2014*, pages 740–755, Cham. Springer International Publishing.
- Fen Liu, Guanghui Xu, Qi Wu, Qing Du, Wei Jia, and Minghui Tan. 2020. Cascade reasoning network for text-based visual question answering. In *Proceedings of the 28th ACM International Conference on Multimedia*, pages 4060–4069.
- Songtao Liu, Di Huang, and Yunhong Wang. 2018. Receptive field block net for accurate and fast object detection. In *Proceedings of the European Conference on Computer Vision (ECCV)*.
- Jiasen Lu, Dhruv Batra, Devi Parikh, and Stefan Lee. 2019. Vilbert: Pretraining task-agnostic visiolinguistic representations for vision-and-language tasks. In *Advances in Neural Information Processing Systems 32*, pages 13–23. Curran Associates, Inc.
- Jiasen Lu, Vedanuj Goswami, Marcus Rohrbach, Devi Parikh, and Stefan Lee. 2020. 12-in-1: Multi-task vision and language representation learning. In *Proceedings of the IEEE/CVF Conference on Computer Vision and Pattern Recognition (CVPR)*.
- Andres Mafla, Sounak Dey, Ali Furkan Biten, Lluís Gomez, and Dimosthenis Karatzas. 2021. Multimodal reasoning graph for scene-text based fine-grained image classification and retrieval. In *2021 IEEE Winter Conference on Applications of Computer Vision (WACV)*, pages 4022–4032. IEEE.
- Meredith Ringel Morris, Jazette Johnson, Cynthia L. Bennett, and Edward Cutrell. 2018. [Rich Representations of Visual Content for Screen Reader Users](#). *CHI conference on human factors in computing systems*.
- Shaoqing Ren, Kaiming He, Ross Girshick, and Jian Sun. 2015. Faster r-cnn: Towards real-time object detection with region proposal networks. In C. Cortes, N. D. Lawrence, D. D. Lee, M. Sugiyama, and R. Garnett, editors, *Advances in Neural Information Processing Systems 28*, pages 91–99. Curran Associates, Inc.
- Piyush Sharma, Nan Ding, Sebastian Goodman, and Radu Soricut. 2018. Conceptual captions: A cleaned, hypernymed, image alt-text dataset for automatic image captioning. In *Proceedings of ACL*.
- Oleksii Sidorov, Ronghang Hu, Marcus Rohrbach, and Amanpreet Singh. 2020. [TextCaps: A Dataset for Image Captioning with Reading Comprehension](#). In *Lecture Notes in Computer Science (including sub-series Lecture Notes in Artificial Intelligence and Lecture Notes in Bioinformatics)*, volume 12347 LNCS, pages 742–758. Springer Science and Business Media Deutschland GmbH.
- Amanpreet Singh, Guan Pang, Mandy Toh, Jing Huang, Wojciech Galuba, and Tal Hassner. 2021. Textocr: Towards large-scale end-to-end reasoning for arbitrary-shaped scene text. In *Proceedings of the IEEE/CVF Conference on Computer Vision and Pattern Recognition*, pages 8802–8812.
- Weijie Su, Xizhou Zhu, Yue Cao, Bin Li, Lewei Lu, Furu Wei, and Jifeng Dai. 2019. Vi-bert: Pre-training of generic visual-linguistic representations. In *International Conference on Learning Representations*.
- Hao Tan and Mohit Bansal. 2019. Lxmert: Learning cross-modality encoder representations from transformers. In *Proceedings of the 2019 Conference on Empirical Methods in Natural Language Processing and the 9th International Joint Conference on Natural Language Processing (EMNLP-IJCNLP)*, pages 5100–5111.
- Oriol Vinyals, Alexander Toshev, Samy Bengio, and Dumitru Erhan. 2015. Show and tell: A neural image caption generator. In *The IEEE Conference on Computer Vision and Pattern Recognition (CVPR)*, pages 3156–3164, USA.
- Jing Wang, Jinhui Tang, Mingkun Yang, Xiang Bai, and Jiebo Luo. 2021. Improving ocr-based image captioning by incorporating geometrical relationship. In *Proceedings of the IEEE/CVF Conference on Computer Vision and Pattern Recognition*, pages 1306–1315.
- Kelvin Xu, Jimmy Ba, Ryan Kiros, Kyunghyun Cho, Aaron Courville, Ruslan Salakhutdinov, Rich Zemel, and Yoshua Bengio. 2015. Show, attend and tell: Neural image caption generation with visual attention. In *Proceedings of the 32nd International Conference on Machine Learning*, volume 37 of *Proceedings of Machine Learning Research*, pages 2048–2057, Lille, France. PMLR.
- Zhengyuan Yang, Yijuan Lu, Jianfeng Wang, Xi Yin, Dinei Florencio, Lijuan Wang, Cha Zhang, Lei Zhang, and Jiebo Luo. 2021. Tap: Text-aware pre-training for text-vqa and text-caption. In *Proceedings of the IEEE/CVF Conference on Computer Vision and Pattern Recognition*, pages 8751–8761.

- Peter Young, Alice Lai, Micah Hodosh, and Julia Hockenmaier. 2014. From image descriptions to visual denotations: New similarity metrics for semantic inference over event descriptions. *Transactions of the Association of Computational Linguistics*, 2:67–78.
- Sanqiang Zhao, Piyush Sharma, Tomer Levinboim, and Radu Soricut. 2019. Informative image captioning with external sources of information. In *Proceedings of the 57th Annual Meeting of the Association for Computational Linguistics*, pages 6485–6494.
- Qi Zhu, Chenyu Gao, Peng Wang, and Qi Wu. 2021. Simple is not easy: A simple strong baseline for textvqa and textcaps. In *Proceedings of the AAAI Conference on Artificial Intelligence*, volume 35, pages 3608–3615.