

LM-Cocktail: Resilient Tuning of Language Models via Model Merging

Shitao Xiao [♣] Zheng Liu ^{♣*} Peitian Zhang [♣] Xingrun Xing [♣]

[♣] Beijing Academy of Artificial Intelligence

[♣] Institute of Automation, Chinese Academy of Sciences

stxiao@baai.ac.cn {zhengliu1026, namespace.pt}@gmail.com

xingxingrun2023@ia.ac.cn

Abstract

The pre-trained language models are continually fine-tuned to better support downstream applications. However, this operation may result in significant performance degeneration on general tasks beyond the targeted domain. To overcome this problem, we propose **LM-Cocktail** which enables the fine-tuned model to stay resilient in general perspectives. Our method is conducted in the form of model merging, where the fine-tuned language model is merged with the pre-trained base model or the peer models from other domains through weighted average. Despite simplicity, LM-Cocktail is surprisingly effective: the resulted model is able to achieve a strong empirical performance in the whole scope of general tasks while preserving a superior capacity in its targeted domain. We conduct comprehensive experiments with LLama and BGE models on popular benchmarks, including FLAN, MMLU, MTEB, whose results validate the efficacy of our proposed method.

1 Introduction

Language models (LM) are fundamental pillars of artificial intelligence and natural language processing. Thanks to the considerable expansion of training scale and model size (Devlin et al., 2018; Liu et al., 2019; Raffel et al., 2020; Radford et al., 2019; Brown et al., 2020), language models have made remarkable breakthroughs on a wide variety of NLP tasks, including representation, understanding, reasoning, and generation. In many of the applications, language models are frequently used via the “pre-training and fine-tuning” paradigm. Particularly, a generalist LM is pre-trained in the first place through an unsupervised or general-purpose supervised learning process (Brown et al., 2020; Touvron et al., 2023; Wei et al., 2022, 2021; Ouyang et al., 2022); then, the pre-trained generalist model is fine-tuned to be a specialist model for a down-stream task on top of certain in-domain data.

Despite the improved performance in each particular application, the fine-tuning operation could lead to severe degeneration of LM’s general capabilities beyond the targeted domain. Such a phenomenon is commonly referred as catastrophic forgetting (Goodfellow et al., 2013; Kirkpatrick et al., 2017; Thompson et al., 2019; Chen et al., 2020). As shown in Figure 1, fine-tuning Llama model on the target task can significantly improve its performance on the target task, but decrease its performance on other unrelated tasks. In many real-world scenarios, catastrophic forgetting is unwelcome because language models need to exhibit both specialist and generalist characteristics simultaneously (Roziere et al., 2023; Chen et al., 2021; Singhal et al., 2022).

The combat against catastrophic forgetting represents a sustained campaign within the machine learning communities, where numerous approaches have been continually proposed in recent years. There are two representative strategies which are widely adopted as the designing logic by many existing methods. One strategy is to rely on experience replay, where the model is learned with the mixed training data from both the new task and the previous tasks (Rolnick et al., 2019; Shin et al., 2017). The other strategy is to leverage regularization, where the changes in predictions or weights are regularized between the newly fine-tuned model and the historical pre-trained one (Kirkpatrick et al., 2017; Li and Hoiem, 2017; Rannen et al., 2017). However, it remains to explore more effective methods in the context of fine-tuned language models given the practical constraints of the existing methods. On one hand, it is infeasible to fully collect the training samples for all previous tasks, and have the model trained over again on the historical data once a new task is presented. On the other hand, the regularization may result in major changes to the existing fine-tuning operations, which could be incompatible with the well-established fine-tuning

*Correspondence author

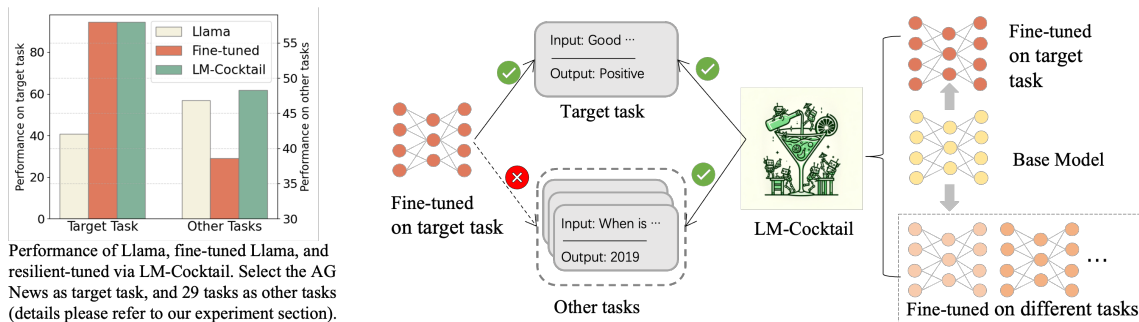


Figure 1: The illustration of LM-Cocktail. Fine-tuning for the target task will lead to severe degeneration of LM’s general capabilities beyond the targeted domain. LM-Cocktail can increase accuracy on new target tasks while maintaining its accuracy on other tasks.

pipeline.

In this work, we aim to design an effective framework to confront catastrophic forgetting, which will enable the fine-tuned language models to stay resilient in general tasks. Besides, we also expect the new framework to be more practical, which means it must be simple to conduct and fully compatible with the common model training workflow.

With these considerations, we propose a new approach, called LM-Cocktail, which continually adapts well-fine-tuned language models on top of model merging (Wortsman et al., 2022a). LM-Cocktail is a general paradigm, which can work under several different conditions. In the simplest form, it directly merges the fine-tuned model with the pre-trained base model to improve the general capabilities of the fine-tuned model. It can further accommodate more peer models fine-tuned for other general domains, and result in stronger empirical performances on top of merging weights estimated by few-shot validation examples. Finally, even at the absence of fine-tuning data, the merging strategy can be still applied to the remaining pre-trained base model and the fine-tuned models in other general domains for a competitive resilience.

Our proposed method leads to a couple of immediate advantages given its working mechanism. First of all, LM-Cocktail is extremely *simple*: the mixing weights can be directly derived from validation samples where no expensive training operations are needed. Secondly, LM-Cocktail is fully *compatible* with the existing training pipeline, knowing that it simply works as a post-refinement step following the fine-tuning process. Above all, LM-Cocktail is *empirically competitive*. According to our evaluations on three representative benchmarks, including FLAN (Wei et al., 2021), MMLU (Hendrycks et al., 2020), and MTEB (Muennighoff et al., 2022), LM-Cocktail achieves a strong re-

silience in general domain tasks while preserving a superior fine-tuning performance on its targeted domain. Finally, LM-Cocktail turns out to be universally applicable: it can substantially contribute to both the decoder-based LM in language generation tasks and the encoder-based LM in language representation tasks.

2 LM-Cocktail

2.1 General Paradigm

As a prerequisite condition, we are given a base language model, denoted as \mathcal{M}_b , which are well pre-trained for general applications. The base LM is continually fine-tuned to support one targeted down-stream task (t) with domain-specific training samples \mathcal{X}_t , which results in the fine-tuned model for the corresponding task: \mathcal{M}_t .

However, the fine-tuned model \mathcal{M}_t is prone to degenerate empirical performances (catastrophic forgetting) on other general domains beyond the targeted domain t . The goal of LM-Cocktail is to maintain the general capabilities when fine-tuning on the target task. The core of **LM-Cocktail** is combining multiple models (with the same architecture but different weights) into a unified one by aggregating the weights from different models. In this way, the resilient fine-tuned model can integrate the strengths from multiple individual models.

To derive the appropriate model merging strategy for LM-Cocktail, there are two fundamental problems to solve: 1) which group of candidate models to merge, 2) how to determine the merging weights. Knowing that the resilient fine-tuned LM is to restore the degenerated performances in general domains, there are two sources of candidate models to consider. One source is the pre-trained base model \mathcal{M}_b , the other source is the entire group of fine-tuned models in other domains ($\{\mathcal{M}_d\}_{\mathcal{D}}$).

Without loss of generality, we derive the following form of merging function:

$$\mathcal{M}_r \leftarrow \alpha \mathcal{M}_t + (1 - \alpha) \sum_{\mathcal{M}_b, \{\mathcal{M}_d\}_{\mathcal{D}}} w_i * \mathcal{M}_i, \quad (1)$$

where \mathcal{M}_r is the resilient-tuned model, α is a hyperparameter whose default value is 0.5, and w_i indicates the merging weight which has been normalized: $\sum_i w_i = 1$. For our case, we require the resilient-tuned model to preserve strong capacity as the directly fine-tuned model in its targeted domain while improving the general domain performance. Therefore, the candidate models' performances in the targeted domain are the critical indicators of merging weights. Based on this intuition, we introduce the following form of weight computation:

$$w_i \leftarrow \text{softmax}(-\mathcal{L}(\mathcal{M}_i, E_t)/\tau). \quad (2)$$

In this function, $\mathcal{L}(\mathcal{M}_i, E_t)$ stands for the prediction loss of candidate model \mathcal{M}_i on the few-shot examples E_t from the targeted domain t , τ is the temperature to control the smoothness. That is to say, the larger loss on the targeted domain, the smaller weight is allocated to the candidate model. So we can give lower coefficients to models that perform very badly in the target task. The few-shot examples are a tiny group of hold-back samples from the targeted domain. According to our empirical study, 5-shot examples have been sufficiently competitive throughout different settings.

2.2 Variations

The general form of LM-Cocktail in Eq 1 requires the presence of three elements: the base model \mathcal{M}_b , the fine-tuned model for the targeted domain \mathcal{M}_t , and the fine-tuned models in other general domains $\{\mathcal{M}_d\}_{\mathcal{D}}$. Nevertheless, the general requirement can be largely relaxed to accommodate different real-world settings. Here, we introduce two common variational forms to confront the situations where either diverse general-domain specialists or targeted domain fine-tuning is not available.

- **Mono-Specialist.** When the diverse fine-tuned models in general domains are absent, the merging function is simplified as the combination of base model \mathcal{M}_b and the mono-specialist model from the targeted domain \mathcal{M}_t :

$$\mathcal{M}_r \leftarrow \alpha \mathcal{M}_t + (1 - \alpha) \mathcal{M}_b. \quad (3)$$

Given that fine-tuned model \mathcal{M}_t typically exhibits significantly lower loss compared to other models, we did not employ Eqn 2 to calculate weights;

instead, we introduce a hyperparameter α . Experimental results demonstrate that simply setting α to 0.5 yields promising outcomes.

- **Without Fine-tuning.** The fine-tuning in the targeted domain can be constrained due to the absence of domain-specific data or computation resources. In this situation, the merging function is transformed into the combination of base model and fine-tuned model from general domains:

$$\mathcal{M}_r \leftarrow \sum_{\mathcal{M}_b, \{\mathcal{M}_d\}_{\mathcal{D}}} w_i * \mathcal{M}_i. \quad (4)$$

In this place, we assume the few-shot examples E_t for merging weights (Eq. 2) are always available, which is a very moderate condition in practice. In this manner, we obviate the need for training any new models; instead, by incurring minimal costs, we can seamlessly integrate existing models to obtain a model tailored for downstream tasks.

3 Experimental setup

We conducted experiments with two types of models: decoder-based LM and encoder-based LM. We fine-tuned 9 encoder-based models and 9 decoder-based models separately, and then evaluated the performance of fine-tuned models and resilient-tuned models.

3.1 Decoder-based LM

- **Base Model.** We use Llama-2-chat-7b¹ (Touvron et al., 2023) as the base model, which has an impressive zero-shot ability on various tasks.

- **Fine-tune.** We use the datasets collected by (Cheng et al., 2023; Wang et al., 2023), which consist of 30 tasks from FLAN (Wei et al., 2022). We select 9 different tasks from it to fine-tune the base model, including NQ, SQuAD, Hellaswag, SST2, Winogrande, CommonGen, MRPC, AG News, and MNLI. For more information of training data please refer to Appendix A. The fine-tuned code is based on FastChat package². The learning rate is 2e-5, the batch size is 128, and the max number of epochs is 3.

- **Evaluation.** We evaluate the performance on the test set of 30 tasks collected by (Cheng et al., 2023; Wang et al., 2023). The test data for fine-tuning tasks (NQ, SQuAD, Hellaswag, SST2, Winogrande, CommonGen, MRPC, AG News, and MNLI) are also included in this collection. The

¹<https://huggingface.co/meta-llama/Llama-2-7b-chat-hf>

²<https://github.com/lm-sys/FastChat>

Fine-tune on	Performance on	Llama	Fine-tuned	LM-Cocktail ₂	LM-Cocktail ₁₀
AG News	AG News	40.80	94.42	94.46	94.41
	Other tasks	46.80	38.58	47.73	48.32
Common Gen	Common Gen	21.14	39.20	41.22	41.45
	Other tasks	47.48	46.90	50.88	58.57
MNLI	MNLI	32.14	87.90	88.88	89.23
	Other tasks	47.10	47.49	53.53	56.31
Winogrande	Winogrande	60.93	75.45	77.90	77.03
	Other tasks	46.11	47.33	50.52	58.52
MRPC	MRPC	31.86	85.78	73.77	80.88
	Other tasks	47.11	36.45	39.56	42.77
NQ	NQ	0.00	29.09	29.25	29.64
	Other tasks	48.21	52.19	54.58	60.28
SQuAD	SQuAD	0.06	86.77	85.67	86.94
	Other tasks	48.21	49.48	51.64	54.09
SST2	SST2	63.30	95.53	96.56	96.56
	Other tasks	46.02	38.94	41.63	45.03
Hellaswag	Hellaswag	71.58	77.20	79.00	78.61
	Other tasks	45.74	46.10	48.95	57.87

Table 1: A comparative performance analysis between base model Llama, fine-tuned model, and resilient-tuned model via LM-Cocktail. LM-Cocktail₂ is produced by merging the base model and fine-tuned model, while LM-Cocktail₁₀ merges fine-tuned model, base model, and other models fine-tuned on 8 different tasks. There are a total of 30 test tasks, and "Others tasks" refers to the remaining 29 tasks after the corresponding task is removed.

detailed metric for each task can refer to (Wang et al., 2023). Besides, we also conduct experiments on additional tasks from MMLU datasets, which is a widely used benchmark for LLMs.

3.2 Encoder-based LM

- **Base Model.** We choose the bge-base-v1.5 embedding model (Xiao et al., 2023) as the base model for embedding tasks, which can map text into embedding representation.

- **Fine-tune.** We select 9 datasets from sentence transformers repo³, including GooAQ, Yahoo Answers, MSMarco, Stack Exchange, ELI5, SQuAD, AmazonQA, Quora, HotpotQA. Appendix A shows the details of training data. We fine-tune BGE model on these datasets with FlagEmbedding tool⁴. We use the AdamW optimizer with a learning rate of $2e-5$. The batch size is 256, and the temperature for contrastive learning is 0.02.

- **Evaluation.** We evaluate the models with the 15 retrieval tasks in mteb benchmark (Muennighoff et al., 2022), and use NDCG@10 as the evaluation metric. For the purpose of facilitating training and testing across various tasks, we don't add the

default query instruction from (Xiao et al., 2023).

4 Experimental Results

In this section, we show the experimental results and represent the key findings. Firstly, we compare the performance of fine-tuned models and resilient-tuned models. Next, we evaluate the performance of LM-Cocktail when fine-tuning on target task is unavailable. Finally, we investigate the impact of weight α and the number of examples.

We also investigate the effectiveness of LM-Cocktail under different fine-tuning strategies and base models. Additionally, we compare the effects of various merging methods. These results are presented in the Appendix B.

4.1 Overall Comparison

Our experiments compare the performance of base models, corresponding fine-tuned models, and models resilient-tuned via LM-Cocktail. For each fine-tuned model, we measure its performance on the specific target task as well as its performance on other tasks. We also tested models resilient-tuned using our method, which include two variants: (1) **LM-Cocktail₂**: merge the fine-tuned model with the base model; (2) **LM-Cocktail₁₀**: merge 10 models, including model fine-tuned on target task,

³<https://huggingface.co/datasets/sentence-transformers/embedding-training-data>

⁴<https://github.com/FlagOpen/FlagEmbedding>

Fine-tune on	Performance on	BGE	Fine-tuned	LM-Cocktail ₂	LM-Cocktail ₁₀
HotpotQA	HotpotQA	71.81	75.96	74.78	74.67
	Other tasks	49.81	47.49	49.98	50.64
Quora	Quora	88.90	90.31	89.93	89.81
	Other tasks	48.59	47.43	48.09	49.11
MSMarco	MSMarco	41.15	42.23	42.01	41.88
	Other tasks	52.00	51.98	52.71	53.22

Table 2: A comparative performance analysis between base model BGE, fine-tuned model, and resilient-tuned model via LM-Cocktail. LM-Cocktail₂ is produced by merging the base model and fine-tuned model, while LM-Cocktail₁₀ merges fine-tuned model, base model, and other models fine-tuned on 8 different tasks. There are a total of 15 test tasks, and "Others tasks" refers to the remaining 14 tasks after the corresponding task is removed.

base model, and eight models fine-tuned on other tasks from section 3.1. We calculate weights for each model using five examples from the training set. Since there are some dataset in the retrieval tasks without a training set, for those (e.g., Ar-guAna), we randomly select five examples from the test set.

We have summarized the results in Table 1 and 2. For detailed results for each test task please refer to Appendix B.4.

4.1.1 Analysis on decoder-based LM

From Table 1, we have following observations: (1) the fine-tuned model demonstrates significant improvement over the base model in the corresponding task. For example, the model fine-tuned on AG News achieves an accuracy of 94.42% in the corresponding task, whereas the base model only achieves 40.9% accuracy on the same task. (2) However, this gain comes at a cost: in other tasks, the fine-tuned model often lags behind the performance of the base model. For example, the accuracy of the fine-tuned model on other tasks is only 38.58%, substantially lower than the 46.8% accuracy of the base model. (3) In contrast, LM-Cocktail₂ maintains effectiveness in its corresponding task (94.46% in AG News task) while also demonstrating competitive performance in other tasks (47.73%). And LM-Cocktail₁₀ further enhances the performance of other tasks (the accuracy increases from 38.58% to 48.32% after merging). In most of the cases, LM-Cocktail₂ and LM-Cocktail₁₀ even outperform the base model on other tasks. This finding demonstrates that our approach can integrate the strengths of models to be merged, and even surpass them in performance. (4) Besides, fine-tuning on some tasks (e.g., NQ) can enhance performance not only on the corresponding task but also on other tasks; our proposed method remains effective on these tasks: LM-

Cocktail achieves higher accuracy both in target task and other tasks. These findings demonstrate the versatility of our approach.

4.1.2 Analysis on encoder-based LM

The results of encoder models are shown in Table 2. We can observe the same trend in the section 4.1.1: LM-Cocktail₂ significantly enhances performance in downstream tasks while maintaining performance in other unrelated tasks. LM-Cocktail₁₀ further improves the general ability by merging the models fine-tuned on different tasks. These results show the applicability of LM-Cocktail for both generative models and representation models, validating the universality of our proposed methodology.

4.2 LM-Cocktail without Fine-tuning

In many scenarios, fine-tuning on the target domain is not always available. Besides, fine-tuning a separate model for each task is costly and inflexible. LM-Cocktail can handle this situation well: it can perform new tasks without fine-tuning by merging existing models. We report the performance of LM-Cocktail without fine-tuning in Table 3 and 4

4.2.1 Analysis on Decoder-based LM

To evaluate the performance on tasks which haven't been seen in fine-tuning, we introduce additional tasks from MMLU benchmark. There are 57 tasks in MMLU, which are different from the fine-tuning tasks in section 3.1. We use the evaluation script and five-shot examples from the widely used framework EleutherAI⁵.

The results are summarized in Table 3. "Llama-ICL" indicates the results using in-context learning with five examples. For Multitask-learning, we merge all training data from 9 fine-tune tasks (see section 3.1) and fine-tune the Llama on this

⁵<https://github.com/EleutherAI/lm-evaluation-harness>

Dataset	Llama	Llama-ICL	Multitask-learning	LM-Cocktail _{blackbox}	LM-Cocktail	LM-Cocktail ^u _{blackbox}	LM-Cocktail ^u
Avg	45.87	46.65	32.88	42.28	48.01	47.46	48.21
abstract-algebra	28.0	30.0	21.0	29.0	35.0	33.0	34.0
anatomy	42.96	42.22	34.07	45.19	46.67	46.67	48.15
astronomy	44.08	48.03	34.21	46.05	46.05	44.08	47.37
business-ethics	42.0	42.0	41.0	50.0	46.0	52.0	48.0
clinical-knowledge	50.57	51.32	39.62	47.92	51.32	51.7	51.32
college-biology	50.0	52.78	27.08	41.67	52.08	49.31	51.39
college-chemistry	23.0	26.0	31.0	19.0	29.0	29.0	29.0
college-computer-science	29.0	37.0	37.0	33.0	46.0	43.0	45.0
college-mathematics	29.0	33.0	36.0	29.0	31.0	35.0	31.0
college-medicine	38.15	40.46	31.79	28.32	40.46	39.31	40.46
college-physics	21.57	24.51	20.59	21.57	19.61	19.61	19.61
computer-security	59.0	54.0	40.0	59.0	55.0	49.0	57.0
conceptual-physics	38.3	38.72	29.79	38.72	39.57	39.57	40.0
econometrics	28.95	33.33	22.81	28.07	26.32	35.09	28.07
electrical-engineering	42.76	43.45	34.48	33.1	46.9	44.14	47.59
elementary-mathematics	27.25	28.04	21.16	28.84	26.46	26.72	26.72
formal-logic	22.22	25.4	35.71	28.57	25.4	24.6	25.4
global-facts	41.0	31.0	26.0	37.0	35.0	33.0	35.0
high-school-biology	46.45	52.58	33.23	35.16	53.87	53.55	53.87
high-school-chemistry	30.54	33.99	21.67	30.05	32.02	32.51	31.53
high-school-computer-science	39.0	46.0	30.0	37.0	40.0	41.0	40.0
high-school-european-history	60.61	56.97	32.12	51.52	63.03	63.64	64.85
high-school-geography	57.07	59.6	33.33	55.56	60.1	61.62	59.09
high-school-government-and-politics	70.47	67.36	38.34	39.38	70.98	66.84	70.98
high-school-macroeconomics	39.23	41.54	31.79	38.21	45.64	44.1	44.87
high-school-mathematics	26.3	23.7	22.96	25.19	24.81	24.44	24.81
high-school-microeconomics	36.55	43.7	31.93	36.55	41.6	40.34	41.6
high-school-physics	25.83	28.48	29.8	27.81	29.14	30.46	29.14
high-school-psychology	59.63	64.04	33.94	60.0	65.32	65.87	64.77
high-school-statistics	23.61	31.48	36.57	25.46	28.24	30.09	28.7
high-school-us-history	65.2	66.18	38.24	65.2	65.69	66.67	64.71
high-school-world-history	61.18	66.24	35.02	57.81	66.24	65.82	65.4
human-aging	58.74	57.4	36.77	55.61	58.74	54.26	58.74
human-sexuality	54.96	48.09	38.17	29.01	57.25	55.73	56.49
international-law	59.5	57.02	42.15	48.76	61.16	58.68	60.33
jurisprudence	55.56	57.41	34.26	52.78	49.07	50.93	50.93
logical-fallacies	58.28	53.99	29.45	57.67	55.21	55.83	54.6
machine-learning	36.61	35.71	28.57	33.04	39.29	41.07	41.96
management	64.08	67.96	43.69	61.17	68.93	66.99	68.93
marketing	73.5	74.36	48.29	73.5	76.5	70.94	76.07
medical-genetics	46.0	53.0	32.0	49.0	50.0	51.0	49.0
miscellaneous	66.16	66.54	38.19	65.13	68.58	65.52	69.6
moral-disputes	50.87	52.89	28.32	44.22	49.42	49.13	50.0
moral-scenarios	24.25	21.34	24.8	23.35	24.25	24.25	24.25
nutrition	50.0	51.96	40.85	47.71	54.58	50.0	54.9
philosophy	51.77	56.91	30.87	47.59	54.02	53.7	53.05
prehistory	51.85	56.79	31.79	51.85	51.85	49.38	51.23
professional-accounting	34.75	35.46	29.08	34.75	37.23	36.52	37.94
professional-law	34.55	33.31	27.71	31.03	36.11	36.31	36.05
professional-medicine	40.44	34.19	29.41	25.37	43.01	44.85	43.75
professional-psychology	44.93	47.55	29.74	42.32	45.92	44.61	45.59
public-relations	53.64	51.82	30.0	38.18	56.36	54.55	56.36
security-studies	49.8	45.71	27.76	48.57	55.1	57.14	56.33
sociology	71.14	57.21	46.27	47.76	71.64	74.63	72.14
us-foreign-policy	73.0	68.0	42.0	67.0	71.0	67.0	73.0
virology	45.78	43.37	34.34	43.98	46.39	42.77	46.99
world-religions	64.91	67.84	37.43	61.99	70.18	67.84	70.18

Table 3: Results of merging decoder models from other tasks.

multitask datasets. For LM-Cocktail, we use the official 5 examples to compute weights and tune a new model for each task by merging 9 fine-tuned models and the base model. Inspired by LoraHub (Huang et al., 2023), we also compare an alternative method to compute weight: using black-box optimization in (Huang et al., 2023) to find the optimal weight assignment. We use LM-Cocktail_{blackbox} to denote this variant. Besides, we aggregate all examples from each task to compute merging weights, and produce a unified model named LM-Cocktail^u for all tasks, rather than generate a separate model for each task.

There are some key findings:

- The performance of multitask-learning is inferior to the original llama model. This shows fine-tuning will compromise the overall generality of the original model, and also indicates there is no direct correlation between these fine-tuning

datasets and the tasks listed on the MMLU.

- LM-Cocktail achieves higher accuracy than the Llama and Llama-ICL. Given five examples for each task, our approach computes the weights for existing models and merges them based on the computed weights, demonstrating a significant performance improvement. LM-Cocktail merely involves recombining existing models without the need for additional model training. Furthermore, it does not introduce any latency to the inference process, while the Llama-ICL needs to process more tokens because of the added few-shot prompt.

- In comparison to black-box optimization, our method to compute weight is simpler yet highly effective. We observed that black-box optimization methods struggle to ensure the sum of weights equals 1, leading to suboptimal performance.

- The unified model LM-Cocktail^u also shows superior performance, which demonstrates the pro-

Dataset	BGE	Multitask-learning	LM-Cocktail ^{blackbox}	LM-Cocktail	LM-Cocktail ^u _{blackbox}	LM-Cocktail ^u
ArguAna	63.61	59.18	61.43	64.34	65.07	64.31
ClimateFEVER	29.51	25.8	10.65	29.5	29.94	29.17
DBPedia	40.56	39.77	21.13	40.37	40.46	40.83
FEVER	83.66	73.76	83.91	86.07	84.21	86.1
FiQA2018	39.11	41.7	38.53	41.89	39.2	42.05
NFCorpus	36.83	37.49	36.99	37.66	36.7	37.64
NQ	51.05	53.25	50.95	53.47	50.75	53.4
SCIDOCS	21.48	21.04	21.87	22.55	21.95	22.31
SciFact	73.81	73.82	74.31	75.14	73.31	75.12
Touche2020	19.54	22.96	19.31	20.9	20.56	20.54
TRECCOVID	67.18	74.51	71.73	71.19	71.3	70.32
CQADupstack	41.04	42.74	39.72	43.03	40.9	43.03
Avg	47.28	47.17	44.21	48.84	47.86	48.73

Table 4: Results of merging decoder models from other tasks.

posed method is capable of simultaneously handling multiple new tasks. Besides, we further investigate the impact of the number of examples in section 4.4.

4.2.2 Analysis on Encoder-based LM

Following the setting in section 4.2.1, we compare the performance of the original BGE model, multitask-learning model, and LM-Cocktail with different methods to mix models. We collect 9 fine-tuned models from section 3.2. For evaluation, we excluded tasks which has been fine-tuned in section 3.2 (i.e., HotpotQA, MSMATCO, and Quora). As reported in Table 4, LM-Cocktail achieves higher accuracy than other models. It demonstrates that we can improve the accuracy of the new task by only mixing existing language models.

4.3 Impact of Weight α

In this section, we conduct a performance comparison under various weights α . To eliminate the influence of other factors, we conducted experiments in the simplest configuration: merging the fine-tuned model and base model based on the weight α .

The results of decoders are shown in Figure 2, and the results of encoder models can be seen in Appendix B.5. We incrementally varied the hyperparameter α from 0 to 1, and evaluated the model’s performance on the target task as well as other unrelated tasks. It can be observed that by changing the weights of the fine-tuned model, we can significantly improve the accuracy on other tasks, even surpassing that of the base model, while ensuring that the accuracy on the target task does not decline.

4.4 Analysis on Number of Examples

Additionally, we investigate the effect of the number of examples. Given some specialist models from other tasks, LM-Cocktail needs a few examples for new task to compute the merging weights,

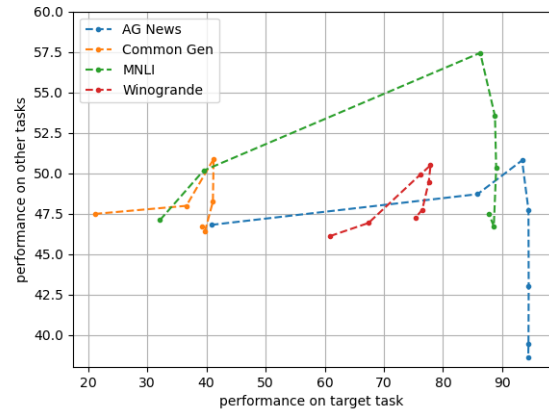


Figure 2: Performance with different α .

and merge these specialist models via weighted sum. Then the merged model can be used to enhance the model fine-tuned on new task or directly perform the new task. In this section, we evaluate the performance of merged models on new tasks following the setting in section 4.2. For decoder-based model, a total of 285 examples are provided in MMLU datasets, and we randomly sample 5, 50, and 100 examples from the entire set to merge the specialist models, and test their performance. For encoder-based model, there are a total of 115 examples, and we also sample a subset to evaluate its performance. The average metric is reported in Table 5.

Model Type	5	50	100	All
Decoder	47.61	48.13	48.20	48.21
Encoder	48.67	48.76	48.77	48.73

Table 5: The performance with different number of examples

As shown in Table 5, Our approach achieves satisfactory performance using only five examples, and performance further improves with an increase in the number of examples. However, beyond fifty examples, the performance improvement becomes significantly limited.

5 Related Work

5.1 Fine-tuning of Language Model

Catastrophic forgetting problem generally exists in the continual fine-tuning of different language models (Luo et al., 2023): Fine-tuning can improve the performance of the target domain, but significantly undermine the language models’ general capabilities beyond their target domain. One solution is to add the data from previous tasks to maintain the previous abilities (Rolnick et al., 2019; Shin et al., 2017; Rebuffi et al., 2017). Some regularization-based methods also have been proposed to alleviate this problem, where the updating of model parameters is regularized to preserve the general capability of the pre-trained model (Kirkpatrick et al., 2017; Li and Hoiem, 2017; Rannen et al., 2017). Different from adding previous data, our method has no additional costs for training. Moreover, unlike regularization-based methods, our proposed method requires no modification to the standard fine-tuning process.

5.2 Model Merging

Model merging averages the weights of multiple models to improve the performance of a single model (Wortsman et al., 2022a; Ilharco et al., 2022a). Wortsman et al. (Wortsman et al., 2022a) find that averaging the weights of models fine-tuned with different hyper-parameter configurations can often improve accuracy. Some researchers propose more complex methods to align the parameters of different models and merge them (Nguyen et al., 2021; Matena and Raffel, 2022; Jin et al., 2022). Prateek et.al and Yu et.al propose to delete the redundant values in the delta parameter before model merging (Yadav et al., 2023; Yu et al., 2023). Unlike existing methods that focus on how to select useful parameters from a fine-tuned model, we concentrate on selecting an appropriate checkpoint. These complex methods are orthogonal to our work and may potentially be beneficial to our approach. We leave the exploration of integrating these methods in LM-Cocktail for future work.

A related direction is utilizing model merging to do cross-task generalization. Most of these methods focus on merging parameter-efficient modules (e.g., LoRA (Hu et al., 2021), soft prompt (Lester et al., 2021)). For the target task, some researchers (Ponti et al., 2023; Wu et al., 2023; Lv et al., 2023) propose to aggregate the parameters

of lightweight task-specific experts that are learned from similar tasks to enhance the accuracy. Some works also have been proposed to merge prompt embeddings from lots of source tasks to the target domain (Vu et al., 2021; Poth et al., 2021; Sun et al., 2023). The latest work is LoRAHub (Huang et al., 2023). Given a few examples, it uses the black-box optimization tool Shiwa (Liu et al., 2020) to combine multiple existing fine-tuned LoRA modules and generate a new LoRA module for the target task. In contrast to the above methods, we merge fine-tuned models and the base model with the aim of maintaining the general capabilities after fine-tuning. Meanwhile, to ensure performance on the target task, we employ losses from a small set of examples to filter out models that perform poorly on the target task. Besides, we merge the entire model instead of the parameter-efficient modules.

The other direction relevant to our work is applying model merging in robust fine-tuning. Wortsman et al. (Wortsman et al., 2022b) and Ilharco (Ilharco et al., 2022b) both find that the fine-tuned clip (Radford et al., 2021) model substantially improves accuracy on a given target distribution but reduces robustness to distribution shifts. To address this problem, they use a manually set coefficient to merge the fine-tuned model and the base model. Unlike these methods, we propose to utilize not only the base pre-trained model but also the specialist models from other tasks. In this way, our proposed method further improves the general capabilities and even can function in situations where fine-tuning is not feasible. Besides, we utilize a simple method to compute the merging weights for different models automatically.

6 Conclusion

In this work, we introduce the LM-Cocktail, a simple method to improve performance on target tasks without decreasing accuracy on other unrelated tasks. LM-Cocktail produces a resilient-tuned model by weighted averaging the parameters from different models: the model fine-tuned on the target task, the pre-trained base model, and the peer models from other domains. The empirical results on both decoder and encoder models demonstrate that LM-Cocktail can achieve strong performance in the whole scope of general tasks while preserving a superior capacity in its targeted domain. We further demonstrated the effectiveness of LM-Cocktail when unable to fine-tune on domain-specific data.

7 Limitations

Different from existing methods (Yadav et al., 2023; Yu et al., 2023), our approach can select appropriate checkpoints by computing weights. However, it still suffers from similar constraints: it relies on the same initialization and model structure, making it inapplicable to models with different architectures. In addition, the calculation of weights still requires a certain amount of computation, and it scales linearly with the number of models. If there are too many models on the platform, considerable computational costs will still be required. Conducting a simple filtering based on the nature of the target task beforehand is a feasible approach.

8 Ethical Considerations

LM-Cocktail relies on the open-source language models. Consequently, it inherits similar ethical and social risks, such as bias, discrimination, and toxicity. Besides, open-source models may involve the incorporation of private or contentious data during the training phase.

Acknowledgements

This research is supported by National Science and Technology Major Project(2023ZD0121504).

References

- Tom Brown, Benjamin Mann, Nick Ryder, Melanie Subbiah, Jared D Kaplan, Prafulla Dhariwal, Arvind Neelakantan, Pranav Shyam, Girish Sastry, Amanda Askell, et al. 2020. Language models are few-shot learners. *Advances in neural information processing systems*, 33:1877–1901.
- Mark Chen, Jerry Tworek, Heewoo Jun, Qiming Yuan, Henrique Ponde de Oliveira Pinto, Jared Kaplan, Harri Edwards, Yuri Burda, Nicholas Joseph, Greg Brockman, et al. 2021. Evaluating large language models trained on code. *arXiv preprint arXiv:2107.03374*.
- Sanyuan Chen, Yutai Hou, Yiming Cui, Wanxiang Che, Ting Liu, and Xiangzhan Yu. 2020. Recall and learn: Fine-tuning deep pretrained language models with less forgetting. *arXiv preprint arXiv:2004.12651*.
- Daixuan Cheng, Shaohan Huang, Junyu Bi, Yuefeng Zhan, Jianfeng Liu, Yujing Wang, Hao Sun, Furu Wei, Denvy Deng, and Qi Zhang. 2023. [Uprise: Universal prompt retrieval for improving zero-shot evaluation](#).
- Jacob Devlin, Ming-Wei Chang, Kenton Lee, and Kristina Toutanova. 2018. Bert: Pre-training of deep bidirectional transformers for language understanding. *arXiv preprint arXiv:1810.04805*.
- Ian J Goodfellow, Mehdi Mirza, Da Xiao, Aaron Courville, and Yoshua Bengio. 2013. An empirical investigation of catastrophic forgetting in gradient-based neural networks. *arXiv preprint arXiv:1312.6211*.
- Dan Hendrycks, Collin Burns, Steven Basart, Andy Zou, Mantas Mazeika, Dawn Song, and Jacob Steinhardt. 2020. Measuring massive multitask language understanding. *arXiv preprint arXiv:2009.03300*.
- Edward J Hu, Yelong Shen, Phillip Wallis, Zeyuan Allen-Zhu, Yuanzhi Li, Shean Wang, Lu Wang, and Weizhu Chen. 2021. Lora: Low-rank adaptation of large language models. *arXiv preprint arXiv:2106.09685*.
- Chengsong Huang, Qian Liu, Bill Yuchen Lin, Tianyu Pang, Chao Du, and Min Lin. 2023. [Lorahub: Efficient cross-task generalization via dynamic lora composition](#).
- Gabriel Ilharco, Marco Tulio Ribeiro, Mitchell Wortsman, Suchin Gururangan, Ludwig Schmidt, Hannaneh Hajishirzi, and Ali Farhadi. 2022a. Editing models with task arithmetic. *arXiv preprint arXiv:2212.04089*.
- Gabriel Ilharco, Mitchell Wortsman, Samir Yitzhak Gadre, Shuran Song, Hannaneh Hajishirzi, Simon Kornblith, Ali Farhadi, and Ludwig Schmidt. 2022b. [Patching open-vocabulary models by interpolating weights](#). In *Advances in Neural Information Processing Systems*.
- Xisen Jin, Xiang Ren, Daniel Preotiuc-Pietro, and Pengxiang Cheng. 2022. Dataless knowledge fusion by merging weights of language models. *arXiv preprint arXiv:2212.09849*.
- James Kirkpatrick, Razvan Pascanu, Neil Rabinowitz, Joel Veness, Guillaume Desjardins, Andrei A Rusu, Kieran Milan, John Quan, Tiago Ramalho, Agnieszka Grabska-Barwinska, et al. 2017. Overcoming catastrophic forgetting in neural networks. *Proceedings of the national academy of sciences*, 114(13):3521–3526.
- Brian Lester, Rami Al-Rfou, and Noah Constant. 2021. The power of scale for parameter-efficient prompt tuning. *arXiv preprint arXiv:2104.08691*.
- Zhizhong Li and Derek Hoiem. 2017. Learning without forgetting. *IEEE transactions on pattern analysis and machine intelligence*, 40(12):2935–2947.
- Jialin Liu, Antoine Moreau, Mike Preuss, Jeremy Rapin, Baptiste Roziere, Fabien Teytaud, and Olivier Teytaud. 2020. Versatile black-box optimization. In *Proceedings of the 2020 Genetic and Evolutionary Computation Conference*, pages 620–628.
- Yinhan Liu, Myle Ott, Naman Goyal, Jingfei Du, Mandar Joshi, Danqi Chen, Omer Levy, Mike Lewis, Luke Zettlemoyer, and Veselin Stoyanov. 2019. Roberta: A robustly optimized bert pretraining approach. *arXiv preprint arXiv:1907.11692*.

- Yun Luo, Zhen Yang, Fandong Meng, Yafu Li, Jie Zhou, and Yue Zhang. 2023. An empirical study of catastrophic forgetting in large language models during continual fine-tuning. *arXiv preprint arXiv:2308.08747*.
- Xingtai Lv, Ning Ding, Yujia Qin, Zhiyuan Liu, and Maosong Sun. 2023. [Parameter-efficient weight ensembling facilitates task-level knowledge transfer](#). In *Proceedings of the 61st Annual Meeting of the Association for Computational Linguistics (Volume 2: Short Papers)*, pages 270–282, Toronto, Canada. Association for Computational Linguistics.
- Michael S Matena and Colin Raffel. 2022. [Merging models with fisher-weighted averaging](#). In *Advances in Neural Information Processing Systems*.
- Niklas Muennighoff, Nouamane Tazi, Loïc Magne, and Nils Reimers. 2022. [Mteb: Massive text embedding benchmark](#). *arXiv preprint arXiv:2210.07316*.
- Dang Nguyen, Khai Nguyen, Nhat Ho, Dinh Phung, and Hung Bui. 2021. Model fusion of heterogeneous neural networks via cross-layer alignment. *arXiv preprint arXiv:2110.15538*.
- Long Ouyang, Jeffrey Wu, Xu Jiang, Diogo Almeida, Carroll Wainwright, Pamela Mishkin, Chong Zhang, Sandhini Agarwal, Katarina Slama, Alex Ray, et al. 2022. Training language models to follow instructions with human feedback. *Advances in Neural Information Processing Systems*, 35:27730–27744.
- Edoardo Maria Ponti, Alessandro Sordani, Yoshua Bengio, and Siva Reddy. 2023. Combining parameter-efficient modules for task-level generalisation. In *Proceedings of the 17th Conference of the European Chapter of the Association for Computational Linguistics*, pages 687–702.
- Clifton Poth, Jonas Pfeiffer, Andreas Rücklé, and Iryna Gurevych. 2021. What to pre-train on? efficient intermediate task selection. *arXiv preprint arXiv:2104.08247*.
- Alec Radford, Jong Wook Kim, Chris Hallacy, Aditya Ramesh, Gabriel Goh, Sandhini Agarwal, Girish Sastry, Amanda Askell, Pamela Mishkin, Jack Clark, et al. 2021. Learning transferable visual models from natural language supervision. In *International conference on machine learning*, pages 8748–8763. PMLR.
- Alec Radford, Jeffrey Wu, Rewon Child, David Luan, Dario Amodei, Ilya Sutskever, et al. 2019. Language models are unsupervised multitask learners. *OpenAI blog*, 1(8):9.
- Colin Raffel, Noam Shazeer, Adam Roberts, Katherine Lee, Sharan Narang, Michael Matena, Yanqi Zhou, Wei Li, and Peter J Liu. 2020. Exploring the limits of transfer learning with a unified text-to-text transformer. *The Journal of Machine Learning Research*, 21(1):5485–5551.
- Amal Rannen, Rahaf Aljundi, Matthew B Blaschko, and Tinne Tuytelaars. 2017. Encoder based lifelong learning. In *Proceedings of the IEEE international conference on computer vision*, pages 1320–1328.
- Sylvestre-Alvise Rebuffi, Alexander Kolesnikov, Georg Sperl, and Christoph H Lampert. 2017. icarl: Incremental classifier and representation learning. In *Proceedings of the IEEE conference on Computer Vision and Pattern Recognition*, pages 2001–2010.
- David Rolnick, Arun Ahuja, Jonathan Schwarz, Timothy Lillicrap, and Gregory Wayne. 2019. Experience replay for continual learning. *Advances in Neural Information Processing Systems*, 32.
- Baptiste Roziere, Jonas Gehring, Fabian Gloeckle, Sten Sootla, Itai Gat, Xiaoqing Ellen Tan, Yossi Adi, Jingyu Liu, Tal Remez, Jérémy Rapin, et al. 2023. Code llama: Open foundation models for code. *arXiv preprint arXiv:2308.12950*.
- Hanul Shin, Jung Kwon Lee, Jaehong Kim, and Jiwon Kim. 2017. Continual learning with deep generative replay. *Advances in neural information processing systems*, 30.
- Karan Singhal, Shekoofeh Azizi, Tao Tu, S Sara Mahdavi, Jason Wei, Hyung Won Chung, Nathan Scales, Ajay Tanwani, Heather Cole-Lewis, Stephen Pfohl, et al. 2022. Large language models encode clinical knowledge. *arXiv preprint arXiv:2212.13138*.
- Tianxiang Sun, Zhengfu He, Qin Zhu, Xipeng Qiu, and Xuan-Jing Huang. 2023. Multitask pre-training of modular prompt for chinese few-shot learning. In *Proceedings of the 61st Annual Meeting of the Association for Computational Linguistics (Volume 1: Long Papers)*, pages 11156–11172.
- Brian Thompson, Jeremy Gwinnup, Huda Khayrallah, Kevin Duh, and Philipp Koehn. 2019. Overcoming catastrophic forgetting during domain adaptation of neural machine translation. In *Proceedings of the 2019 Conference of the North American Chapter of the Association for Computational Linguistics: Human Language Technologies, Volume 1 (Long and Short Papers)*, pages 2062–2068.
- Hugo Touvron, Louis Martin, Kevin Stone, Peter Albert, Amjad Almahairi, Yasmine Babaei, Nikolay Bashlykov, Soumya Batra, Prajjwal Bhargava, Shruti Bhosale, Dan Bikel, Lukas Blecher, Cristian Canton Ferrer, Moya Chen, Guillem Cucurull, David Esiobu, Jude Fernandes, Jeremy Fu, Wenyin Fu, Brian Fuller, Cynthia Gao, Vedanuj Goswami, Naman Goyal, Anthony Hartshorn, Saghar Hosseini, Rui Hou, Hakan Inan, Marcin Kardas, Viktor Kerkez, Madian Khabsa, Isabel Kloumann, Artem Korenev, Punit Singh Koura, Marie-Anne Lachaux, Thibaut Lavril, Jenya Lee, Diana Liskovich, Yinghai Lu, Yuning Mao, Xavier Martinet, Todor Mihaylov, Pushkar Mishra, Igor Molybog, Yixin Nie, Andrew Poulton, Jeremy Reizenstein, Rashi Rungta, Kalyan Saladi, Alan Schelten,

Ruan Silva, Eric Michael Smith, Ranjan Subramanian, Xiaoqing Ellen Tan, Binh Tang, Ross Taylor, Adina Williams, Jian Xiang Kuan, Puxin Xu, Zheng Yan, Iliyan Zarov, Yuchen Zhang, Angela Fan, Melanie Kambadur, Sharan Narang, Aurelien Rodriguez, Robert Stojnic, Sergey Edunov, and Thomas Scialom. 2023. [Llama 2: Open foundation and fine-tuned chat models](#).

Tu Vu, Brian Lester, Noah Constant, Rami Al-Rfou, and Daniel Cer. 2021. Spot: Better frozen model adaptation through soft prompt transfer. *arXiv preprint arXiv:2110.07904*.

Liang Wang, Nan Yang, and Furu Wei. 2023. [Learning to retrieve in-context examples for large language models](#).

Jason Wei, Maarten Bosma, Vincent Zhao, Kelvin Guu, Adams Wei Yu, Brian Lester, Nan Du, Andrew M. Dai, and Quoc V Le. 2022. [Finetuned language models are zero-shot learners](#). In *International Conference on Learning Representations*.

Jason Wei, Maarten Bosma, Vincent Y Zhao, Kelvin Guu, Adams Wei Yu, Brian Lester, Nan Du, Andrew M Dai, and Quoc V Le. 2021. [Finetuned language models are zero-shot learners](#). *arXiv preprint arXiv:2109.01652*.

Mitchell Wortsman, Gabriel Ilharco, Samir Ya Gadre, Rebecca Roelofs, Raphael Gontijo-Lopes, Ari S Morcos, Hongseok Namkoong, Ali Farhadi, Yair Carmon, Simon Kornblith, and Ludwig Schmidt. 2022a. [Model soups: averaging weights of multiple fine-tuned models improves accuracy without increasing inference time](#). In *Proceedings of the 39th International Conference on Machine Learning*, volume 162 of *Proceedings of Machine Learning Research*, pages 23965–23998. PMLR.

Mitchell Wortsman, Gabriel Ilharco, Jong Wook Kim, Mike Li, Simon Kornblith, Rebecca Roelofs, Raphael Gontijo Lopes, Hannaneh Hajishirzi, Ali Farhadi, Hongseok Namkoong, et al. 2022b. [Robust fine-tuning of zero-shot models](#). In *Proceedings of the IEEE/CVF Conference on Computer Vision and Pattern Recognition*, pages 7959–7971.

Chengyue Wu, Teng Wang, Yixiao Ge, Zeyu Lu, Ruisong Zhou, Ying Shan, and Ping Luo. 2023. [pi-tuning: Transferring multimodal foundation models with optimal multi-task interpolation](#). In *International Conference on Machine Learning*, pages 37713–37727. PMLR.

Shitao Xiao, Zheng Liu, Peitian Zhang, and Niklas Muennighoff. 2023. [C-pack: Packaged resources to advance general chinese embedding](#).

Prateek Yadav, Derek Tam, Leshem Choshen, Colin Raffel, and Mohit Bansal. 2023. [Resolving interference when merging models](#). *arXiv preprint arXiv:2306.01708*.

Le Yu, Bowen Yu, Haiyang Yu, Fei Huang, and Yongbin Li. 2023. [Language models are super mario: Absorbing abilities from homologous models as a free lunch](#). *arXiv preprint arXiv:2311.03099*.

A Datasets used in fine-tuning

We fine-tune the Llama model on 9 different datasets, whose details are shown in Table 6. The details of datasets used to fine-tune BGE are shown in Table 7.

Dataset	# train	# test	Metric
NQ	30,000	3,610	Exact Match
SQuAD	30,000	10,570	Exact Match
Hellaswag	30,000	10,042	Accuracy
SST2	30,000	872	Accuracy
Winogrande	30,000	1,267	Accuracy
CommenGen	30,000	4,018	ROUGE-L
MRPC	3,668	408	Accuracy
AG News	30,000	7600	Accuracy
MNLI	30,000	9,815	Accuracy

Table 6: Statistics for the datasets used to fine-tune Llama.

Dataset	# train	# test	Metric
GooAQ	3,012,496	–	–
YahooAnswers	1,198,260	–	–
MSMarco	485,823	6,980	NDCG@10
StackExchange	293,951	–	–
ELI5	319,912	–	–
SQuAD	86,701	–	–
AmazonQA	1,095,290	–	–
Quora	60,202	10,000	NDCG@10
HotpotQA	84,516	7,405	NDCG@10

Table 7: Statistics for the datasets used to fine-tune BGE.

B More Experimental Results

B.1 LM-Cocktail for Parameter-Efficient fine-Tuning

LoRA (Hu et al., 2021) is a widely used Parameter-Efficient Fine-Tuning approach to reduce the cost of training. We also investigated the effects of our method for LoRA fine-tuning, and the results are summarized in Table 8.

As shown in Table 8, LoRA demonstrates improved mitigation of catastrophic forgetting by fine-tuning only a small subset of parameters, with minimal degradation in performance on other tasks. However, its performance on the target task (AG News) noticeably lags behind that of full-parameter fine-tuning. With LM-cocktail, performance enhancements across other tasks are achieved while maintaining the performance on the target task.

Fine-tune on	Performance on	Llama	Fine-tuned	LM-Cocktail ₂	LoRA	LM-Cocktail ₂ ^{Lora}
AG News	AG News	40.80	94.42	94.46	91.18	91.01
	Other tasks	46.80	38.58	47.73	46.66	48.60

Table 8: LM-Cocktail for Parameter-Efficient fine-Tuning

Base Model	Fine-tune on	Performance on	Base Model	Fine-tuned	LM-Cocktail ₂
Llama-13B	AG News	AG News	48.05	94.75	94.78
		Other tasks	46.01	45.15	55.28
Mistral	AG News	AG News	63.64	92.76	92.09
		Other tasks	51.52	32.13	48.38

Table 9: LM-Cocktail for different base models

Dataset	Llama	LoraHub	Mean	DARE	TIES	ours
arc-c	36.05	35.19	40.17	40.86	37.25	44.03
arc-e	51.59	50.44	60.51	60.76	53.07	71.59
natural-questions	0.0	10.66	13.99	14.13	7.45	29.83
copa	69.0	67.0	76.0	78.0	73.0	77.0
hellaswag	71.58	76.12	74.44	74.5	71.12	77.49
piqa	75.73	76.39	76.88	76.71	74.1	76.61
winogrande	60.93	61.8	67.96	68.35	71.74	76.16
wsc	60.58	36.54	63.46	63.46	62.5	63.46
wsc273	75.82	75.09	80.22	80.95	80.59	84.98
mrpc	31.86	36.03	31.62	31.62	45.83	82.35
paws	55.96	56.5	55.8	55.8	67.26	57.39
qqp	69.43	63.18	63.34	63.37	71.49	67.81
rte	70.04	58.12	77.98	80.51	80.87	58.84
snli	34.02	33.17	44.88	45.13	61.89	88.63
mnli-m	32.14	81.41	49.41	49.24	63.29	89.49
mnli-mm	32.01	58.98	52.25	51.91	64.63	71.69
qnli	55.19	50.56	71.11	70.86	58.05	71.79
multirc	44.46	60.72	26.97	28.43	64.29	56.15
openbookqa	47.0	47.0	47.4	47.2	46.4	50.8
boolq	75.26	71.07	70.03	70.61	77.89	70.24
squad-v1	0.06	57.92	58.4	55.34	27.14	86.2
sentiment140	66.85	89.42	93.87	94.15	88.02	91.92
sst2	63.3	94.38	96.1	96.44	93.81	96.56
yelp	82.9	88.45	97.81	97.75	96.68	90.21
common-gen	21.14	35.5	37.5	35.78	9.0	39.91
e2e-nlg	34.41	35.14	44.45	44.55	15.93	44.27
dart	32.58	15.79	33.4	33.12	5.79	42.07
aeslc	3.51	2.69	1.35	1.37	1.14	1.61
ag-news	40.8	72.13	89.16	89.2	92.13	94.37
gigaword	3.8	1.21	0.89	0.59	0.11	2.6
Avg	46.6	53.29	56.58	56.69	55.42	65.2

Table 10: Comparison with other merging methods

B.2 LM-Cocktail for different base models

ducted experiments on a 13B model: Llama-13B⁶

The experimental results of LM-Cocktail for different base models are shown in Table 9. We con-

⁶<https://huggingface.co/meta-llama/Llama-2-13b-chat-hf>

and a different model: Mistral⁷.

The experimental results are consistent with previous results of Llama-7B, indicating that fine-tuning for the target task may decrease performance on other tasks. Our approach enables the enhancement of performance on other tasks while preserving the accuracy of the target task, thereby improving the generalizability of the fine-tuned model.

B.3 Comparison with other merging methods

To investigate the effectiveness of our model merging approach, we employed various methods to merge 10 models: the base model and 9 models fine-tuned on 9 different tasks (see Section 3.1). Baselines for comparison include Mean (average the weight from all models) and several recently proposed methods: LoraHub (Huang et al., 2023), DARE (Yu et al., 2023), and TIES Merging (Yadav et al., 2023). We use the MergeKit⁸ tool to implement DARE and TIES Merging methods. For our method, we merge these 10 models following Eqn. 4. The results are shown in Table 10. We observe that achieving satisfactory results can be attained simply by averaging parameters. The DARE method achieves competitive results by retaining only the most crucial parameters. Our approach excels in parameter fusion selection, yielding optimal outcomes.

B.4 Detailed results for each task

The detailed results for each task are reported in Table 11 and 12.

B.5 Impact of α for encoder-based LM

The performance of encoder-based LMs with different merging weights are shown in Figure 3.

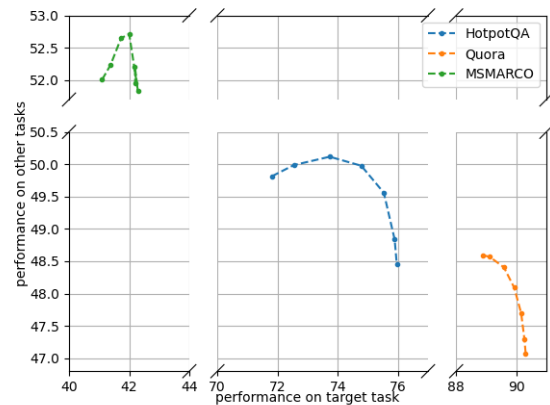


Figure 3: Performance of encoder-based LMs with different merging weights.

⁷<https://huggingface.co/mistralai/Mistral-7B-Instruct-v0.2>

⁸<https://github.com/arcee-ai/mergekit>

Table 11: The detailed results of base model, fine-tuned model, and resilient-tuned model via LM-Cocktail. We use the name of task to denote the model fine-tuned on this task (e.g., AG News in the first row represent the model fine-tuned on AG News dataset). LM-Cocktail₂ is produced by merging the base model and fine-tuned model, while LM-Cocktail₁₀ merges fine-tuned model, base model, and other models fine-tuned on 8 different tasks.

Dataset	LM	AG News	LM-Cocktail ₁	LM-Cocktail ₂	SQUAD	LM-Cocktail ₁	LM-Cocktail ₂	Wingame	LM-Cocktail ₁	LM-Cocktail ₂	Hellswag	LM-Cocktail ₁	LM-Cocktail ₂	MSU	LM-Cocktail ₁	LM-Cocktail ₂	MRPC	LM-Cocktail ₁	LM-Cocktail ₂	SSFP	LM-Cocktail ₁	LM-Cocktail ₂	
arc	51.99	41.65	51.08	54.16	66.51	60.47	60.21	55.56	60.8	66.05	60.0	65.37	65.37	40.21	49.18	52.52	34.97	42.11	48.37	45.41	50.06	52.18	
arc_challenge	0.0	0.0	0.03	0.0	6.84	0.11	0.11	0.66	0.91	9.81	0.06	0.53	0.97	0.0	0.0	0.0	0.03	0.03	0.03	0.0	0.0	0.0	
mnli	69.0	57.0	70.0	67.0	66.0	64.0	66.0	69.0	76.0	77.0	69.0	71.0	71.0	59.0	71.0	74.0	47.0	63.0	63.0	64.0	72.0	72.0	
mnli_questions	71.58	65.76	71.8	72.1	72.02	73.67	72.02	68.25	69.92	69.01	71.57	72.22	72.22	64.8	70.48	71.64	71.42	54.09	68.69	69.97	65.29	69.57	
mnli_answer	67.33	64.97	71.1	71.5	67.33	67.33	67.33	72.22	72.22	72.22	72.22	72.22	72.22	72.14	72.14	72.14	69.97	69.97	69.97	69.97	69.97	69.97	
pubmed	67.33	64.97	71.1	71.5	67.33	67.33	67.33	72.22	72.22	72.22	72.22	72.22	72.22	72.14	72.14	72.14	69.97	69.97	69.97	69.97	69.97	69.97	
wikipedia	69.58	63.46	63.46	63.46	63.46	63.46	63.46	63.46	63.46	63.46	63.46	63.46	63.46	63.46	63.46	63.46	64.42	64.42	64.42	63.46	63.46	63.46	
wsc273	75.82	72.53	75.82	78.75	64.84	74.73	79.85	69.23	76.19	78.02	76.92	79.85	84.25	84.98	74.73	78.75	58.61	67.03	67.03	72.89	72.89	76.92	
mrpc	31.86	31.62	31.62	31.62	31.62	31.62	31.62	31.62	31.62	31.62	31.62	31.62	31.62	31.62	31.62	31.62	31.62	31.62	31.62	31.62	31.62	31.62	
paws	55.96	55.76	55.88	55.8	55.74	55.64	56.07	55.43	55.96	55.73	55.93	55.97	55.97	55.97	55.97	55.97	55.97	55.97	55.97	55.97	55.97	55.97	
qdp	67.46	67.46	67.46	67.46	67.46	67.46	67.46	67.46	67.46	67.46	67.46	67.46	67.46	67.46	67.46	67.46	67.46	67.46	67.46	67.46	67.46	67.46	
qdp_challenge	0.0	0.0	0.0	0.0	0.0	0.0	0.0	0.0	0.0	0.0	0.0	0.0	0.0	0.0	0.0	0.0	0.0	0.0	0.0	0.0	0.0	0.0	
qqp	70.04	51.26	74.73	74.73	68.59	68.59	68.59	68.59	68.59	68.59	68.59	68.59	68.59	68.59	68.59	68.59	68.59	68.59	68.59	68.59	68.59	68.59	
sst1	34.02	33.44	50.22	37.34	37.45	35.94	35.94	35.94	35.94	35.94	35.94	35.94	35.94	35.94	35.94	35.94	35.94	35.94	35.94	35.94	35.94	35.94	
sst2	32.04	34.28	51.6	41.87	31.29	31.82	52.33	39.27	33.38	37.11	38.4	35.16	47.5	62.2	34.16	50.26	39.86	40.53	40.53	46.52	32.74	32.74	
mmlu	32.01	35.43	52.15	48.93	31.76	32.36	51.99	38.3	33.59	37.08	38.06	34.46	47.41	54.12	87.93	89.52	39.3	40.22	40.22	51.06	32.95	32.95	
mmlu_challenge	0.0	0.0	0.0	0.0	0.0	0.0	0.0	0.0	0.0	0.0	0.0	0.0	0.0	0.0	0.0	0.0	0.0	0.0	0.0	0.0	0.0	0.0	
openbookqa	47.0	44.0	44.8	46.0	45.2	48.0	50.4	45.2	48.0	51.4	51.4	51.4	51.4	48.0	49.8	45.2	41.0	43.0	43.0	44.0	43.4	45.2	
openbookqa_challenge	0.0	0.0	0.0	0.0	0.0	0.0	0.0	0.0	0.0	0.0	0.0	0.0	0.0	0.0	0.0	0.0	0.0	0.0	0.0	0.0	0.0	0.0	
squadv1	75.26	59.42	76.67	76.18	69.11	72.39	72.08	67.58	77.74	77.77	76.06	77.16	78.5	79.66	79.51	78.75	65.78	65.11	67.09	60.4	78.13	42.66	53.06
squadv1_challenge	0.04	0.04	0.06	1.26	16.41	28.94	73.15	86.77	85.67	86.94	54.61	58.86	77.4	238.66	29.22	72.74	2.88	10.47	70.06	0.03	0.16	0.22	0.22
sentiment140	66.88	56.27	72.7	81.62	77.99	84.4	93.59	83.94	84.96	91.09	91.36	89.69	93.59	63.23	72.7	90.53	73.82	84.68	93.76	89.97	54.32	56.82	92.48
sentiment140_challenge	0.0	0.0	0.0	0.0	0.0	0.0	0.0	0.0	0.0	0.0	0.0	0.0	0.0	0.0	0.0	0.0	0.0	0.0	0.0	0.0	0.0	0.0	0.0
sst2_challenge	62.3	51.88	65.96	66.88	67.75	67.75	67.75	67.75	67.75	67.75	67.75	67.75	67.75	67.75	67.75	67.75	67.75	67.75	67.75	67.75	67.75	67.75	67.75
common-gen	21.14	0.0	0.0	0.63	39.2	41.22	41.22	20.35	35.82	36.0	30.74	33.43	32.9	238.59	29.83	36.11	34.62	31.85	39.28	0.0	0.0	0.0	15.04
e2e-nlg	34.41	0.0	0.0	0.0	21.73	44.29	43.34	16.29	36.68	39.0	31.26	44.01	46.14	38.77	39.98	43.9	9.64	0.04	0.04	0.04	0.04	0.0	24.01
dart	32.58	0.1	0.16	0.22	29.03	40.89	35.98	20.73	24.63	21.91	16.85	35.85	33.3	31.06	37.34	38.86	28.54	32.88	41.23	0.02	0.02	0.05	0.05
aspc	33.1	0.02	0.16	0.42	2.65	4.01	1.48	4.38	4.56	3.78	4.28	4.52	1.36	3.41	4.21	1.89	2.18	2.79	1.84	0.0	0.09	0.07	0.79
ag_news	31.3	31.32	31.32	31.32	31.32	31.32	31.32	31.32	31.32	31.32	31.32	31.32	31.32	31.32	31.32	31.32	31.32	31.32	31.32	31.32	31.32	31.32	31.32
ag_news_challenge	3.8	0.0	0.16	0.09	6.51	13.28	1.3	19.32	14.15	3.16	4.94	5.13	5.32	5.32	5.32	5.32	5.32	5.32	5.32	5.32	5.32	5.32	5.32
ag_news_avg	46.6	40.44	49.23	49.86	46.65	50.56	58.0	50.72	52.77	53.19	51.42	53.74	59.26	48.27	47.13	49.95	38.09	40.7	41.04	40.83	43.46	46.75	

Dataset	BGE	Hotpotqa	LM-Cocktail ₂	LM-Cocktail ₁₀	Quora	LM-Cocktail ₂	LM-Cocktail ₁₀	MSMARCO	LM-Cocktail ₂	LM-Cocktail ₁₀
ArguAna	63.61	59.11	62.1	63.17	62.69	63.02	63.92	60.76	62.82	63.32
ClimateFEVER	29.51	28.45	30.04	30.4	26.61	28.8	29.09	27.82	29.34	29.28
DBPedia	40.56	40.15	41.56	42.11	38.68	39.86	40.17	40.38	41.48	41.59
FEVER	83.66	84.89	85.63	86.7	82.36	83.42	85.07	84.23	85.34	85.97
FiQA2018	39.11	38.72	39.68	41.28	36.6	38.74	40.91	38.88	39.73	41.51
HotpotQA	71.81	75.96	74.78	74.67	67.94	70.61	70.9	69.06	71.41	71.42
MSMARCO	41.15	38.98	40.64	40.66	40.1	40.96	40.96	42.23	42.01	41.88
NFCorpus	36.83	36.34	37.27	37.54	37.09	37.18	37.52	37.56	37.45	37.59
NQ	51.05	47.88	51.36	52.28	50.01	51.1	52.58	53.37	53.66	54.42
QuoraRetrieval	88.9	88.2	88.71	88.77	90.31	89.93	89.81	88.6	88.9	89.01
SCIDOCS	21.48	19.81	21.1	21.65	19.97	20.77	21.42	21.37	21.53	21.86
SciFact	73.81	75.08	74.57	75.53	74.72	74.78	75.13	73.58	74.2	74.38
Touche2020	19.54	19.04	19.53	20.12	19.53	18.95	19.8	22.08	21.31	21.13
TRECCOVID	67.18	61.13	66.15	66.36	61.5	63.31	67.3	71.33	70.08	71.53
CQADupstack	41.04	40.54	41.27	42.29	41.33	41.71	42.7	38.67	40.78	41.99
Avg	51.28	50.29	51.63	52.24	49.96	50.88	51.82	51.33	52.0	52.46

Table 12: The detailed results of base model, fine-tuned model, and resilient-tuned model via LM-Cocktail. We use the name of task to denote the model fine-tuned on this task (e.g., HotpotQA in the first row represent the model fine-tuned on HotpotQA dataset). LM-Cocktail₂ is produced by merging the base model and fine-tuned model, while LM-Cocktail₁₀ merges fine-tuned model, base model, and other models fine-tuned on 8 different tasks.