

Open Domain Multi-document Summarization: A Comprehensive Study of Model Brittleness under Retrieval

John Giorgi^{1,2,3*†} Luca Soldaini^{4†} Bo Wang^{1,3} Gary Bader^{1,2}
Kyle Lo^{4†} Lucy Lu Wang^{4,5†} Arman Cohan^{4,6†}

¹University of Toronto ²Terrence Donnelly Centre ³Vector Institute for AI

⁴Allen Institute for AI ⁵University of Washington ⁶Yale University

john.giorgi@utoronto.ca, {lucas, kylel}@allenai.org, lucylw@uw.edu, arman.cohan@yale.edu

Abstract

Multi-document summarization (MDS) assumes a set of topic-related documents are provided as input. In practice, this document set is not always available; it would need to be retrieved given an information need, i.e. a question or topic statement, a setting we dub “open-domain” MDS. We study this more challenging setting by formalizing the task and bootstrapping it using existing datasets, retrievers and summarizers. Via extensive automatic and human evaluation, we determine: (1) state-of-the-art summarizers suffer large reductions in performance when applied to open-domain MDS, (2) additional training in the open-domain setting can reduce this sensitivity to imperfect retrieval, and (3) summarizers are insensitive to the retrieval of duplicate documents and the order of retrieved documents, but highly sensitive to other errors, like the retrieval of irrelevant documents. Based on our results, we provide practical guidelines to enable future work on open-domain MDS, e.g. how to choose the number of retrieved documents to summarize. Our results suggest that new retrieval and summarization methods and annotated resources for training and evaluation are necessary for further progress in the open-domain setting.¹

1 Introduction

Summarization is an NLP task that aims to generate accurate and coherent summaries for some given text automatically. *Multi-document* summarization (MDS) extends this task to provide multiple topic-related documents as input, with the goal of summarizing salient information while avoiding redundancy. MDS is a popular research objective with many proposed approaches (Yasunaga et al., 2017; Liao et al., 2018; Liu and Lapata, 2019; Li et al., 2020; Jin et al., 2020; Mao et al., 2020; Zhang et al., 2020a; Pasunuru et al., 2021b; Xiao et al., 2022)

*Work performed during internship at AI2

†Core contributors. See [author contributions](#)

¹<https://github.com/allenai/open-mds>

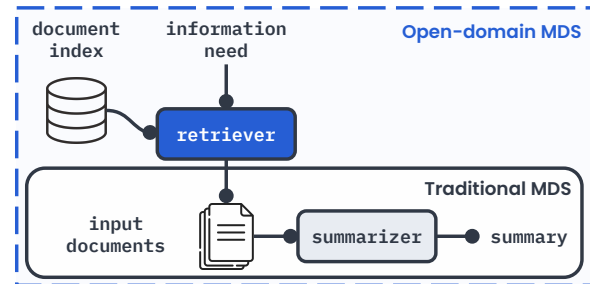


Figure 1: “Traditional” MDS assumes a topic-related set of documents is given at train and test time. Here, we investigate the more challenging “open-domain” setting, where the document set must be retrieved given a query.

and important applications, e.g. the summarization of news articles (Fabbri et al., 2019; Gholipour Ghandari et al., 2020), scientific literature (Lu et al., 2020; Wallace et al., 2021; DeYoung et al., 2021), and legal documents (Shen et al., 2022).

Existing MDS task definitions, including query-focused MDS (see §3 for detailed comparison), assume a ground-truth, topic-related document set is provided at train and test time. This document set is often an artifact of the dataset curation process; in many practical settings, it is not available a priori and would need to be defined by an *information need*, expressed as a query.² Documents relevant to the query would need to be retrieved from a large collection of (mostly irrelevant) documents and summarized (Figure 1); a setting we refer to as *open-domain* MDS.³ Because even state-of-the-art information retrieval (IR) methods are imperfect, errors, like the retrieval of irrelevant documents, will occur. It is an open question how existing summarizers behave under this more challenging but realistic setting. Our major contributions are:

- We formalize the task definition of open-domain MDS (§2), and bootstrap its study using existing

²E.g. a question: “Does vitamin D improve physical capabilities of elderly patients?” or topic statement: “Report on vulnerabilities of US power grid & efforts to improve it.”

³Inspired by the QA literature, where “open-domain” also denotes the setting where only a query is provided as input

datasets, retrievers and summarizers (§4);

- We evaluate summarizers in the open-domain setting and find, through automated and human evaluations, that performance degrades significantly (§5). Promisingly, we show that additional training in the open-domain setting can reduce this sensitivity to imperfect retrieval (§6);
- Finally, we subject summarizers to an extensive suite of carefully designed input perturbations to determine which retrieval errors are driving the degradation in summarization performance (§7)

Based on our results, we provide detailed, practical guidelines for future work in open-domain MDS. We release all code, model & data artifacts, and experimental results created during our investigation.

2 Task Definition: Open-domain MDS

In traditional MDS, a model is given a set of topic-related documents $D = \{d_1, \dots, d_k\}$ and must generate a summary S that accurately and coherently summarizes the information in D . Such models are typically trained in a supervised fashion to minimize the difference between S and a (usually human-written) reference summary R . The goals (and evaluation) remain the same in open-domain MDS, but instead of D , the inputs are a query q and a large *index* of documents $\mathcal{D}_{\text{index}}$, where $|\mathcal{D}_{\text{index}}| \gg |D|$. The specifics of q , $\mathcal{D}_{\text{index}}$, and S will depend on the application or use-case. For example, in automatic literature review (Wallace et al., 2021; DeYoung et al., 2021), q would be a research question or statement, e.g. “*Is massage therapy effective for people with musculoskeletal disorders?*”, $\mathcal{D}_{\text{index}}$ would be a large corpus of scientific literature (e.g. PubMed), and S would be a literature review-style discussion, e.g. “*Massage therapy, as a stand-alone treatment, reduces pain and improves function compared to no treatment...*”

There are multiple ways to approach open-domain MDS. We could think of q as a *prompt* to a large language model (LLM) capable of in-context learning (ICL, Brown et al. 2020); in which case we can view $\mathcal{D}_{\text{index}}$ as the LLMs training data and retrieval as happening implicitly during inference. However, because all information is stored in the model’s weights, this approach requires extremely large models, cannot produce summaries for events outside the training data, and does not provide provenance for the generated summaries.

Another approach is to introduce an explicit retrieval step over an external knowledge source,

which we will refer to as “retrieve-then-summarize.” It works as follows: a *retriever* ranks all documents in $\mathcal{D}_{\text{index}}$ from most-to-least relevant given q . The top- k documents are input to a summarizer; k is a parameter that may be tuned for a particular use case. This approach has some desirable properties: (1) $\mathcal{D}_{\text{index}}$ can be updated with new documents without re-training the retriever or summarizer, and (2) it provides provenance for model-generated summaries: the top- k documents. In the remainder of the paper, we focus our investigation on the retrieve-then-summarize approach.

3 Related Work

Query-focused MDS In query-focused MDS (QMDS, Wang et al., 2013; Feigenblat et al., 2017; Xu and Lapata, 2020; Pasunuru et al., 2021a), a query is provided alongside a set of topic-related input documents and used to guide summarization. For example, *extractive* QMDS methods use query relevance to select the sentences that form the summary. No retrieval from a document index is performed. Here, we propose and investigate the more challenging scenario where, given only a query, the input documents must be retrieved from a large index containing mostly irrelevant documents.

Previous attempts at open-domain MDS Liu et al. (2018) proposed the WikiSum dataset. Given the title of a Wikipedia article and a collection of non-Wikipedia reference documents, the goal is to generate the first section of the article. The proposed extractive-abstractive approach resembles open-domain MDS. However, the document index is small (10s to 100s of documents) and composed of relevant documents (references of the article plus ten pages of search results using the title as query). We study the more challenging and more general setting where the index is large ($\gg 10,000$ documents, see Table 6) and contains many more irrelevant documents than relevant documents.

In Zhang et al. (2021), a method similar to retrieve-then-summarize is proposed, using a pre-trained dense passage retriever (Karpukhin et al., 2020) and T5 (Raffel et al., 2020) as summarizer.⁴ The model is trained & evaluated on a dataset constructed from existing QMDS datasets. This dataset is small (~ 90 training examples) and does not appear to be publicly available. Here, we conduct a large-scale analysis on multiple datasets from different domains (each consisting of thousands of ex-

⁴At the time of writing, this work is unpublished

amples) and evaluate several of the top-performing multi-document summarizers currently available (§4). We also extensively simulate document retrieval errors to probe their relative impact on summarization (§7). Together, this allows us to draw broader conclusions about open-domain MDS and provide detailed practical advice for future work.

Open-domain QA Our open-domain MDS proposal mirrors a similar trend in question answering (QA). While earlier research focused on answering questions provided a text passage (Rajpurkar et al., 2016, 2018), the now predominant approach, open-domain QA (ODQA), is to answer questions *without* this passage, usually by referencing an external knowledge source (e.g. Wikipedia). Even broader are knowledge-intensive (KI) language tasks (Petroni et al., 2021), which include ODQA but also, for example, fact-checking. KI tasks are commonly approached with a retrieve-then-*generate* framework (Guu et al., 2020; Lewis et al., 2020b; Borgeaud et al., 2022). Retrieve-then-*summarize* is similar, except that the outputs are, on average, much longer and tend to be less extractive than the outputs of KI language tasks like ODQA.

4 Bootstrapping Open-domain MDS

Since no large-scale annotated datasets⁵ or trained models exist for open-domain MDS, we bootstrap this task using existing datasets (§4.1) and models (§4.2, §4.3). We describe operationalization considerations in §4.4 and evaluation in §4.5.

4.1 Datasets

We investigate a representative selection of 5 MDS datasets comprised of news articles, medical studies, and scientific literature, deliberately choosing datasets for which high-performing summarizers exist (see Appendix A for more details). The inputs of these datasets generally consist only of the documents to summarize. However, Multi-XScience and MS² each provide additional text as input: the target article’s abstract and the target review’s background section. In our experiments, we always provide this additional text and do not retrieve it.

4.2 Retrieval Models

Broadly speaking, retrievers are divided into two categories, *sparse* & *dense*. Sparse retrievers determine relevance of a document to a query using

⁵Existing query-focused MDS datasets (e.g. DUC 2005, 2006 & 2007) are extremely small (10s of examples) and are therefore not suitable for the large-scale analysis we conducted

weighted counts of overlapping terms. Dense retrievers embed documents & queries into a shared vector space and use proximity to determine relevance. Retrievers from these families exhibit different characteristics and limitations (MacAvaney et al., 2022); therefore, we investigate a representative retriever from each: BM25 (sparse, Robertson et al., 1994) and Contriever (dense, Izacard et al., 2022). Both achieve strong zero-shot performance,⁶ making them particularly suitable for our purposes. See Appendix B for details.

4.3 Multi-document Summarization Models

All MDS models we experiment with are transformer-based encoder-decoders (Vaswani et al., 2017) trained for abstractive summarization, representing the state-of-the-art approach. The input contains one or more documents concatenated with special tokens (e.g. <doc-sep>). As is typical, we truncate each document based on the maximum input length of the model divided by the total number of documents. See Appendix C for details.

4.4 Operationalize Retrieve-then-Summarize

To extend these datasets and models to the open-domain setting and operationalize the retrieve-then-summarize approach, we address the following:

How to choose a query? In open-domain MDS, a query is anything that defines the documents to summarize, e.g. a question or topic statement. Ideally, a human-written query would be available for each example in our dataset; however, existing MDS datasets do not provide these queries. Therefore, we use R ,⁷ the human-written reference summaries, as *pseudo*-queries, as they naturally describe the input documents of each example.⁸

How to assemble the document index? For our purposes, we take the set of all documents in the train, validation, and test splits of each dataset to form $\mathcal{D}_{\text{index}}$. This guarantees that the ground-truth documents for each example are present in the index while providing plenty of negative examples.

How many documents to summarize? The number of retrieved documents to summarize, k ,

⁶See the BEIR (Thakur et al., 2021) zero-shot benchmark

⁷Except for MS², where we found the provided “background” section to perform better as a query; see Appendix A

⁸We also experimented with query generation using LLMs (e.g. GPT-3), but found that they significantly underperformed the reference summary as query, e.g. by at least 8 points P/R@K on a sample of the Multi-News validation set

Table 1: Results of the open-domain MDS experiments. We observe the following: (1) retrieval performance ranges from high (Multi-News, WCEP-10, **dark blue**) to low (Multi-XScience, MS², Cochrane), (2) when summarizers trained on these datasets are provided retrieved documents, they suffer from significant drops in performance (**dark red**); more severe performance drops were observed in cases where baseline summarization performance was relatively high (**dark green**). Experiments here used a sparse retriever (BM25) and *max* top-*k* strategy (see Table 9 for complete results with all top-*k* strategies). Similar results were observed using a dense retriever (Contriever, see Table 10). Statistically significant results are underlined (paired t-test, $p = 0.01$).

Dataset	Model	Retrieval		Summarization			
		P@K	R@K	ROUGE-Avg F1	Δ ROUGE-Avg F1	BERTScore F1	Δ BERTScore F1
Multi-News	PRIMERA	0.22	0.82	31.66	<u>-7.39</u>	31.78	<u>-10.33</u>
	PEGASUS	-	-	31.23	<u>-8.49</u>	29.88	<u>-10.87</u>
	LSG-BART-base	-	-	30.05	<u>-6.44</u>	26.57	<u>-8.17</u>
	GPT-3.5-turbo	-	-	23.86	<u>-2.46</u>	21.68	<u>-3.92</u>
WCEP-10	PRIMERA	0.63	0.67	35.50	<u>-1.02</u>	48.26	-0.76
	LSG-BART-base	-	-	35.76	<u>-1.15</u>	48.17	-0.85
	GPT-3.5-turbo	-	-	26.36	-0.22	32.72	-0.25
Multi-XScience	PRIMERA	0.06	0.40	18.31	<u>-0.57</u>	10.57	<u>-1.82</u>
MS ²	LED-base	0.16	0.22	19.66	-0.14	22.74	-0.47
Cochrane	LED-base	0.17	0.57	17.39	-0.28	23.12	<u>-2.11</u>

is a parameter that can be tuned for different use cases. To determine its impact on summarization performance, we investigate three strategies:

- **Max:** Choose k as the *maximum* number of input documents for any example in a given dataset. Tends to select for *recall* at the cost of *precision*.
- **Mean:** Choose k as the *mean* number of input documents for all examples in a given dataset. Tends to select for *precision* at the cost of *recall*.
- **Oracle:** Choose k as the number of *ground-truth* input documents for each example. This mimics the scenario where all documents with a relevance score (assigned by the retriever) above a certain optimal threshold are retained.

We note that this is a highly idealized setting. Using R as query leaks information about the reference summary into the retrieval step, likely inflating retrieval and summarization performance. In practice, $\mathcal{D}_{\text{index}}$ will be much larger (e.g. PubMed-, Wikipedia-, or even Web-scale), making retrieval more difficult. Our intention is to determine a *lower-bound* for the expected performance degradation of state-of-the-art summarizers in the open-domain setting; as we will show in §5, even this idealized setting often leads to large reductions in performance. In §7, we extensively *simulate* document retrieval errors to determine how summarizers behave in both low- and high-performing retrieval settings across a variety of retrieval error types.

4.5 Evaluation

We follow previous work by evaluating summarization with ROUGE-1/2/L scores (Lin, 2004). To provide a single metric for comparison, we report

ROUGE-Avg F1, the average F1-score of ROUGE-1/2/L. We also report BERTScore (Zhang et al., 2020b), which has been shown to better correlate with human judgment (Yuan et al., 2021; Fischer et al., 2022). For document retrieval, we report the precision and recall at k (P@K and R@K); which are suitable metrics when the input documents do not have an inherent order, as is usually the case in MDS. We evaluate on the test splits of each dataset, except for MS² and Cochrane, where we evaluate on the validation set because the test split is blind.

5 Evaluating Open-domain MDS

Here we present the results of our open-domain MDS experiments. In general, we find existing summarizers suffer large reductions in performance when applied to open-domain MDS, even when retrieval performance is high (Table 1).⁹ Below, we provide key observations on how the individual components (retriever and summarizer) behave within a retrieve-then-summarize framework.

Strong summarizers more sensitive to imperfect retrieval than weak ones

We observe a relationship between a summarizer’s (baseline) performance on a dataset and its sensitivity to imperfect document retrieval (Table 1). The largest reductions in summarization performance were observed for the most performant summarizers, despite retrieval performance being the highest in these cases. However, this relationship is confounded by differences between datasets. To control for this, we conduct experiments comparing fine-tuned PRIMERA

⁹Results for sparse and dense retrievers were comparable and exhibited similar trends. We elect to show results for the sparse retriever; see Appendix E for dense retriever results

Table 2: Results of the open-domain MDS experiments with zero-shot summarizers. Controls for differences in datasets and models, isolating the relationship between summarization performance in the traditional and open-domain settings. Top- k strategy *mean* is used. Statistically significant results are underlined (paired t-test, $p = 0.01$).

Dataset	Model	Retrieval			Summarization			
		Retriever	P@K	R@K	ROUGE-Avg F1	Δ ROUGE-Avg F1	BERTScore F1	Δ BERTScore F1
Multi-News	PRIMERA	sparse (BM25)	0.64	0.74	<u>31.66</u>	-2.82	31.78	-4.08
		dense (Contriever)	0.59	0.70	-	-3.31	-	-4.60
	\hookrightarrow <i>zero-shot</i>	sparse	-	-	23.58	-0.09	18.66	-0.39
		dense	-	-	-	-0.27	-	-0.44
WCEP-10	PRIMERA	sparse	0.66	0.64	<u>35.50</u>	-0.90	<u>48.26</u>	-0.68
		dense	0.66	0.63	-	-0.14	-	+0.68
	\hookrightarrow <i>zero-shot</i>	sparse	-	-	21.43	+0.35	25.48	+0.72
		dense	-	-	-	+1.00	-	+2.19
Multi-XScience	PRIMERA	sparse	0.16	0.27	<u>18.31</u>	-0.25	10.57	-1.27
		dense	0.16	0.24	-	-0.81	-	-0.96
	\hookrightarrow <i>zero-shot</i>	sparse	-	-	15.18	+0.69	6.02	-0.47
		dense	-	-	-	+0.46	-	+0.00

Table 3: Comparing ROUGE-Avg F1 scores of model-generated summaries to heuristic baselines. In some cases, heuristics perform surprisingly close to trained summarizers. All Lead is the concatenation of the first sentence from each input document. Oracle document is the document with the highest token overlap with the reference summary; oracle lead is the first sentence from this document. Background/Abstract is the additional input from MS² and Multi-XScience. The best baseline for each dataset is **bolded**.

Dataset	Best Summarizer	Baselines				
		Δ Random Summary	Δ All Lead	Δ Oracle Document	Δ Oracle Lead	Δ Background/Abstract
Multi-News	31.7	-18.3	-15.3	-4.1	-21.8	-
WCEP-10	35.8	-27.8	-24.4	-15.3	-9.9	-
Multi-XScience	18.3	-6.2	-5.0	-0.8	-9.3	-2.3
MS ²	19.7	-10.4	-11.0	-7.6	-4.0	-0.2
Cochrane	17.4	-5.0	-4.2	-3.9	-3.5	-

to PRIMERA evaluated *zero-shot* (Table 2).¹⁰ This allows us to hold the dataset, model architecture, and retriever constant, isolating the relationship between summarization performance in the traditional and open-domain settings. Here, the trend is clear: “strong” summarizers are more sensitive to imperfect retrieval than “weak” summarizers.¹¹

One explanation is that weak summarizers have less to lose from imperfect retrieval, perhaps because they are not performing adequately even when trained and evaluated on ground-truth inputs. They may, to a greater degree than strong summarizers: hallucinate, exploit heuristics, or use only a fraction of the input documents (Kryscinski et al., 2019; Wolhandler et al., 2022). To probe this, we construct several baselines that mimic these behaviours. We find that, for example, copying the background section of MS² performs comparably to a trained model, suggesting that the observed insensitivity to retrieval errors could be due to summarizers exploiting this heuristic (Table 3, see Appendix E.1 for details). We observe a similar result

for Multi-XScience by copying the document with the highest token overlap to the reference summary. Future work should carefully establish that summarizers are performing adequately before attempting the more difficult open-domain setting.

Better retrieval performance \neq better summarization performance Performance of the sparse and dense retrievers was generally comparable (Table 7), with the sparse retriever performing better on some datasets (Multi-News, WCEP-10, Multi-XScience, see Table 9) and the dense retriever performing better on others (MS², Cochrane, see Table 10). Interestingly, however, better retrieval performance did not always correspond with smaller reductions in summarization performance. E.g. on WCEP-10, the sparse retriever performed slightly better, but the reduction in summarization performance was considerably larger. On MS² and Cochrane, the better-performing dense retriever led to a larger reduction in summarization performance. This suggests that the two types of retrievers are making characteristically different errors¹² that P/R@K do not completely capture. Future work should consider summarization performance

¹⁰The only model we evaluate with zero-shot capabilities

¹¹We use “strong” and “weak” as shorthand to refer to cases where summarization performance is high (e.g. PRIMERA on Multi-News) and low (e.g. LED on Cochrane)

¹²Previously noted by MacAvaney et al. (2022)

Table 4: Human evaluation on Multi-News. A binomial test on three human annotators for $n = 50$ random test examples was conducted for each facet (excluding ties). All results statistically significant ($p < 0.01$). Inter-annotator agreement reported as Fleiss’ Kappa (κ).

Facet	baseline preferred	open-domain preferred	p	κ
Coverage	60	23	<u>5.97e-05</u>	0.32
Informativeness	69	27	<u>2.15e-05</u>	0.47

itself, *alongside* IR metrics like P/R@K, when tuning retrieval pipelines for open-domain MDS.

The number of documents to retrieve matters

We observe clear differences in the strategy for choosing k , the number of retrieved documents to summarize. Unsurprisingly, the oracle strategy almost always leads to the smallest reduction in summarization performance. This strategy closely mimics the setting of retaining all documents with a relevance score (assigned by the retriever) over a certain threshold but assumes a strong retriever and a well-calibrated threshold, both of which may be difficult to achieve in practice. Our results suggest that setting k as the *mean* number of relevant documents (if an accurate estimate can be made) is a second-best strategy. We note that, relative to $\max k$, $\text{mean } k$ tends to select for precision over recall (see P@K vs. R@K scores in Table 1 & Table 10); future work should consider tuning k for precision.

Human evaluation confirms degradation of summarization performance Automatic evaluation metrics like ROUGE are imperfect and may not correlate with aspects of human judgment.¹³ Therefore, we conducted a human evaluation to validate our results. In short, human annotators have a statistically significant preference for summaries produced by the “baseline” model (no retrieval) along two facets, *coverage* and *informativeness* (Table 4), corroborating the degradation of summarization performance in the open-domain setting as quantified by the automatic metrics. See Appendix H for full details, including a manual analysis of example summaries produced in the open-domain setting.

In-Context Learning with LLMs In-context learning (ICL) with large language models (LLMs) has emerged as a viable approach to zero-shot summarization (Goyal et al., 2022). We conducted preliminary experiments using this approach to determine how its behaviour in the open-domain set-

¹³See §8 for an extended discussion

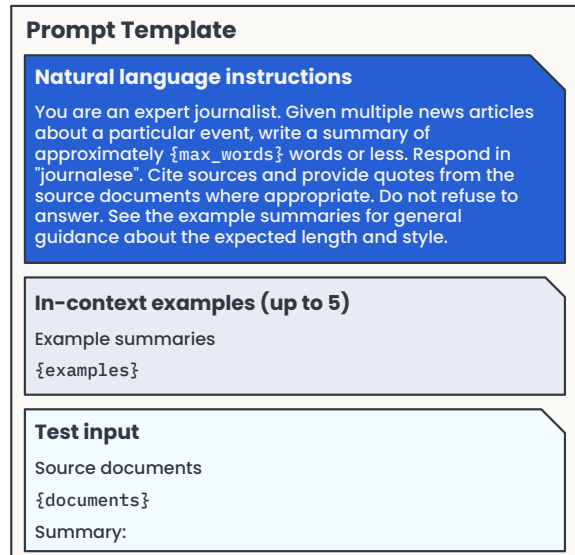


Figure 2: Prompt template for our in-context learning (ICL) based approach. Each prompt includes natural language instructions, example reference summaries as in-context examples, and unseen source documents as input. \max_words is set per dataset, 384 for Multi-News and 32 for WCEP-10. $examples$ (2 for Multi-News and 5 for WCEP-10) are randomly selected from the train set, and the same examples are used for every input.

ting compares to the fine-tuned models that were the focus of our evaluation. We chose GPT-3.5-turbo as the LLM and designed a suitable prompt (tuned based on validation set performance) which contains some natural language instructions and a few example summaries (Figure 2). We omit experiments on the MS² and Cochrane datasets, whose source documents, even when truncated to the first 25, exceed GPT-3.5’s maximum input token length of 4096 (see Table 6). We also omit experiments on Multi-XScience, as a snapshot of arXiv is presumably included in the model’s training set; therefore we cannot control for possible train-test contamination as the reference summaries are the related work sections of arXiv papers. To fit within the maximum token limit of the model, we use only example summaries as the in-context examples (omitting the source documents) and randomly choose 2 example summaries from the train-set for Multi-News and 5 for WCEP-10. To make results as reproducible as possible, we set the temperature=0 and used the 03/01/2023 GPT-3.5-turbo snapshot. All other hyperparameters of the OpenAI API are left at their defaults.¹⁴ Lastly, due to associated costs in using the model, we restrict our experi-

¹⁴<https://platform.openai.com/docs/api-reference/completions>

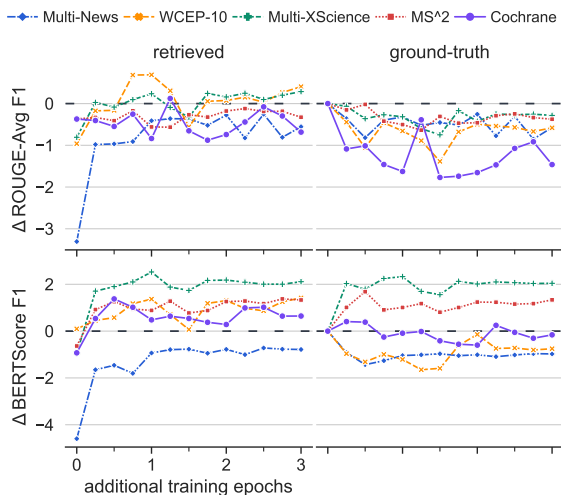


Figure 3: Fine-tuning summarizers in the open-domain. Additional training on *retrieved* documents can reduce sensitivity to imperfect retrieval; often at the cost of performance on *ground-truth* documents. Dashed grey line represents no change in performance.

ments to the sparse retriever. Results are presented in Table 1. The ICL-based approach significantly underperforms the fine-tuned models (by at least ~ 8 points) but outperforms PRIMERA *zero-shot*. The general trends (and relative magnitude) of the degradation in performance in the open domain are comparable. We note that previous work has found that human annotators often prefer GPT-generated summaries over those generated by smaller, fine-tuned models, even when automatic metrics like ROUGE disagree. However, this observation is restricted to the single-document setting (Goyal et al., 2022). Future work is needed to determine if LLMs exhibit different behaviour under the open-domain MDS setting than their smaller, fine-tuned pre-trained-language model (PLM) counterparts.

6 Training in the Open-domain Setting

A natural question is whether a summarizer’s robustness to document retrieval errors at *test* time can be improved by exposing the model to similar errors at *train* time. To explore this, we retrieve the documents for all examples in the train set of each dataset and fine-tune summarizers on these examples. We then evaluate them on both the retrieved document set and the original (ground-truth) document set (Figure 3, see Appendix F for details). We find clear cases where summarization performance in the open-domain benefits from the additional training (e.g. Multi-News, Multi-XScience), but that this benefit can come at the cost of performance on the ground-truth documents (e.g. Multi-News,

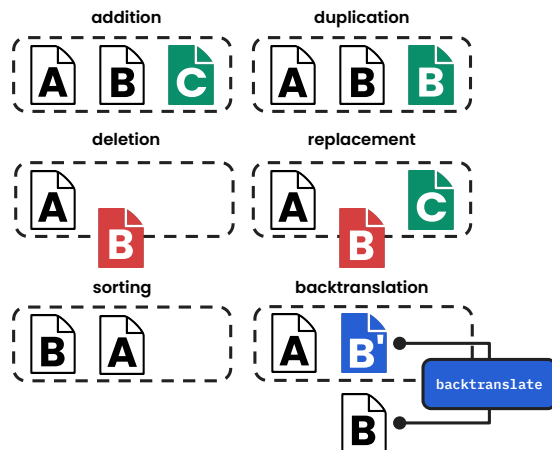


Figure 4: Graphical depiction of perturbations. Dashed line indicates input documents. Uncoloured documents are ground-truth, **green** have been added, **red** removed and **blue** modified. Unique documents are lettered.

WCEP-10 and Cochrane), and is sometimes unstable (e.g. WCEP, Cochrane). We note again that our retrieval setting is highly idealized (§4.4); nonetheless, our results suggest that existing summarizers could be adapted to the open-domain setting if query-annotated training examples and appropriate document indices are constructed.

7 Simulating Document Retrieval Errors

In this section, we investigate what is driving the reduction in summarization performance in the open-domain setting (§5). We begin by carefully categorizing the various retrieval errors that can occur. E.g., we could erroneously retrieve documents *irrelevant* to the query. For each error type, we design a corresponding “perturbation” that can be applied to the inputs of existing MDS datasets before they are fed to a summarizer. The perturbations are described below and depicted graphically in Figure 4:

- **Addition:** *Add one or more irrelevant documents.* This could occur if we retrieve all relevant documents but also retrieve irrelevant ones.
- **Deletion:** *Remove one or more documents.* This could occur if we retrieve only a fraction of all relevant documents.
- **Replacement:** *Replace one or more relevant documents with irrelevant ones.* This could occur if we retrieve the correct number of documents but substitute relevant ones for irrelevant ones.
- **Duplication:** *Duplicate one or more documents.* This could occur if duplicate (or, more likely, near-duplicate) documents exist in the index.¹⁵

¹⁵Deduplication is non-trivial (Lee et al., 2022) and near-

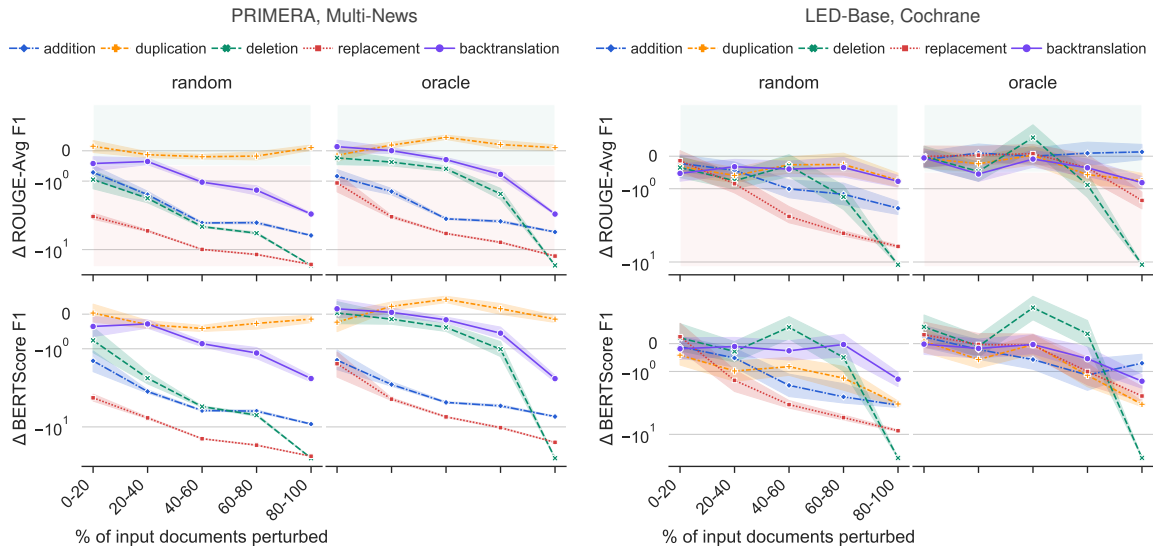


Figure 5: Results of the perturbation experiments on Multi-News (left) and Cochrane (right). Mean change in summarization performance plotted against the percent of perturbed input documents. Values above -0.49 ROUGE are shaded in green, and values below in red, the average difference in summarization performance reported in *CL conferences. Y-axis is displayed in symlog scale. 68% confidence intervals (CI) are plotted as error bands.

- **Sorting:** *Modify order of documents.* Input documents for MDS are typically unordered. However, many methods concatenate documents before providing them as input, and it is unknown if models are sensitive to this order. Different orderings could occur, e.g., if documents are sorted by order of relevance before concatenating.

Token-level perturbation It is well known that NLP models are sensitive to minor *token*-level changes in their inputs (Prabhakaran et al., 2019; Niu et al., 2020; Ribeiro et al., 2020; Moradi and Samwald, 2021). To compare and contrast the *document*-level sensitivity we investigate with this known sensitivity, we include a token-level perturbation, **backtranslation**, as control. Here, we translate one or more input documents to another high-resource language and back again. This causes small changes, e.g. paraphrasing and synonym substitution, allowing us to create semantics-preserving, token-level changes to a document.¹⁶

7.1 Selecting Documents to Perturb

Each perturbation requires selecting one or more documents to perturb, e.g., in addition and deletion, we need to choose which documents to add and which to remove. We investigate two strategies:

- **Random:** Select documents to perturb randomly, mimicking a (very) *weak* retriever.

duplicates are not uncommon in large document collections like C4 (Dodge et al., 2021) or S2ORC (Lo et al., 2020)

¹⁶See Appendix G.1 for details

- **Oracle:** Select documents in a way that mimics a *strong* retriever. E.g. in deletion, we remove ground-truth documents in order of *least-to-most* similar to the reference summary R ,¹⁷ in addition, we add irrelevant documents in order of *most-to-least* similar.¹⁸

For perturbations that require selecting irrelevant documents (addition & replacement), we select from the set of all documents in the train, validation, and test splits (excluding documents from the example we are perturbing). We evaluate summarizers under increasing amounts of perturbation: from 0% of documents perturbed up to 100%.

7.2 Results of Simulation Experiments

In Figure 5, we display the results of our experiments simulating document retrieval errors for two model-dataset pairs.¹⁹ To better contextualize results, we shade differences in ROUGE ≥ 0.5 (average difference in summarization performance reported in *CL conferences, Deutsch et al., 2022) in red and the rest in green. This serves as a rough yardstick to help identify large drops in performance. We symlog (Webber, 2012) the y-axis to make small changes in performance more apparent. In general, results are congruent with our open-domain MDS experiments (§5): (1) large reduc-

¹⁷Similar to §5, this leverages R as a pseudo-query

¹⁸Determined using Sentence Transformers (Reimers and Gurevych, 2019); specifically all-MiniLM-L6-v2

¹⁹These are exemplary of main trends observed across all model-dataset pairs; see Appendix G for complete results

tions in summarization performance are observed even in cases of few simulated errors (< 20%) and (2) strong summarizers (Figure 5, left) are more sensitive to retrieval errors than weak summarizers (Figure 5, right). Below, we discuss major trends.

Summarizers insensitive to duplicates and small token-level changes

A consistent trend across models & datasets was an insensitivity to duplicate documents, even in the extreme case of >80% duplication, suggesting that deduplication efforts on the document index are unlikely to translate to improvements in summarization performance. However, this assumes duplicate documents are included without replacing relevant documents, which is possible if k is based on a relevance threshold cutoff. Another trend is that models are not overly sensitive to minor *token*-level changes (exemplified by backtranslation) relative to other perturbations, further motivating our focus on *document*-level errors.

Erroneous additions vs. erroneous deletions In the *random* setting, small amounts of deletion led to large drops in summarization performance. Conversely, deletion has surprisingly little impact in the *oracle* setting until most documents (>60%) are removed. These results have two non-mutually exclusive explanations: (1) summarizers only consider a select few input documents, (2) reference summaries have low coverage of the input documents, both corroborated by recent work (Wolhandler et al., 2022). Based on the addition perturbation results in the oracle setting, summarizers appear to be more sensitive to erroneous *additions* than *deletions*, which, alongside our top- k strategy results in §5, suggests that retrieval pipelines should be tuned for *precision* in open-domain MDS.

Summarizers are insensitive to document order

As far as we know, prior work has yet to investigate whether multi-document summarizers are sensitive to input document order. Although the documents are generally considered unordered, they are usually concatenated before providing them as input. To determine if summarizers are sensitive to this order, we sorted the input documents of each dataset *before* concatenation and re-evaluated the summarizers. We investigate two sorting strategies:

- **Random:** Shuffle documents randomly.
- **Oracle:** Sort documents by similarity to the reference summary, R . This is motivated from two perspectives: (1) prior work has found that trans-

formers are biased toward earlier tokens in their input (Hofstätter et al., 2021), so we might expect improved performance by placing the most similar content to R first, (2) a strong retriever would assign a higher rank to the most relevant documents, and we might choose to input documents to our summarizer in this order.

We find no significant difference (paired t-test, $p = 0.01$) in summarization performance for any model-dataset pair, *except* for WCEP-10 (see Appendix G.2). Here we find that both models we evaluate (PRIMERA & LSG-BART) are negatively affected by random sorting. One possible explanation is that, due to how WCEP-10 was constructed, the documents are (partially) sorted in order of relevance (see Appendix A). Models trained on this dataset may have learned to exploit this, e.g., by assigning more weight to earlier documents in the input. After randomly shuffling input documents, this learned heuristic would no longer hold, and summarization performance might drop accordingly.

8 Conclusion

We present a new, open-domain task definition for MDS. This reformulation is more challenging and potentially more useful, enabling users to specify their intent with only a query. Via extensive automatic and manual evaluation, we find that: (1) summarization performance significantly degrades in the open-domain setting, even when retrieval performance is high, (2) additional training can reduce this sensitivity to imperfect retrieval, and (3) summarizers are insensitive to the retrieval of duplicate documents and the order of retrieved documents but highly sensitive to other errors, like the retrieval of irrelevant documents. Based on our results, we provide practical guidelines, e.g. that retrieval pipelines for open-domain MDS should be tuned for *precision*. Curating high-quality MDS datasets annotated with queries will be necessary to enable further progress in the open-domain setting.

Limitations

Automated evaluation metrics may not correlate with human judgment

Though established metrics such as ROUGE and BERTScore are imperfect (Deutsch et al., 2022), they are frequently used in the summarization literature, do correlate with aspects of summary quality, and are useful for comparing system-level performance, especially in scenarios such as ours where performance differ-

ences can be several points below the baseline. To validate our findings, we also conduct a human evaluation to better understand qualitative differences in summaries generated in the open-domain setting (see [Appendix H](#)). The investigation of better automated metrics for natural language generation is an active field of research, and we hope to integrate novel and performant metrics in future work.

Results conflate dataset features and model performance Our evaluation conflates several issues beyond the relative performance of retrievers and summarizers. Dataset quality, the “multi-document-ness” of each dataset, and the shortcomings of automatic metrics all contribute to noise in our results. For example, a dataset whose reference summaries have low coverage of the input documents (as characterized by [Wolhandler et al., 2022](#)) would not be expected to respond to retrieval errors in the same way as a dataset where this coverage is high. By experimenting with multiple datasets, retrievers, and summarizers, as well as in the synthetic perturbation setting (§7), we expect our results to be more resilient to these confounders.

Specialized retrievers may lead to better performance We experiment with standard sparse and dense retrievers in the zero-shot setting. More effort tuning retrieval pipelines, e.g. by introducing re-rankers ([Pradeep et al., 2021](#)) or by fine-tuning retrievers directly on MDS datasets, may improve retrieval performance and lead to smaller summarization performance reductions. Additionally, better summarization performance might be achieved by retrieving content at the *span*-level, (as opposed to full documents). We leave the development of retrieval pipelines purpose-built and tuned for open-domain MDS to future work.

Acknowledgements

This research was enabled in part by support provided by the Digital Research Alliance of Canada (alliancecan.ca) and Compute Ontario (www.computeontario.ca).

Author Contributions

John Giorgi made most of the technical contributions, including dataset collection and processing, model implementation, and running experiments. John also contributed to project scoping and ideation, wrote the paper with feedback from everyone, and led the project in general. Luca,

Kyle, Lucy, and Arman were project mentors, contributing equally to project scoping and experimental design and providing the core ideas and direction throughout the course of the project and paper writing. Additionally, Luca made technical contributions to model implementation. Bo and Gary provided high-level feedback and advice in later stages of the project.

References

- Iz Beltagy, Matthew E. Peters, and Arman Cohan. 2020. [Longformer: The long-document transformer](#). *ArXiv preprint*, abs/2004.05150.
- Sebastian Borgeaud, Arthur Mensch, Jordan Hoffmann, Trevor Cai, Eliza Rutherford, Katie Millican, George van den Driessche, Jean-Baptiste Lespiau, Bogdan Damoc, Aidan Clark, Diego de Las Casas, Aurelia Guy, Jacob Menick, Roman Ring, Tom Hennigan, Saffron Huang, Loren Maggiore, Chris Jones, Albin Cassirer, Andy Brock, Michela Paganini, Geoffrey Irving, Oriol Vinyals, Simon Osindero, Karen Simonyan, Jack W. Rae, Erich Elsen, and Laurent Sifre. 2022. [Improving language models by retrieving from trillions of tokens](#). In *International Conference on Machine Learning, ICML 2022, 17-23 July 2022, Baltimore, Maryland, USA*, volume 162 of *Proceedings of Machine Learning Research*, pages 2206–2240. PMLR.
- Tom B. Brown, Benjamin Mann, Nick Ryder, Melanie Subbiah, Jared Kaplan, Prafulla Dhariwal, Arvind Neelakantan, Pranav Shyam, Girish Sastry, Amanda Askell, Sandhini Agarwal, Ariel Herbert-Voss, Gretchen Krueger, Tom Henighan, Rewon Child, Aditya Ramesh, Daniel M. Ziegler, Jeffrey Wu, Clemens Winter, Christopher Hesse, Mark Chen, Eric Sigler, Mateusz Litwin, Scott Gray, Benjamin Chess, Jack Clark, Christopher Berner, Sam McCandlish, Alec Radford, Ilya Sutskever, and Dario Amodei. 2020. [Language models are few-shot learners](#). In *Advances in Neural Information Processing Systems 33: Annual Conference on Neural Information Processing Systems 2020, NeurIPS 2020, December 6-12, 2020, virtual*.
- Daniel Fernando Campos, Tri Nguyen, Mir Rosenberg, Xia Song, Jianfeng Gao, Saurabh Tiwary, Rangan Majumder, Li Deng, and Bhaskar Mitra. 2016. [Ms marco: A human generated machine reading comprehension dataset](#). *ArXiv preprint*, abs/1611.09268.
- Charles Condevaux and Sébastien Harispe. 2022. [Lsg attention: Extrapolation of pretrained transformers to long sequences](#). *ArXiv preprint*, abs/2210.15497.
- Daniel Deutsch, Rotem Dror, and Dan Roth. 2022. [Re-examining system-level correlations of automatic summarization evaluation metrics](#). In *Proceedings of the 2022 Conference of the North American Chapter of the Association for Computational Linguistics*:

- Human Language Technologies*, pages 6038–6052, Seattle, United States. Association for Computational Linguistics.
- Jacob Devlin, Ming-Wei Chang, Kenton Lee, and Kristina Toutanova. 2019. **BERT: Pre-training of deep bidirectional transformers for language understanding**. In *Proceedings of the 2019 Conference of the North American Chapter of the Association for Computational Linguistics: Human Language Technologies, Volume 1 (Long and Short Papers)*, pages 4171–4186, Minneapolis, Minnesota. Association for Computational Linguistics.
- Jay DeYoung, Iz Beltagy, Madeleine van Zuylen, Bailey Kuehl, and Lucy Lu Wang. 2021. **MS²: Multi-document summarization of medical studies**. In *Proceedings of the 2021 Conference on Empirical Methods in Natural Language Processing*, pages 7494–7513, Online and Punta Cana, Dominican Republic. Association for Computational Linguistics.
- Jesse Dodge, Maarten Sap, Ana Marasović, William Agnew, Gabriel Ilharco, Dirk Groeneveld, Margaret Mitchell, and Matt Gardner. 2021. **Documenting large webtext corpora: A case study on the colossal clean crawled corpus**. In *Proceedings of the 2021 Conference on Empirical Methods in Natural Language Processing*, pages 1286–1305, Online and Punta Cana, Dominican Republic. Association for Computational Linguistics.
- Alexander Fabbri, Irene Li, Tianwei She, Suyi Li, and Dragomir Radev. 2019. **Multi-news: A large-scale multi-document summarization dataset and abstractive hierarchical model**. In *Proceedings of the 57th Annual Meeting of the Association for Computational Linguistics*, pages 1074–1084, Florence, Italy. Association for Computational Linguistics.
- Guy Feigenblat, Haggai Roitman, Odellia Boni, and David Konopnicki. 2017. **Unsupervised query-focused multi-document summarization using the cross entropy method**. In *Proceedings of the 40th International ACM SIGIR Conference on Research and Development in Information Retrieval, Shinjuku, Tokyo, Japan, August 7-11, 2017*, pages 961–964. ACM.
- Tim Fischer, Steffen Remus, and Chris Biemann. 2022. **Measuring faithfulness of abstractive summaries**. In *Proceedings of the 18th Conference on Natural Language Processing (KONVENS 2022)*, pages 63–73, Potsdam, Germany. KONVENS 2022 Organizers.
- Demian Gholipour Ghalandari, Chris Hokamp, Nghia The Pham, John Glover, and Georgiana Ifrim. 2020. **A large-scale multi-document summarization dataset from the Wikipedia current events portal**. In *Proceedings of the 58th Annual Meeting of the Association for Computational Linguistics*, pages 1302–1308, Online. Association for Computational Linguistics.
- Tanya Goyal, Junyi Jessy Li, and Greg Durrett. 2022. **News summarization and evaluation in the era of gpt-3**. *ArXiv preprint*, abs/2209.12356.
- Max Grusky, Mor Naaman, and Yoav Artzi. 2018. **Newsroom: A dataset of 1.3 million summaries with diverse extractive strategies**. In *Proceedings of the 2018 Conference of the North American Chapter of the Association for Computational Linguistics: Human Language Technologies, Volume 1 (Long Papers)*, pages 708–719, New Orleans, Louisiana. Association for Computational Linguistics.
- Kelvin Guu, Kenton Lee, Zora Tung, Panupong Pasupat, and Ming-Wei Chang. 2020. **Realm: Retrieval-augmented language model pre-training**. In *Proceedings of the 37th International Conference on Machine Learning, ICML’20*. JMLR.org.
- Sebastian Hofstätter, Aldo Lipani, Sophia Althammer, Markus Zlabinger, and Allan Hanbury. 2021. **Mitigating the position bias of transformer models in passage re-ranking**. *ArXiv preprint*, abs/2101.06980.
- Kai Hong and Ani Nenkova. 2014. **Improving the estimation of word importance for news multi-document summarization**. In *Proceedings of the 14th Conference of the European Chapter of the Association for Computational Linguistics*, pages 712–721, Gothenburg, Sweden. Association for Computational Linguistics.
- Gautier Izacard, Mathilde Caron, Lucas Hosseini, Sebastian Riedel, Piotr Bojanowski, Armand Joulin, and Edouard Grave. 2022. **Unsupervised dense information retrieval with contrastive learning**. *Transactions on Machine Learning Research*.
- Hanqi Jin, Tianming Wang, and Xiaojun Wan. 2020. **Multi-granularity interaction network for extractive and abstractive multi-document summarization**. In *Proceedings of the 58th Annual Meeting of the Association for Computational Linguistics*, pages 6244–6254, Online. Association for Computational Linguistics.
- Karen Spärck Jones. 2004. A statistical interpretation of term specificity and its application in retrieval. *J. Documentation*, 60:493–502.
- Vladimir Karpukhin, Barlas Oguz, Sewon Min, Patrick Lewis, Ledell Wu, Sergey Edunov, Danqi Chen, and Wen-tau Yih. 2020. **Dense passage retrieval for open-domain question answering**. In *Proceedings of the 2020 Conference on Empirical Methods in Natural Language Processing (EMNLP)*, pages 6769–6781, Online. Association for Computational Linguistics.
- Wojciech Kryscinski, Nitish Shirish Keskar, Bryan McCann, Caiming Xiong, and Richard Socher. 2019. **Neural text summarization: A critical evaluation**. In *Proceedings of the 2019 Conference on Empirical Methods in Natural Language Processing and the 9th International Joint Conference on Natural Language Processing (EMNLP-IJCNLP)*, pages 540–551, Hong

- Kong, China. Association for Computational Linguistics.
- J. Richard Landis and Gary G. Koch. 1977. [The measurement of observer agreement for categorical data](#). *Biometrics*, 33(1):159–174.
- Katherine Lee, Daphne Ippolito, Andrew Nystrom, Chiyuan Zhang, Douglas Eck, Chris Callison-Burch, and Nicholas Carlini. 2022. [Deduplicating training data makes language models better](#). In *Proceedings of the 60th Annual Meeting of the Association for Computational Linguistics (Volume 1: Long Papers)*, pages 8424–8445, Dublin, Ireland. Association for Computational Linguistics.
- Mike Lewis, Yinhan Liu, Naman Goyal, Marjan Ghazvininejad, Abdelrahman Mohamed, Omer Levy, Veselin Stoyanov, and Luke Zettlemoyer. 2020a. [BART: Denoising sequence-to-sequence pre-training for natural language generation, translation, and comprehension](#). In *Proceedings of the 58th Annual Meeting of the Association for Computational Linguistics*, pages 7871–7880, Online. Association for Computational Linguistics.
- Patrick S. H. Lewis, Ethan Perez, Aleksandra Piktus, Fabio Petroni, Vladimir Karpukhin, Naman Goyal, Heinrich Küttler, Mike Lewis, Wen-tau Yih, Tim Rocktäschel, Sebastian Riedel, and Douwe Kiela. 2020b. [Retrieval-augmented generation for knowledge-intensive NLP tasks](#). In *Advances in Neural Information Processing Systems 33: Annual Conference on Neural Information Processing Systems 2020, NeurIPS 2020, December 6-12, 2020, virtual*.
- Quentin Lhoest, Albert Villanova del Moral, Yacine Jernite, Abhishek Thakur, Patrick von Platen, Suraj Patil, Julien Chaumond, Mariama Drame, Julien Plu, Lewis Tunstall, Joe Davison, Mario Šaško, Gunjan Chhablani, Bhavitvya Malik, Simon Brandeis, Teven Le Scao, Victor Sanh, Canwen Xu, Nicolas Patry, Angelina McMillan-Major, Philipp Schmid, Sylvain Gugger, Clément Delangue, Théo Matussière, Lysandre Debut, Stas Bekman, Pierric Cistac, Thibault Goehringer, Victor Mustar, François Lagunas, Alexander Rush, and Thomas Wolf. 2021. [Datasets: A community library for natural language processing](#). In *Proceedings of the 2021 Conference on Empirical Methods in Natural Language Processing: System Demonstrations*, pages 175–184, Online and Punta Cana, Dominican Republic. Association for Computational Linguistics.
- Wei Li, Xinyan Xiao, Jiachen Liu, Hua Wu, Haifeng Wang, and Junping Du. 2020. [Leveraging graph to improve abstractive multi-document summarization](#). In *Proceedings of the 58th Annual Meeting of the Association for Computational Linguistics*, pages 6232–6243, Online. Association for Computational Linguistics.
- Kexin Liao, Logan Lebanoff, and Fei Liu. 2018. [Abstract Meaning Representation for multi-document summarization](#). In *Proceedings of the 27th International Conference on Computational Linguistics*, pages 1178–1190, Santa Fe, New Mexico, USA. Association for Computational Linguistics.
- Chin-Yew Lin. 2004. [ROUGE: A package for automatic evaluation of summaries](#). In *Text Summarization Branches Out*, pages 74–81, Barcelona, Spain. Association for Computational Linguistics.
- Peter J. Liu, Mohammad Saleh, Etienne Pot, Ben Goodrich, Ryan Sepassi, Lukasz Kaiser, and Noam Shazeer. 2018. [Generating wikipedia by summarizing long sequences](#). In *6th International Conference on Learning Representations, ICLR 2018, Vancouver, BC, Canada, April 30 - May 3, 2018, Conference Track Proceedings*. OpenReview.net.
- Yang Liu and Mirella Lapata. 2019. [Hierarchical transformers for multi-document summarization](#). In *Proceedings of the 57th Annual Meeting of the Association for Computational Linguistics*, pages 5070–5081, Florence, Italy. Association for Computational Linguistics.
- Kyle Lo, Lucy Lu Wang, Mark Neumann, Rodney Kinney, and Daniel Weld. 2020. [S2ORC: The semantic scholar open research corpus](#). In *Proceedings of the 58th Annual Meeting of the Association for Computational Linguistics*, pages 4969–4983, Online. Association for Computational Linguistics.
- Ilya Loshchilov and Frank Hutter. 2019. [Decoupled weight decay regularization](#). In *7th International Conference on Learning Representations, ICLR 2019, New Orleans, LA, USA, May 6-9, 2019*. OpenReview.net.
- Yao Lu, Yue Dong, and Laurent Charlin. 2020. [Multi-XScience: A large-scale dataset for extreme multi-document summarization of scientific articles](#). In *Proceedings of the 2020 Conference on Empirical Methods in Natural Language Processing (EMNLP)*, pages 8068–8074, Online. Association for Computational Linguistics.
- Edward Ma. 2019. [Nlp augmentation](#).
- Sean MacAvaney, Sergey Feldman, Nazli Goharian, Doug Downey, and Arman Cohan. 2022. [ABNIRML: Analyzing the behavior of neural IR models](#). *Transactions of the Association for Computational Linguistics*, 10:224–239.
- Craig Macdonald and Nicola Tonellotto. 2020. [Declarative experimentation in information retrieval using pyterrier](#). In *Proceedings of ICTIR 2020*.
- Yuning Mao, Yanru Qu, Yiqing Xie, Xiang Ren, and Jiawei Han. 2020. [Multi-document summarization with maximal marginal relevance-guided reinforcement learning](#). In *Proceedings of the 2020 Conference on Empirical Methods in Natural Language Processing (EMNLP)*, pages 1737–1751, Online. Association for Computational Linguistics.

- Milad Moradi and Matthias Samwald. 2021. [Evaluating the robustness of neural language models to input perturbations](#). In *Proceedings of the 2021 Conference on Empirical Methods in Natural Language Processing*, pages 1558–1570, Online and Punta Cana, Dominican Republic. Association for Computational Linguistics.
- Ani Nenkova, Sameer Maskey, and Yang Liu. 2011. [Automatic summarization](#). In *Proceedings of the 49th Annual Meeting of the Association for Computational Linguistics: Tutorial Abstracts*, page 3, Portland, Oregon. Association for Computational Linguistics.
- Ani Nenkova and Rebecca Passonneau. 2004. [Evaluating content selection in summarization: The pyramid method](#). In *Proceedings of the Human Language Technology Conference of the North American Chapter of the Association for Computational Linguistics: HLT-NAACL 2004*, pages 145–152, Boston, Massachusetts, USA. Association for Computational Linguistics.
- Xing Niu, Prashant Mathur, Georgiana Dinu, and Yaser Al-Onaizan. 2020. [Evaluating robustness to input perturbations for neural machine translation](#). In *Proceedings of the 58th Annual Meeting of the Association for Computational Linguistics*, pages 8538–8544, Online. Association for Computational Linguistics.
- Ramakanth Pasunuru, Asli Celikyilmaz, Michel Galley, Chenyan Xiong, Yizhe Zhang, Mohit Bansal, and Jianfeng Gao. 2021a. [Data augmentation for abstractive query-focused multi-document summarization](#). In *Thirty-Fifth AAAI Conference on Artificial Intelligence, AAAI 2021, Thirty-Third Conference on Innovative Applications of Artificial Intelligence, IAAI 2021, The Eleventh Symposium on Educational Advances in Artificial Intelligence, EAAI 2021, Virtual Event, February 2-9, 2021*, pages 13666–13674. AAAI Press.
- Ramakanth Pasunuru, Mengwen Liu, Mohit Bansal, Sujith Ravi, and Markus Dreyer. 2021b. [Efficiently summarizing text and graph encodings of multi-document clusters](#). In *Proceedings of the 2021 Conference of the North American Chapter of the Association for Computational Linguistics: Human Language Technologies*, pages 4768–4779, Online. Association for Computational Linguistics.
- Adam Paszke, Sam Gross, Francisco Massa, Adam Lerer, James Bradbury, Gregory Chanan, Trevor Killeen, Zeming Lin, Natalia Gimelshein, Luca Antiga, Alban Desmaison, Andreas Köpf, Edward Yang, Zachary DeVito, Martin Raison, Alykhan Tejani, Sasank Chilamkurthy, Benoit Steiner, Lu Fang, Junjie Bai, and Soumith Chintala. 2019. [Pytorch: An imperative style, high-performance deep learning library](#). In *Advances in Neural Information Processing Systems 32: Annual Conference on Neural Information Processing Systems 2019, NeurIPS 2019, December 8-14, 2019, Vancouver, BC, Canada*, pages 8024–8035.
- Fabio Petroni, Aleksandra Piktus, Angela Fan, Patrick Lewis, Majid Yazdani, Nicola De Cao, James Thorne, Yacine Jernite, Vladimir Karpukhin, Jean Maillard, Vassilis Plachouras, Tim Rocktäschel, and Sebastian Riedel. 2021. [KILT: a benchmark for knowledge intensive language tasks](#). In *Proceedings of the 2021 Conference of the North American Chapter of the Association for Computational Linguistics: Human Language Technologies*, pages 2523–2544, Online. Association for Computational Linguistics.
- Vinodkumar Prabhakaran, Ben Hutchinson, and Margaret Mitchell. 2019. [Perturbation sensitivity analysis to detect unintended model biases](#). In *Proceedings of the 2019 Conference on Empirical Methods in Natural Language Processing and the 9th International Joint Conference on Natural Language Processing (EMNLP-IJCNLP)*, pages 5740–5745, Hong Kong, China. Association for Computational Linguistics.
- Ronak Pradeep, Rodrigo Nogueira, and Jimmy J. Lin. 2021. [The expando-mono-duo design pattern for text ranking with pretrained sequence-to-sequence models](#). *ArXiv preprint*, abs/2101.05667.
- Colin Raffel, Noam Shazeer, Adam Roberts, Katherine Lee, Sharan Narang, Michael Matena, Yanqi Zhou, Wei Li, and Peter J. Liu. 2020. [Exploring the limits of transfer learning with a unified text-to-text transformer](#). *J. Mach. Learn. Res.*, 21:140:1–140:67.
- Pranav Rajpurkar, Robin Jia, and Percy Liang. 2018. [Know what you don’t know: Unanswerable questions for SQuAD](#). In *Proceedings of the 56th Annual Meeting of the Association for Computational Linguistics (Volume 2: Short Papers)*, pages 784–789, Melbourne, Australia. Association for Computational Linguistics.
- Pranav Rajpurkar, Jian Zhang, Konstantin Lopyrev, and Percy Liang. 2016. [SQuAD: 100,000+ questions for machine comprehension of text](#). In *Proceedings of the 2016 Conference on Empirical Methods in Natural Language Processing*, pages 2383–2392, Austin, Texas. Association for Computational Linguistics.
- Nils Reimers and Iryna Gurevych. 2019. [Sentence-BERT: Sentence embeddings using Siamese BERT-networks](#). In *Proceedings of the 2019 Conference on Empirical Methods in Natural Language Processing and the 9th International Joint Conference on Natural Language Processing (EMNLP-IJCNLP)*, pages 3982–3992, Hong Kong, China. Association for Computational Linguistics.
- Marco Tulio Ribeiro, Tongshuang Wu, Carlos Guestrin, and Sameer Singh. 2020. [Beyond accuracy: Behavioral testing of NLP models with CheckList](#). In *Proceedings of the 58th Annual Meeting of the Association for Computational Linguistics*, pages 4902–4912, Online. Association for Computational Linguistics.
- Stephen E. Robertson, Steve Walker, Susan Jones, Micheline Hancock-Beaulieu, and Mike Gatford. 1994. Okapi at trec-3. In *TREC*.

- Zejiang Shen, Kyle Lo, Lauren Yu, Nathan Dahlberg, Margo Schlanger, and Doug Downey. 2022. Multi-lexsum: Real-world summaries of civil rights lawsuits at multiple granularities. *Advances in Neural Information Processing Systems*, 35:13158–13173.
- Luca Soldaini. 2022. [Pyterrier sentence transformers](#).
- Nandan Thakur, Nils Reimers, Andreas Ruckl'e, Abhishek Srivastava, and Iryna Gurevych. 2021. [Beir: A heterogenous benchmark for zero-shot evaluation of information retrieval models](#). *ArXiv preprint*, abs/2104.08663.
- Jörg Tiedemann and Santhosh Thottingal. 2020. [OPUS-MT – building open translation services for the world](#). In *Proceedings of the 22nd Annual Conference of the European Association for Machine Translation*, pages 479–480, Lisboa, Portugal. European Association for Machine Translation.
- Ashish Vaswani, Noam Shazeer, Niki Parmar, Jakob Uszkoreit, Llion Jones, Aidan N. Gomez, Lukasz Kaiser, and Illia Polosukhin. 2017. [Attention is all you need](#). In *Advances in Neural Information Processing Systems 30: Annual Conference on Neural Information Processing Systems 2017, December 4-9, 2017, Long Beach, CA, USA*, pages 5998–6008.
- Byron C Wallace, Sayantan Saha, Frank Soboczenski, and Iain J Marshall. 2021. Generating (factual?) narrative summaries of RCTs: Experiments with neural multi-document summarization. *AMIA Summits Transl. Sci. Proc.*, 2021:605–614.
- Lu Wang, Hema Raghavan, Vittorio Castelli, Radu Florian, and Claire Cardie. 2013. [A sentence compression based framework to query-focused multi-document summarization](#). In *Proceedings of the 51st Annual Meeting of the Association for Computational Linguistics (Volume 1: Long Papers)*, pages 1384–1394, Sofia, Bulgaria. Association for Computational Linguistics.
- J Beau W Webber. 2012. [A bi-symmetric log transformation for wide-range data](#). *Measurement Science and Technology*, 24(2):027001.
- Thomas Wolf, Lysandre Debut, Victor Sanh, Julien Chaumond, Clement Delangue, Anthony Moi, Pierric Cistac, Tim Rault, Remi Louf, Morgan Funtowicz, Joe Davison, Sam Shleifer, Patrick von Platen, Clara Ma, Yacine Jernite, Julien Plu, Canwen Xu, Teven Le Scao, Sylvain Gugger, Mariama Drame, Quentin Lhoest, and Alexander Rush. 2020. [Transformers: State-of-the-art natural language processing](#). In *Proceedings of the 2020 Conference on Empirical Methods in Natural Language Processing: System Demonstrations*, pages 38–45, Online. Association for Computational Linguistics.
- Ruben Wolhandler, Arie Cattan, Ori Ernst, and Ido Dagan. 2022. [How “multi” is multi-document summarization?](#) In *Proceedings of the 2022 Conference on Empirical Methods in Natural Language Processing*, pages 5761–5769, Abu Dhabi, United Arab Emirates. Association for Computational Linguistics.
- Wen Xiao, Iz Beltagy, Giuseppe Carenini, and Arman Cohan. 2022. [PRIMERA: Pyramid-based masked sentence pre-training for multi-document summarization](#). In *Proceedings of the 60th Annual Meeting of the Association for Computational Linguistics (Volume 1: Long Papers)*, pages 5245–5263, Dublin, Ireland. Association for Computational Linguistics.
- Linzi Xing, Wen Xiao, and Giuseppe Carenini. 2021. [Demoting the lead bias in news summarization via alternating adversarial learning](#). In *Proceedings of the 59th Annual Meeting of the Association for Computational Linguistics and the 11th International Joint Conference on Natural Language Processing (Volume 2: Short Papers)*, pages 948–954, Online. Association for Computational Linguistics.
- Yumo Xu and Mirella Lapata. 2020. [Coarse-to-fine query focused multi-document summarization](#). In *Proceedings of the 2020 Conference on Empirical Methods in Natural Language Processing (EMNLP)*, pages 3632–3645, Online. Association for Computational Linguistics.
- Michihiro Yasunaga, Rui Zhang, Kshitijh Meelu, Ayush Pareek, Krishnan Srinivasan, and Dragomir Radev. 2017. [Graph-based neural multi-document summarization](#). In *Proceedings of the 21st Conference on Computational Natural Language Learning (CoNLL 2017)*, pages 452–462, Vancouver, Canada. Association for Computational Linguistics.
- Weizhe Yuan, Graham Neubig, and Pengfei Liu. 2021. [Bartscore: Evaluating generated text as text generation](#). In *Advances in Neural Information Processing Systems 34: Annual Conference on Neural Information Processing Systems 2021, NeurIPS 2021, December 6-14, 2021, virtual*, pages 27263–27277.
- Jingqing Zhang, Yao Zhao, Mohammad Saleh, and Peter J. Liu. 2020a. [PEGASUS: pre-training with extracted gap-sentences for abstractive summarization](#). In *Proceedings of the 37th International Conference on Machine Learning, ICML 2020, 13-18 July 2020, Virtual Event*, volume 119 of *Proceedings of Machine Learning Research*, pages 11328–11339. PMLR.
- Tianyi Zhang, Varsha Kishore, Felix Wu, Kilian Q. Weinberger, and Yoav Artzi. 2020b. [Bertscore: Evaluating text generation with BERT](#). In *8th International Conference on Learning Representations, ICLR 2020, Addis Ababa, Ethiopia, April 26-30, 2020*. OpenReview.net.
- Weijia Zhang, Svitlana Vakulenko, Thilina Rajapakse, and Evangelos Kanoulas. 2021. [Scaling up query-focused summarization to meet open-domain question answering](#). *ArXiv preprint*, abs/2112.07536.

A Dataset Details

All datasets were managed in the HuggingFace Datasets library (Lhoest et al., 2021). The examples of each dataset consist of an input document set, D and a human-written reference summary, S . Multi-XScience and MS² each have an additional input that is always provided (and never retrieved or perturbed), the target articles abstract and the target reviews background section. See Table 6 for dataset statistics. Below, we provide detailed descriptions of each dataset:

- **Multi-News** (Fabbri et al., 2019): Consists of news articles and summaries collected from www.newser.com. There are 44,972 examples in the train set and 5622 examples in the test set. Each example contains between 1 and 10 documents, with a mean of ~ 2.7 .
- **WCEP-10**: Consists of news articles and summaries collected from the Wikipedia Current Events Portal (WCEP²⁰). WCEP-10²¹ sub-samples the top 10 most relevant documents from the original WCEP dataset (Gholipour Ghalandari et al., 2020). There are 8158 examples in the train set and 1022 examples in the test set. Each example contains between 1 and 10 documents, with a mean of ~ 9.1 .
- **Multi-XScience** (Lu et al., 2020): The target summary of each example is the related works section of a scientific article, and the input documents are the abstracts of the articles this section cites. Also included is the target article’s abstract. There are 30,369 examples in the train set and 5093 examples in the test set. Each example contains between 1 and 20 documents, with a mean of ~ 4.1 .
- **MS²** (DeYoung et al., 2021): The target summary is a few sentences from a biomedical systemic review which summarize the main findings. The input documents are the included studies for that review. Also included is the target reviews background section. There are 14,188 examples in the train set and 2021 examples in the validation set. Each example contains between 1 and 401 documents, with a mean of ~ 23.2 .

²⁰https://en.wikipedia.org/wiki/Portal:Current_events

²¹<https://huggingface.co/datasets/ccdv/WCEP-10>

Table 5: Evaluated multi-document summarizers and the datasets for which a fine-tuned model is publicly available (or was trained by us).

Model	Fine-tuned on	Max Input Len.	Zero-shot?
LED	MS ² , Cochrane	16384	✗
PEGASUS	Multi-News	1024	✗
PRIMERA	Multi-News, WCEP-10, Multi-XScience	4096	✓
LSG-BART	Multi-News, WCEP-10	4096	✗

- **Cochrane** (Wallace et al., 2021): Similar to MS², except a background statement is not included as input. There are 3752 examples in the train set and 470 examples in the validation set. Each example contains between 1 and 537 documents, with a mean of ~ 10.9 .

B Retrieval Details

Document retrieval and evaluation are conducted in the PyTerrier library (Macdonald and Tonello, 2020). In Table 7, we present the retrieval performance on the train, validation and test split for each dataset, retriever, and top- k strategy. Below, we provided detailed descriptions of all retrievers:

- **BM25** (Robertson et al., 1994): Like other sparse retrievers, BM25 represents queries and documents as sparse vectors, where each element of a vector corresponds to a term in the vocabulary. BM25 is a widely used weighting scheme that extends TF-IDF (Jones, 2004) to account for document length and term-frequency saturation. We use BM25 via PyTerrier with the default settings.
- **Contriever** (Izacard et al., 2022): Contriever is an unsupervised dense retriever that uses a bi-encoder architecture. Documents and queries are encoded independently using the same BERT model (Devlin et al., 2019), and the final embedding is obtained by mean-pooling over the hidden representations of the model’s last layer. The relevance score between a query and a document is the dot product of their embeddings. Specifically, we use contriever-msmarco,²² which has been fine-tuned on the MS MARCO dataset (Campos et al., 2016). We use Contriever via the PyTerrier Sentence Transformers plugin (Soldaini, 2022) with the default settings.

²²<https://huggingface.co/facebook/contriever-msmarco>

Table 6: Dataset statistics, counting whitespace tokens and punctuation. *Following (DeYoung et al., 2021), we take the first 25 documents as input (full statistics in parentheses). †Multi-XScience and MS² each have inputs that are always provided (and never retrieved), the target articles abstract and the target reviews background section.

Dataset	Domain	Number of Documents			Average Number of Tokens	
		Max	Mean	Total	Per document	Per summary
Multi-News	News Articles	10	2.7	154,544	788	267
WCEP-10	News Articles	10	9.1	92,560	494	33
Multi-XScience [†]	Scientific Literature	20	4.1	165,546	153	125
MS ² * [†]	Medical Studies	25 (401)	17 (23)	415,333	332	58
Cochrane*	Medical Studies	25 (537)	9 (11)	51,208	266	69

Table 7: Retrieval performance. The precision and recall at k for each retriever and top- k strategy is reported. The index for each dataset is the set of all documents in the train, validation and test sets; the reference summaries are used as queries, except for MS², where we use the provided background section. The Cochrane test set is blind, so we do not have access to the reference summaries to use as queries and therefore do not evaluate on the test set.

Dataset	Retriever	Retriever Type	Top- k Strategy	Train		Validation		Test	
				P@K	R@K	P@K	R@K	P@K	R@K
Multi-News	BM25	sparse	max(10)	0.22	0.83	0.22	0.82	0.22	0.82
			mean (3)	0.64	0.74	0.64	0.74	0.64	0.74
			oracle	0.75	0.75	0.75	0.75	0.75	0.75
	Contriever	dense	max	0.21	0.80	0.21	0.79	0.21	0.80
			mean	0.59	0.69	0.59	0.69	0.59	0.70
			oracle	0.69	0.69	0.69	0.69	0.69	0.69
WCEP-10	BM25	sparse	max (10)	0.59	0.66	0.60	0.63	0.63	0.67
			mean (9)	0.62	0.62	0.63	0.60	0.66	0.64
			oracle	0.64	0.64	0.63	0.63	0.67	0.67
	Contriever	dense	max	0.60	0.66	0.60	0.64	0.63	0.67
			mean	0.62	0.63	0.63	0.60	0.66	0.63
			oracle	0.65	0.65	0.63	0.63	0.66	0.66
Multi-XScience	BM25	sparse	max (20)	0.05	0.41	0.06	0.40	0.06	0.40
			mean (4)	0.16	0.27	0.16	0.26	0.16	0.27
			oracle	0.22	0.22	0.22	0.22	0.23	0.23
	Contriever	dense	max	0.06	0.38	0.06	0.38	0.06	0.38
			mean	0.16	0.24	0.16	0.24	0.16	0.24
			oracle	0.20	0.20	0.20	0.20	0.21	0.21
MS ²	BM25	sparse	max (25)	0.17	0.26	0.16	0.22	0.17	0.22
			mean (17)	0.21	0.22	0.18	0.18	0.20	0.18
			oracle	0.22	0.22	0.18	0.18	0.19	0.19
	Contriever	dense	max	0.19	0.29	0.18	0.25	0.19	0.26
			mean	0.23	0.24	0.21	0.21	0.23	0.21
			oracle	0.24	0.24	0.21	0.21	0.22	0.22
Cochrane	BM25	sparse	max (25)	0.17	0.55	0.17	0.57	–	–
			mean (9)	0.30	0.42	0.31	0.44	–	–
			oracle	0.38	0.38	0.40	0.40	–	–
	Contriever	dense	max	0.20	0.63	0.20	0.64	–	–
			mean	0.34	0.48	0.35	0.49	–	–
			oracle	0.45	0.45	0.44	0.44	–	–

C Model Details

All models are implemented in PyTorch (Paszke et al., 2019), and pretrained weights are obtained from the HuggingFace Transformers library (Wolf et al., 2020). Models were trained and evaluated on 1-4 NVIDIA A100 40GB GPUs. We list details about the models in Table 5. Below, we provide detailed descriptions of all models:

- **LED** (Beltagy et al., 2020): LED replaces full

self-attention with local windowed attention and global attention mechanisms that scale linearly with input sequence length, allowing for efficient processing of inputs up to 16K tokens. Its parameters are initialized with the pretrained parameters of BART (Lewis et al., 2020a), its positional embeddings with 16 copies of BART’s 1K position embeddings. The model is fine-tuned on MDS datasets in a supervised fashion.

Table 8: Reported versus reproduced ROUGE-1/2/L scores for each model-dataset pair evaluated in the main paper. We also report zero-shot performance on select datasets for PRIMERA. *Fine-tuned by us.

Dataset \ Model	Reported				Reproduced			
	PRIMERA	PEGASUS	LED-base	LSG-BART-base	PRIMERA	PEGASUS	LED-base	LSG-BART-base
Multi-News	49.9/21.1/25.9	47.5/18.7/24.9	–	47.1/18.9/25.2	49.3/20.3/25.4	48.2/20.1/25.4	–	46.3/18.8/25.1
↪ zero-shot	42.0/13.6/20.8	–	–	–	39.7/11.9/19.2	–	–	–
WCEP	46.1/25.2/37.9	–	–	46.0/24.2/37.4	45.1/24.7/36.7	–	–	45.9/24.1/37.2
↪ zero-shot	28.0/10.3/20.9	–	–	–	31.3/10.7/22.2	–	–	–
Multi-XScience	31.9/7.4/18.0	–	–	–	31.7/6.1/17.1	–	–	–
↪ zero-shot	29.1/4.6/15.7	–	–	–	27.0/3.9/14.6	–	–	–
MS ² *	–	–	26.4/8.0/19.6	–	–	–	28.5/9.5/20.9	–
Cochrane*	–	–	23.9/6.6/17.6	–	–	–	26.9/6.9/18.4	–

Table 9: Results of the open-domain MDS experiments. We observe the following: (1) retrieval performance ranges from high (Multi-News, WCEP-10, **dark blue**) to low (Multi-XScience, MS², Cochrane), (2) when summarizers trained on these datasets are provided retrieved documents, they suffer from significant drops in performance (**dark red**); more severe performance drops were observed in cases where baseline summarization performance was relatively high (**dark green**). Experiments here used a sparse retriever (BM25); similar results were observed using a dense retriever (Contriever, see Table 10). Statistically significant results are underlined (paired t-test, $p = 0.01$).

Dataset	Model	Retrieval			Summarization			
		Top-k Strategy	P@K	R@K	ROUGE-Avg F1	Δ ROUGE-Avg F1	BERTScore F1	Δ BERTScore F1
Multi-News	PRIMERA	max (10)	0.22	0.82	31.66	-7.39	31.78	-10.33
		mean (3)	0.64	0.74	–	-2.82	–	-4.08
		oracle	0.75	0.75	–	-1.61	–	-2.36
	PEGASUS	max	–	–	31.23	-8.49	29.88	-10.87
		mean	–	–	–	-2.08	–	-2.93
		oracle	–	–	–	-1.15	–	-1.50
	LSG-BART-base	max	–	–	30.05	-6.44	26.57	-8.17
		mean	–	–	–	-1.77	–	-2.35
		oracle	–	–	–	-0.80	–	-0.99
	GPT-3.5-turbo	max	–	–	23.86	-2.46	21.68	-3.92
		mean	–	–	–	-1.59	–	-2.76
		oracle	–	–	–	-0.47	–	-1.03
WCEP-10	PRIMERA	max (10)	0.63	0.67	35.50	-1.02	48.26	-0.76
		mean (9)	0.66	0.64	–	-0.90	–	-0.68
		oracle	0.67	0.67	–	-0.53	–	-0.32
	LSG-BART-base	max	–	–	35.76	-1.15	48.17	-0.85
		mean	–	–	–	-1.19	–	-0.84
		oracle	–	–	–	-0.88	–	-0.54
	GPT-3.5-turbo	max	–	–	26.36	-0.22	32.72	-0.25
		mean	–	–	–	-0.06	–	-0.33
		oracle	–	–	–	+0.10	–	+0.11
Multi-XScience	PRIMERA	max (20)	0.06	0.40	18.31	-0.57	10.57	-1.82
		mean (4)	0.16	0.27	–	-0.25	–	-1.27
		oracle	0.23	0.23	–	-0.06	–	-0.97
MS ²	LED-base	max (25)	0.16	0.22	19.66	-0.14	22.74	-0.47
		mean (17)	0.18	0.18	–	-0.10	–	-0.13
		oracle	0.18	0.18	–	-0.01	–	-0.21
Cochrane	LED-base	max (25)	0.17	0.57	17.39	-0.28	23.12	-2.11
		mean (9)	0.31	0.44	–	+0.34	–	-0.32
		oracle	0.40	0.40	–	+0.10	–	+0.00

- **PEGASUS** (Zhang et al., 2020a): PEGASUS is pretrained using a novel Gap Sentences Generation (GSG) objective, where whole sentences from each document are masked, and concatenated to form a pseudo-summary. The model is then fine-tuned on MDS datasets in a supervised fashion.
- **PRIMERA** (Xiao et al., 2022): Extends the GSG objective with a novel masking strategy explicitly designed for multi-document inputs and pre-trains on a corpus of multi-document examples. The model is then fine-tuned on

MDS datasets in a supervised fashion or used in a zero-shot setting.

- **LSG-BART** (Condevaux and Harispe, 2022): Like LED, LSG-BART replaces full self-attention with a sparsified version, dubbed Local-Sparse-Global (LSG) attention, to allow for efficient processing of long inputs. It is initialized with the pretrained parameters of BART and fine-tuned on MDS datasets in a supervised fashion.

Table 10: Results of the open-domain MDS experiments using a dense retriever (Contriever). Difference between a summarizers performance on the ground-truth input documents and performance when the documents were retrieved is shown. Statistically significant results are underlined (paired t-test, $p = 0.01$).

Dataset	Model	Retrieval			Summarization			
		Top- k Strategy	P@K	R@K	ROUGE-Avg F1	Δ ROUGE-Avg F1	BERTScore F1	Δ BERTScore F1
Multi-News	PRIMERA	max (10)	0.21	0.80	31.66	-7.77	31.78	-10.47
		mean (3)	0.59	0.70	-	-3.31	-	-4.60
		oracle	0.69	0.69	-	-2.20	-	-3.07
	PEGASUS	max	-	-	31.23	-8.69	29.88	-10.88
		mean	-	-	-	-2.65	-	-3.45
		oracle	-	-	-	-1.76	-	-2.28
	LSG-BART-base	max	-	-	30.05	-6.70	26.57	-8.15
		mean	-	-	-	-2.26	-	-2.69
		oracle	-	-	-	-1.41	-	-1.54
WCEP-10	PRIMERA	max (10)	0.63	0.67	35.50	+0.10	48.26	+0.90
		mean (9)	0.66	0.63	-	-0.14	-	+0.68
		oracle	0.66	0.66	-	+0.29	-	+0.86
	LSG-BART-base	max	-	-	35.76	-0.56	48.17	+0.26
		mean	-	-	-	-0.96	-	+0.10
		oracle	-	-	-	-0.15	-	+0.66
Multi-XScience [†]	PRIMERA	max (20)	0.06	0.38	18.31	-0.45	10.57	-0.96
		mean (4)	0.16	0.24	-	-0.81	-	-0.96
		oracle	0.21	0.21	-	-0.28	-	-0.37
MS ²	LED-base	max (25)	0.18	0.25	19.66	-0.43	22.74	-0.70
		mean (17)	0.21	0.21	-	-0.37	-	-0.64
		oracle	0.21	0.21	-	-0.32	-	-0.38
		max (25)	0.20	0.64	17.39	-0.94	23.12	-2.77
Cochrane	LED-base	mean (9)	0.35	0.49	-	-0.37	-	-0.93
		oracle	0.44	0.44	-	+0.25	-	+0.71

C.1 Reproducing Reported Scores

Before experimentation, we attempt to reproduce the reported scores of each MDS model. The results are provided in Table 8. In general, we can reproduce the reported ROUGE scores (and sometimes even improve upon them); however, in a few cases, there are differences as large as ~ 3 ROUGE, with the largest differences being observed for PRIMERA, particularly in the zero-shot setting.

D Evaluation Details

The evaluation metrics, ROUGE and BERTScore, were called from the HuggingFace Evaluate library²³. Before metrics are calculated, all text is lightly pre-processed by removing leading and trailing whitespace, newline characters and tabs. For ROUGE, we use the default settings besides `use_stemmer=True`.²⁴ BERTScore has many parameters which affect the final score; for reproducibility, a hashcode is produced. Our hashcode is: `microsoft/deberta-xlarge-mnli_L40_no-idf_version=0.3.11(hug_trans=4.22.0.dev0)-rescaled_fast-tokenize`

²³<https://github.com/huggingface/evaluate>

²⁴<https://huggingface.co/spaces/evaluate-metric/rouge>

E Extended Results from: section 5

In §5, we presented the results from our open-domain MDS experiments for the sparse retriever (BM25) and max top- k strategy only. In Table 9 we present the complete set of results for the sparse retriever. The dense retriever (Contriever) results were comparable and exhibited the same general trends; they are presented in Table 10.

E.1 Summarization Baselines

In Table 3, we present scores of heuristic baselines. Detailed descriptions of each baseline follow:

- **Random (length-matched) summary:** For each example, take the summary to be the reference summary of *another* example from the same dataset that is the same (or similar) length as the examples reference summary. This provides us with coherent (but likely irrelevant) summaries of approximately the correct length from the same domain.
- **All lead:** For each example, take the summary to be the concatenation of the first sentence from each input document. This is motivated by the notion of a *lead bias*, namely that in many summarization datasets (particularly those comprised of news articles), sentences at the beginning of a document are more likely

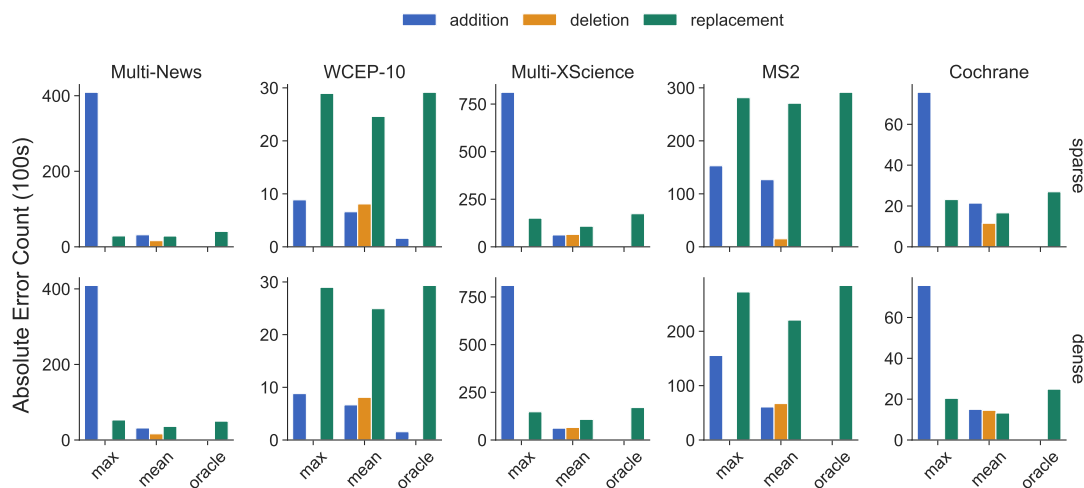


Figure 6: Absolute error counts for different retrieval systems (sparse and dense) and top- k selection strategies (max, mean, oracle). For each example in a given dataset, a retrieved document that does not exist in the ground-truth input document set is counted as an *addition* and a ground-truth document that was not retrieved as a *deletion*. Instances of one addition and one deletion are counted as a *replacement*.

to contain information that appears in the reference summary (Nenkova et al., 2011; Hong and Nenkova, 2014; Xing et al., 2021).

- **Oracle document:** For each example, take the summary to be the input document with the highest ROUGE-1 F1 score with that example’s reference summary. This provides us with relevant (but likely incomplete) summaries with high token overlap. A high score may indicate that a dataset is less “multi” (Wolhandler et al., 2022).
- **Oracle lead:** The first sentence of the oracle document (see above). For MS² & Cochrane, this is the title of the oracle document.
- **Background/abstract:** Applies only to MS² and Multi-XScience. For each example, take the summary to be the additional input from MS² (target reviews background section) and Multi-XScience (target articles abstract).

E.2 Document Retrieval Error Analysis

In Figure 6, we tally the total number of errors made by the sparse (BM25) and dense (Contriever) retrievers on each dataset. For each example, we count an *addition* (i.e. erroneous inclusion) each time a document not in the ground-truth input document set is retrieved, a *deletion* (i.e. erroneous exclusion) each time a ground-truth document is not retrieved and a *replacement* (i.e. an erroneous swap of a relevant document for an irrelevant one)

each time both one addition and one deletion occur. In general, the sparse and dense retrievers make a highly comparable number of errors of each type. Unsurprisingly, the oracle top- k strategy tends to produce the lowest number of errors in total (primarily replacements), followed by mean (a mix of all error types) and max (primarily additions).

F Training in the Open-domain Setting

In §6, we presented the results of our experiments fine-tuning summarizers in the open-domain setting. We fine-tuned and evaluated the best-performing model from each dataset: PRIMERA for Multi-News and Multi-XScience, LSG-BART-Base for WCEP-10 and LED-Base for MS² and Cochrane. Each model was fine-tuned for an additional three epochs (we found additional epochs made little difference) using the original training hyperparameters. All models were fine-tuned with the AdamW optimizer (Loshchilov and Hutter, 2019) in PyTorch via the HuggingFace Transformers library. The learning rate was linearly increased for the first 10% of training steps and linearly decayed to zero afterward. Documents were retrieved using the dense retriever (contriever) and the mean top- k strategy.

G Extended Results from: section 7

In §7, we presented results from our experiments simulating document retrieval errors for two model-dataset pairs that exemplified the main trends in the

Original Document

Relocation of endangered animals carries risks but loss of half of them is highly unusual. Eight out of 14 critically endangered black rhinos have died after being moved to a reserve in southern Kenya, wildlife officials have revealed, in what one conservationist described as "a complete disaster". Preliminary investigations pointed to salt poisoning as the rhinos tried to adapt to saltier water in their new home, the Kenyan Ministry of Tourism and Wildlife said in a statement. It suspended the moving of other rhinos and said the surviving ones were being closely monitored.

Backtranslated Document

Movement of endangered animals carries risks, but the loss of half of them is very unusual. Eight out of 14 critically endangered black rhinoceros has died after being moved to a reserve in southern Kenya, wildlife officials have revealed in what a conservation expert described as a complete disaster. Preliminary studies pointed to salt poisoning when the rhinoceroses tried to adapt to salt water in their new home, the Kenyan Ministry of Tourism and Animal Health said in a statement. It suspended the movement of other rhinoceros and said that the survivors were being closely monitored.

Figure 7: Graphical depiction of the backtranslation perturbation. A truncated document from the Multi-News (Fabbri et al., 2019) dataset is shown, and changes after backtranslation are highlighted.

Table 11: Results of the sorting perturbation experiments. Difference between a summarizers performance on the ground-truth input documents and performance when the documents were perturbed is shown. Statistically significant results are underlined (paired t-test, $p = 0.01$).

Dataset	Model	ROUGE-Avg F1	BERTScore F1	Δ ROUGE-Avg F1		Δ BERTScore F1	
				Random	Oracle	Random	Oracle
Multi-News	PRIMERA	31.66	31.78	+0.06	+0.00	+0.02	+0.02
	PEGASUS	31.23	29.88	-0.05	+0.04	-0.05	+0.16
WCEP-10	PRIMERA	35.50	48.26	<u>-0.86</u>	+0.11	-0.55	+0.57
	LSG-BART-base	35.76	48.17	<u>-0.98</u>	-0.18	-0.62	+0.38
Multi-XScience	PRIMERA	18.31	10.57	+0.07	-0.04	+0.13	-0.03
MS2	LED-base	19.66	22.74	+0.09	+0.24	+0.00	-0.01
Cochrane	LED-base	17.39	23.12	-0.41	-0.32	-0.42	+0.06

rest of the results. We present complete results for all model-dataset pairs in figures 8-15.

G.1 Backtranslation

In the main paper, we use backtranslation to create token-level perturbations. The procedure involves selecting one or more documents from the input set and translating them to another language and back again, often creating small, token-level changes like paraphrasing and synonym substitution (this is sometimes called “round-trip translation”, or RTT). We choose to translate documents to and from Danish, as there exists freely available and high-performing EN→DA and DA→EN machine translation (MT) models. In particular, we use the models provided by the Language Technology Research Group at the University of Helsinki (Tiedemann and Thottingal, 2020). We implement backtranslation using the nlpaug library (Ma, 2019). In Figure 7, we provide an example of a backtranslated document demonstrating synonym substitution (e.g. “highly”→“very”), paraphrasing (e.g. “said the surviving ones”→“said that the survivors”) and grammatical errors (e.g. “14 critically endangered black rhinoceros has died”).

G.2 Sorting Perturbation Results

In Table 11, we present the tabulated results from the sorting perturbation experiments (see §7 for more details on the experimental procedure and §7.2 for an analysis of the results).

H Human Evaluation

To make a human evaluation feasible, we chose a single model-dataset pair with high summarization and retrieval performance: PRIMERA and Multi-News.²⁵ To conduct the evaluation, we randomly sampled 50 examples from the test set and presented three human annotators²⁶ with the generated summaries for these examples from the “baseline” model (no retrieval) and the open-domain model (with retrieval). Annotators were presented the model summaries in randomized order as “model summary A” and “model summary B” and instructed to select which summary (“A”, “B” or “Neither”) they preferred for each of two facets,

²⁵We take the results from the highest performing retriever (sparse) and non-oracle top- k strategy (mean)

²⁶The three annotators are a subset of the authors who did not interact with model outputs prior to annotation

Table 12: Examples of degradation of summarization performance in the open-domain setting. Shown is the output of the summarizer in the open-domain setting (truncated) and human annotator comments (paraphrased). The plausible reason for degradation is based on a manual analysis of summarizer inputs and outputs.

Open-domain model summary	Annotator comments	Plausible reason for degradation
<i>For the second year in a row, the Academy of Motion Picture Arts and Sciences did not nominate any black actors to any of the 20 slots in the four acting categories [...] The Hollywood Reporter calls it a “whiteout,” and the president of the African American Film Critics Association says [...] There needs to be changes across the board. [...] The Academy, which is 94% white and 77% male, has been trying to diversify its membership [...]</i>	The reference summary indicates that meaningful progress is being made in improving diversity amongst members of the Academy of Motion Picture Arts and Sciences. The baseline model gets this correct, but the framing of the open-domain model summary is that little to no progress has been made.	The gold document set contains 2 documents, each about efforts to improve diversity among members of the Academy of Motion Picture Arts and Sciences, both written <i>after</i> the 2016 Oscars. The retrieved document set contains 3 documents, 1 from the gold document set, and 2 written <i>before</i> the 2016 Oscars, both criticizing the fact that no black actors were nominated for any acting category.
<i>A GoFundMe campaign has raised more than \$400,000 for a man who lost his wife in childbirth [...] Christian musician Nathan Johnson gave birth to his first child [...] [his wife] started having complications later in the morning [...] Johnson is surrounded by friends and family who are helping him deal with the loss of his wife [...]</i>	The reference summary is about a GoFundMe campaign created on behalf of Dawn Wells (best known for playing Mary Ann Summers on Gilligan’s Island) who is experiencing financial hardship. The baseline model gets this correct, but the open-domain model ’s summary is about a completely different GoFundMe campaign.	The gold document set contains 2 documents, both about a GoFundMe campaign for Dawn Wells. The retrieved document set contains 1 additional document, the story of a entirely <i>different</i> GoFundMe campaign about a musician who lost his wife due to complications during childbirth.
<i>A British woman is “very lucky” to be alive after falling from a cruise ship [...] The cruise line says in a statement that the woman intentionally jumped overboard [...] “the ship and charter company teams are providing support to the family and all impacted guests during this difficult time,” [...]</i>	The summary produced by the open-domain model contains an insinuation of possible suicide (i.e. that the woman jumped intentionally) that is not present in the reference summary or baseline model summary.	The retrieved document set contains one additional document compared to the gold document set, about a different woman who <i>did</i> intentionally jump overboard while on a cruise.
<i>Prime Minister David Cameron said he will step down in two days in favor of Theresa May [...] who will become Britain’s second female leader. [...] [S]he will have the task of leading a divided country out of the EU [...] The winner will be announced Sept. 9 and will replace David Cameron [...]</i>	The reference summary indicates that May and Andrea Leadsom are the final two candidates for Prime Minister of the UK, which is reflected in the baseline model summary. The summary produced by the open-domain model claims both that May is the winner <i>and</i> that the winner is yet to be announced.	The retrieved document set contains one additional document compared to the gold set, about the surprise withdrawal of Leadsom from the race.

coverage and informativeness,²⁷ relative to the provided, human-written target summary R :

- **Coverage** (Grusky et al., 2018): How many semantic content units from the reference summary are covered by the model summary.
- **Informativeness** (Nenkova and Passonneau, 2004): How well does the model summary capture the key ideas of the reference summary.

The results from a binomial test²⁸ on the human annotations, as well as inter-annotator agreement

²⁷There are many facets for which a human evaluation of summarization could be conducted; we choose coverage and informativeness as rough proxies for recall and precision

²⁸https://en.wikipedia.org/wiki/Binomial_test

(IAA), are presented in Table 4. Human annotators have a statistically significant preference for the baseline model along both facets, with fair inter-annotator agreement ($\kappa > 0.21$, Landis and Koch, 1977), providing further evidence for the degradation of summarization performance in the open-domain setting observed throughout this work. In Table 12, we provide examples of summaries produced in the open-domain setting alongside (paraphrased) human annotator comments noting issues with the summary. Based on a manual analysis of the inputs and outputs of the summarizer, we also provide plausible reasons for this observed degradation in summarization quality as it relates to the retrieved versus gold document sets.

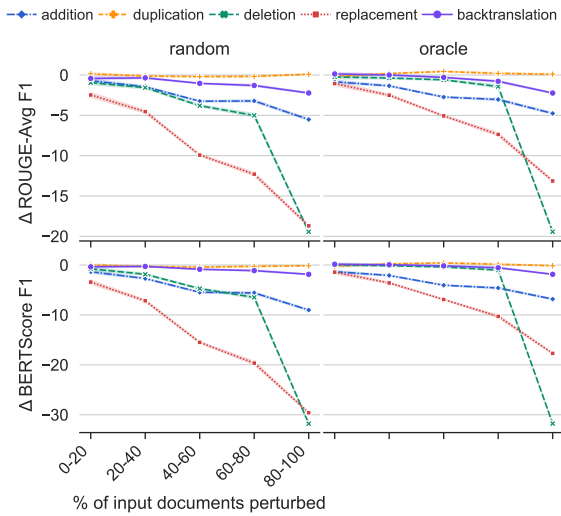


Figure 8: Results of the perturbation experiments on the Multi-News test set using PRIMERA. Mean change in summarization performance plotted against percent of perturbed input documents. 68% confidence intervals (CI) are plotted as error bands.

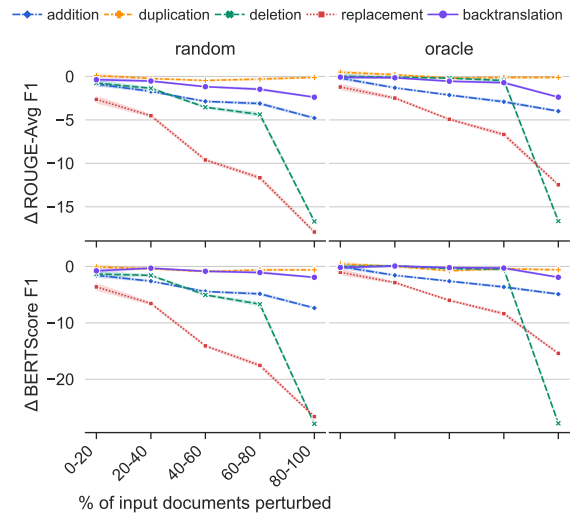


Figure 10: Results of the perturbation experiments on the Multi-News test set using LSG-BART-base. Mean change in summarization performance plotted against percent of perturbed input documents. 68% confidence intervals (CI) are plotted as error bands.

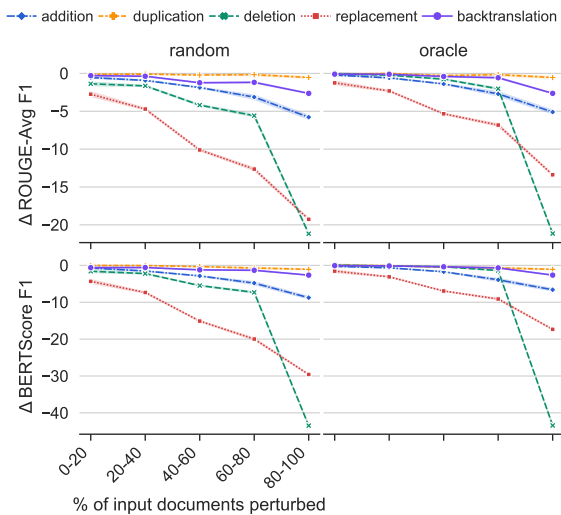


Figure 9: Results of the perturbation experiments on the Multi-News test set using PEGASUS. Mean change in summarization performance plotted against percent of perturbed input documents. 68% confidence intervals (CI) are plotted as error bands.

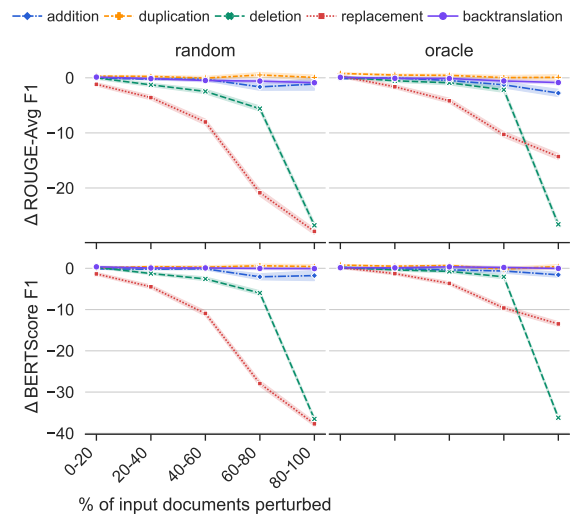


Figure 11: Results of the perturbation experiments on the WCEP-10 test set using PRIMERA. Mean change in summarization performance plotted against percent of perturbed input documents. 68% confidence intervals (CI) are plotted as error bands.

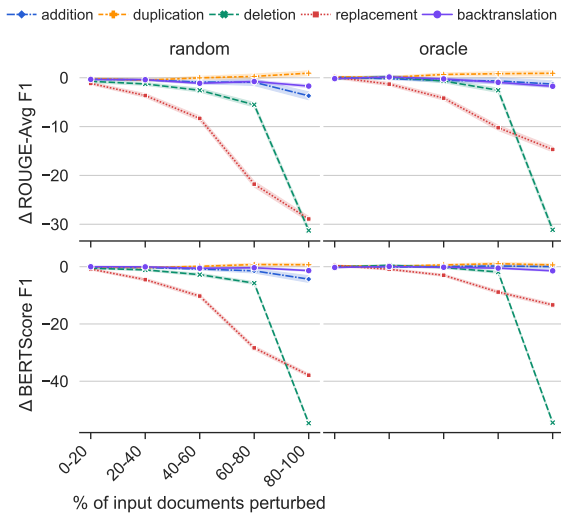


Figure 12: Results of the perturbation experiments on the WCEP-10 test set using LSG-BART-base. Mean change in summarization performance plotted against percent of perturbed input documents. 68% confidence intervals (CI) are plotted as error bands.

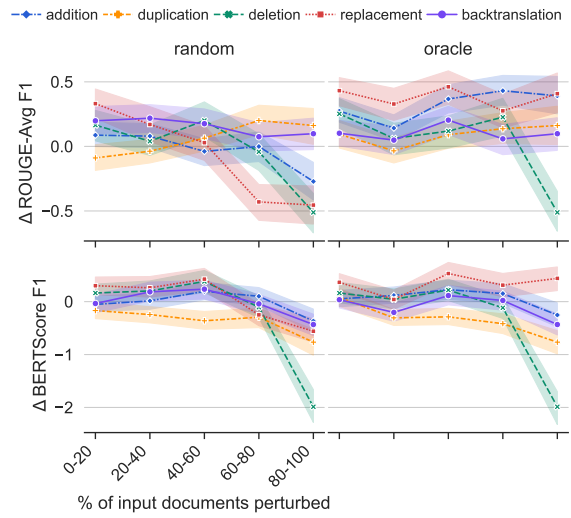


Figure 14: Results of the perturbation experiments on the MS² validation set using LED-base. Mean change in summarization performance plotted against percent of perturbed input documents. 68% confidence intervals (CI) are plotted as error bands.

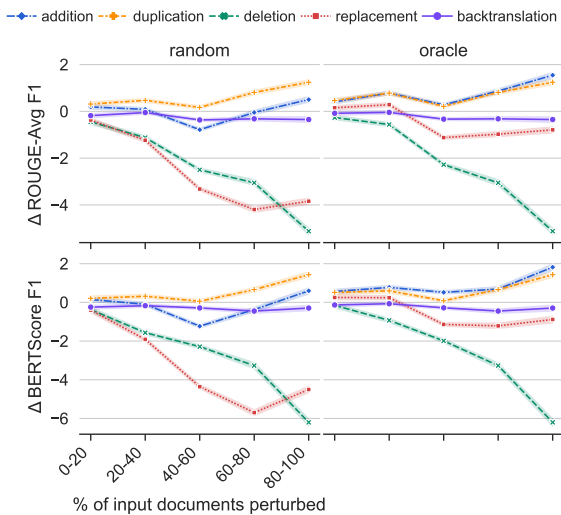


Figure 13: Results of the perturbation experiments on the Multi-XScience test set using PRIMERA. Mean change in summarization performance plotted against percent of perturbed input documents. 68% confidence intervals (CI) are plotted as error bands.

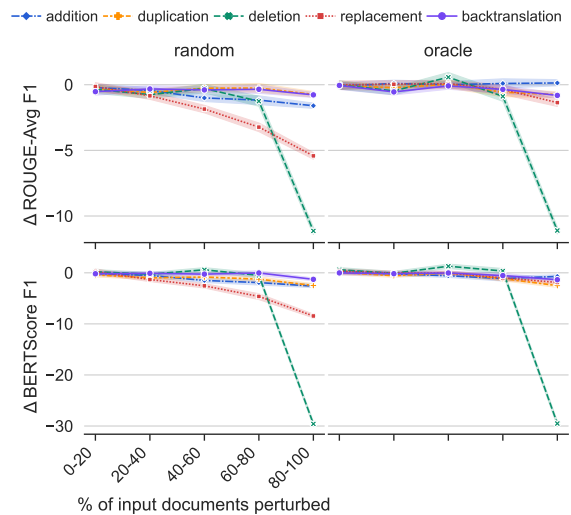


Figure 15: Results of the perturbation experiments on the Cochrane validation set using LED-base. Mean change in summarization performance plotted against percent of perturbed input documents. 68% confidence intervals (CI) are plotted as error bands.