

Topic Modelling with Topological Data Analysis

Ciarán Byrne *

ciaranby@gmail.com

Danijela Horak *

danijela.horak@gmail.com

Amandla Mabona *

akvmabona@gmail.com

Karo Moilanen *

karoheirim@gmail.com

Abstract

Recent unsupervised topic modelling approaches that use clustering techniques on word, token or document embeddings can extract coherent topics. A common limitation of such approaches is that they reveal nothing about inter-topic relationships which are essential in many real-world application domains. We present an unsupervised topic modelling method which harnesses Topological Data Analysis (TDA) to extract a topological skeleton of the manifold upon which contextualised word embeddings lie. We demonstrate that our approach, which performs on par with a recent baseline, is able to construct a network of coherent topics together with meaningful relationships between them.

1 Introduction

Unsupervised topic modelling is a standard technique for making sense of document collections. While traditional approaches such as LDA (Blei et al., 2003) rely on probabilistic models, the field has recently moved towards clustering-based methods in which topic clusters are obtained via document, word or token embeddings (Thompson and Mimno, 2020; Silburt et al., 2021; Angelov, 2020; Grootendorst, 2022). Even though clustering can yield interpretable topics, it typically discards information about relationships between clusters, hence making it harder to interpret clusters in global contexts.

In this work, we approach topic modelling as a task to find regions on a manifold of contextualised word embeddings which reflect a "topic". To this end, we apply Mapper - an algorithm from the field of Topological Data Analysis (TDA). Mapper creates a graph whose topology reflects the shape of the underlying data set and whose nodes represent subsets of data points. In the case of

contextualised word embeddings, we construct a graph where each node is a cluster of tokens (i.e. a "topic"), and where connections between them reflect the topology of the embedding manifold. We use community detection techniques to demonstrate that semantically related topics are connected in the graph.

Our main contributions are the following:

1. We propose and evaluate a new method for topic modelling which learns topics and relationships between them without any restrictions on graph structure. To the best of our knowledge, our work is the first application of TDA Mapper to the task of topic modelling.
2. To the best of our knowledge, we are the first to use stability analysis for Mapper on a real-world data set and problem. Unlike prior approaches which are computationally infeasible on large data sets, we propose a scalable approach using separate stability scores for both the graph topology and the clustering.
3. We define a new stability score via spectral distance between Mapper graphs.
4. We use community detection techniques to automatically identify regions of interest in large Mapper graphs.

2 Related Work

The seminal work on unsupervised topic modelling was Blei et al. 2003 who introduced Latent Dirichlet Allocation (LDA), a Bayesian generative model of documents which assumes that the tokens in a document are drawn from a mixture model whose mixture components are interpreted as topics. Of the many extensions to the classic LDA archetype that have since been proposed, most relevant to our present work are methods to model associations and relationships between topics, and the use

*Work carried out at AIG (American International Group, Inc.)

of neural representations in general and contextualised representations in particular. Correlated topic models (Blei and Lafferty, 2005, 2007) are LDA extensions that attempt to learn the structure of topic associations within a document. The goal of hierarchical topic models (Griffiths et al., 2003; Wang and Blei, 2009; Blei et al., 2010; Ghahramani et al., 2010; Zavitsanos et al., 2011; Ahmed et al., 2013; Paisley et al., 2014) is to learn a tree-structured graph of topics by incorporating hierarchical non-parametric Bayesian priors into traditional topic models.

Several studies have combined topic modelling with neural representations with a view to learn better topics or representations. For example, amortised variational inference with neural variational posteriors (Kingma and Welling, 2014) has been investigated as a means to scale up inference on probabilistic topic models and relax the conjugacy assumptions which are required for tractable inference in traditional topic models (Srivastava and Sutton, 2017). Various variants of such models have focused on neural extensions of correlated (Xun et al., 2017; Liu et al., 2019) and hierarchical (Isonuma et al., 2020) topic models although they all use neural representations in the generative model or variational posterior. Some studies have also incorporated contextualised word embeddings into topic models while still using neural probabilistic generative models (Bianchi et al., 2021b,a; Hoyle et al., 2020).

The prior work most closely related to our proposed method is the joint application of topic modelling and contextualised word embeddings by Thompson and Mimno, 2020, Sia et al., 2020, and Angelov, 2020 who induce topics via vector clustering over word or document embeddings.

Our method differs from LDA and its extensions in that we use TDA rather than probabilistic generative models to induce topics. Correlated topic models and their neural extensions learn a flat topic structure while adding scalar associations, whereas our method induces a topic graph. In contrast to hierarchical topics models and their neural extensions which induce tree-structured topic graphs, our method induces an unrestricted graph. Unlike our method, previous work on inducing topics from contextualised word representations construct a flat topic structure rather than a graph.

Also related to our work is TopoAct (Rathore et al., 2021) which applies Mapper to the analysis

of BERT word embeddings. Our work differs from *ibid.* in that we focus specifically on topic modelling, and we follow a systematic hyperparameter selection process through stability analysis.

3 Proposed Method

The manifold hypothesis states that real-world high-dimensional data lie on a low-dimensional manifold embedded in a high-dimensional space. Topic modelling can be regarded as an endeavour to identify topologically meaningful regions of the word representation manifold which contain homogeneous topics or words. Traditionally, it has been approached as a clustering problem in that the representation manifold is assumed to be a disconnected union of "topic" manifolds. However, such an assumption is clearly limiting and not grounded theoretically. One potential solution involves dimensionality reduction and direct manifold visualisation. Unfortunately, most dimensionality reduction techniques capture only topology within local neighbourhoods, and cannot be relied upon for inference regarding the global topology of the manifold.

Our method of choice to address this problem is TDA Mapper introduced in (Singh et al., 2007) (also referred to as topological data visualisation or topological clustering), a method that yields an approximation of a Reeb graph of a manifold (Munch and Wang, 2016) which captures the topology and shape of the manifold. Reeb graphs are constructed from a manifold in order to learn topological invariants and global structure. Even though they lose some of the original topological structure of the manifold, their low-dimensional invariants (e.g. connected components) remain the same.

3.1 Overview of TDA Mapper

The TDA Mapper algorithm takes as input a set of points and outputs a graph whose vertices are subsets of points, and whose edges are defined between vertices which have a non-empty intersection. The following main steps are typically executed.

1. The data is projected to a lower dimension using a "filter function" (or "lens") f . This can be any standard dimensionality reduction function or even a domain-specific function which captures some interesting property of the data.
2. The projected space is covered with a set of

overlapping subsets $(U_i)_{i \in I}$ where I is an indexing set.

3. Each set U_i is "pulled back" into the original high-dimensional space by taking its preimage $f^{-1}(U_i)$. The points in this "pull-back set" are broken into clusters using a clustering algorithm.
4. A graph is constructed by using each cluster as a vertex and adding an edge between any two clusters that have a non-empty intersection.

3.2 Hyperparameter Tuning for TDA Mapper

Model selection in TDA Mapper is non-trivial, the main reason being the absence of ground truth labels, analogous to what other unsupervised learning algorithms face. One model selection approach suitable for algorithms of this kind which has recently gained traction in TDA is stability analysis (Belchí et al., 2020; Lim and Yu, 2016; Von Luxburg et al., 2010). Rather than configuring clustering parameters up front and then optimising an evaluation metric, stability analysis simply constrains clustering to return structures that are stable under small perturbations of data. For example, let $\mathcal{M}_\theta(D)$ be a certain mathematical structure on a data set D with parameters θ where \mathcal{M}_θ could be clustering, dimensionality reduction, TDA Mapper, or some other unsupervised learning algorithm. If there exists a distance measure to quantify the similarity of the structures $d(\mathcal{M}, \mathcal{M}')$, then we can define the instability of \mathcal{M} for the parameter choice θ as the expected distance between $\mathcal{M}_\theta(D)$ and $\mathcal{M}_\theta(D')$, where D and D' are two data samples obtained by the same data generation process. More precisely,

$$\mathcal{S}(\mathcal{M}_\theta, d) = \frac{2}{n(n-1)} \sum_{i=0}^n \sum_{j=i+1}^n d(\mathcal{M}_\theta(D_i), \mathcal{M}_\theta(D_j))$$

where \mathcal{S} denotes the instability score, and D_i are independent samples from the data set D . Finally, the optimal set of parameters θ for structure \mathcal{M} is chosen from the ones that have a low instability score \mathcal{S} . Note that the instability score should only be used to rule out parameter choices that yield high instability scores; it alone cannot be used for parameter selection as some structures are stable but not necessarily correct. It is crucial to choose a distance function which best embodies the notion

of similarity between mathematical structures \mathcal{M} in order to obtain meaningful results from stability analysis. One such distance function for TDA Mapper graphs was defined and studied in (Belchí et al., 2020). Unfortunately, their numerical matching distance algorithm is prohibitively slow in our use case. We accordingly define two alternative distance metrics to capture two salient properties of Mapper graphs. One is designed to capture similarity amongst graph structures while the other accounts for vertex (or cluster) similarity.

These concepts are defined formally as follows.

Definition 1 Let $\mathcal{M}_\theta(D)$ be a TDA Mapper graph with a vertex set $V = \{C_1, \dots, C_m\}$ where $C_i \subset D$; and an edge set $E = \{(C_i, C_j) \mid C_i \cap C_j \neq \emptyset\}$ where $\theta = (\theta_1, \theta_2, \theta_3)$ are three groups of parameters pertaining to a filter function, cover, and clustering algorithm, respectively.

The stability of Mapper graphs is then assessed with respect to different choices of parameters θ , and the final parameter values are chosen from the most stable regions of the landscape.

We further define two distance metrics on Mapper graphs for stability analysis.

Definition 2 Let \mathcal{M} and \mathcal{M}' be two TDA Mapper graphs with vertices $V = \{C_1, \dots, C_n\}$; $V' = \{C'_1, \dots, C'_m\}$; and edges E and E' , respectively. If $m \neq n$, then empty set padding is added to the smaller vertex set so that $m = n$. The distance

$$d_m(\mathcal{M}, \mathcal{M}') = \min_{\pi} \frac{1}{n} \sum_{i=1}^n |C_i \Delta C'_{\pi i}|$$

where π runs over all permutations of the set $\{1, 2, \dots, n\}$, is called the matching distance and quantifies the similarity of vertices between Mapper graphs.

Definition 3 Let $\Lambda = \{\lambda_1, \lambda_2, \dots, \lambda_n\}$, $\Lambda' = \{\lambda'_1, \lambda'_2, \dots, \lambda'_m\}$ be eigenvalues of the normalised Laplacian defined on Mapper graphs $\mathcal{M} = G(V, E)$ and $\mathcal{M}' = G(V', E')$, respectively. The spectral distance is defined within the distribution of the eigenvalues $\mu = \sum_{\lambda \in \Lambda} p_{\lambda} \delta_{\lambda}$ and $\nu = \sum_{\lambda' \in \Lambda'} p_{\lambda'} \delta_{\lambda'}$ as their 1-Wasserstein distance, i.e.

$$d_s(\mathcal{M}, \mathcal{M}') = \int_{-\infty}^{+\infty} F_{\mu}(t) - F_{\nu}(t) dt$$

where F_{μ} and F_{ν} are CDFs for μ and ν .

The spectral distance quantifies the similarity of graph topologies amongst graphs (Gu et al., 2015). Lastly, let Θ be the search space for parameters θ : Then the stable region of Θ with permissible parameter choices is

$$\Theta_S = \{\theta \in \Theta \mid \mathcal{S}(\mathcal{M}_\theta, d_m) < \varepsilon_m \text{ and } \mathcal{S}(\mathcal{M}_\theta, d_s) < \varepsilon_s\}$$

where ε_m and ε_s are thresholds for distances that are considered "large" and hence unstable.

4 Experiments

4.1 Data

We evaluated the proposed model on two text data sets: *20 Newsgroups*¹ and *AG News*². Descriptions of these data sets are found in the Appendix. We extract contextualised subword embeddings using `bert-base-uncased`³ (Devlin et al., 2019), and use the last layer embeddings. When a document exceeds 512 tokens (cf. the max length for BERT), we simply run the model on each block of 512 tokens. To obtain word embeddings, we take the mean of the subword components. The documents are tokenised using `spacy`⁴, and BERT subword tokens are aligned to `spacy` tokens with `spacy-alignments`⁵.

Although pretrained language models can represent them, we decided to remove rare words on the grounds of lighter compute requirements. Following Thompson and Mimno, 2020, we remove stopwords, skip punctuation and digits, and further remove any tokens which occur in fewer than 5 documents or more than 25% of the documents. This yields a vocabulary with 14829 words for *20 Newsgroups* and 12530 words for *AG News*. Note that we only remove these tokens after word embeddings have been obtained since they are important for downstream representations.

4.2 Methodology

We apply the Mapper algorithm to the resultant data set of contextualised word representations. For our filter function, we use UMAP (Uniform Manifold Approximation and Projection) (McInnes

et al., 2018). We reduce the data down to two dimensions via the default parameters for UMAP’s Python reference implementation⁶.

For clustering, we use HDBSCAN⁷, a density-based clustering algorithm which automatically determines the number of clusters in a set of points (Campello et al., 2013). The main parameter for HDBSCAN is `min_cluster_size`, the smallest number of points that can constitute a cluster, which we set to 15.

4.3 Parameter Selection

Aside from the clustering and filter function, Mapper requires a "cover". We use the "balanced" cover offered by the `giotto-tda`⁸ library - this simply partitions the space into hypercubes but adjusts their sizes so that each cover set contains a similar number of data points.

The cover requires two parameters: (i) the number of intervals or bins and (ii) the percentage overlap. We perform a stability analysis to rule out unstable parameter combinations whose topological features are more likely to be artefacts. For the number of intervals, we experiment with values in the range between 5 and 50 in steps of 5. For the percentage overlap, we try values between 0.1 and 0.3 in increments of 0.05. We subdivide the data sets into 3 samples, each containing two thirds of the embeddings in the entire data set. Each pair of subsamples overlaps by 50%. We run Mapper on each sample subset to generate 3 graphs for each pair of parameters.

We compute an instability score for each parameter set as the average distance between all three graphs. We conduct the stability analysis twice using two separate metrics, namely 1) Matching Distance (Definition 2) to measure clustering stability; and 2) Spectral Graph Distance (Definition 3) to measure stability in the graph structure. Our stability plots are shown in Figures 1, 2, 3, and 4.

Looking at the regions that appear stable under both metrics, we are still left with multiple choices for stable parameters. We further eliminated sets of parameters that had too many topics or nodes (typically due to a high bin size).

We also ruled out some graphs which were highly connected and therefore had uninteresting structure. Ultimately this led us to choose a bin size

¹Via scikit-learn https://scikit-learn.org/stable/datasets/real_world.html#newsgroups-dataset

²Via huggingface https://huggingface.co/datasets/ag_news

³<https://huggingface.co/bert-base-uncased>

⁴`core_web_lg v3.0.0` <https://spacy.io/>

⁵<https://pypi.org/project/spacy-alignments/>

⁶<https://umap-learn.readthedocs.io/en/latest/>

⁷<https://hdbscan.readthedocs.io/en/latest/index.html>

⁸<https://github.com/giotto-ai/giotto-tda>

Average Matching Distance for 20 News

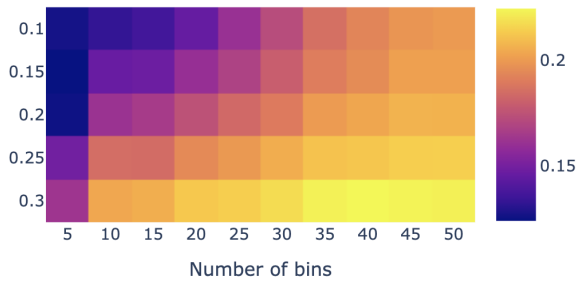


Figure 1: Matching Stability Scores for 20 Newsgroups.

Log Average Spectral Distance for 20 News

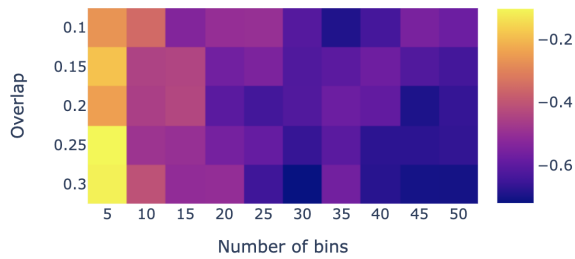


Figure 2: Spectral Stability Scores for 20 Newsgroups.

Average Matching Distance for AG News

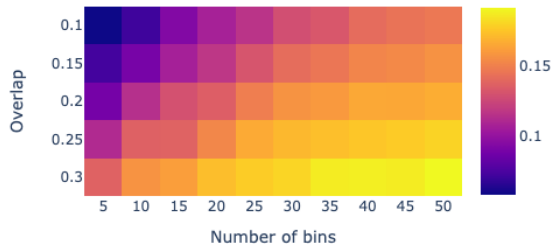


Figure 3: Matching Stability Scores for AG News.

Log Average Spectral Distance for AG News

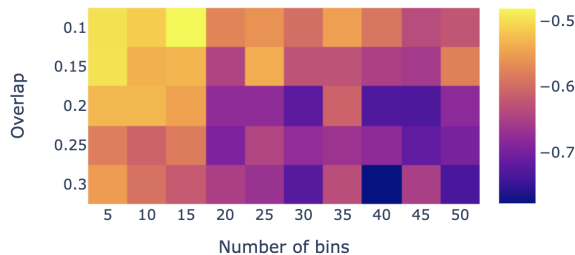


Figure 4: Spectral Stability Scores for AG News.

of 20 for both data sets, and overlaps of 0.1 and 0.3 for 20 *Newsgroups* and *AG News*, respectively.

4.4 Community Detection for Subgraphs

The resulting graphs both had one very large connected component as well as a large number of small components with only one or two nodes. These disconnected nodes contained about 30% of tokens in the 20 *Newsgroups* data set and about 60% of the *AG News* tokens. Since these nodes are disconnected from the primary component of the topological manifold, we treat them essentially as noise and discard them from the rest of our analysis.

Since the graph is large, exploring all areas of it manually is cumbersome. Therefore, we used a community detection algorithm to identify clusters of nodes that are densely connected. We form additional higher-level topics from these clusters by taking the union of all tokens in the nodes in scope. We report metrics at both the node- and at the community-level.

For community detection, we use the label propagation algorithm described in Raghavan et al., 2007 via *iGraph*⁹ which is adapted to consider edge weights (Csardi et al., 2006).

4.5 Baseline

We compare our work with two recent baselines. As a first baseline, we chose Top2Vec¹⁰ (Angelov, 2020), a recent method based on document representations and clustering. Following *ibid.*, we build a Top2Vec model using Doc2Vec document embeddings which we train for 400 epochs with a window size of 15. Secondly, we compare our methods to BERTopic (Grootendorst, 2022), using pretrained Sentence-BERT (SBERT) embeddings. For all other parameters we use the default settings in the BERTopic Python reference implementation¹¹.

4.6 Evaluation Metrics

We use three automated metrics to evaluate our model with respect to topic coherence, diversity, and specificity. It is important to note, however, that automated evaluation of topic coherence is an activate area of research, and that standard evaluation metrics have well-known limitations: in particular, automated measures can detect differences

⁹<https://igraph.org>

¹⁰<https://github.com/ddangelov/Top2Vec>

¹¹<https://github.com/MaartenGr/BERTopic/tree/v0.8>

between topic models in cases where human judgments do not (Hoyle et al., 2021). The primary goal of our work is not to reach greater coherence per se but rather to arrange topics in a meaningful graph structure for which comparisons with baselines through automated measures suffice. In addition to reporting three standard automated evaluation measures, we also inspect some of our topics within some newsgroup categories.

Firstly, we estimate topic coherence by taking the average NPMI (Normalized Pointwise Mutual Information) (Aletras and Stevenson, 2013) between all pairs of words in a given topic. We estimate word probabilities using `wikitext-103-raw-v1`¹² (Merity et al., 2016) as our reference corpus, with a sliding window of 10.

Secondly, we report Mean Word Entropy (MWE) (Thompson and Mimno, 2020) per topic as a measure of topic specificity representing the conditional entropy of a word type given its topic, namely $-\sum P_r(w_i | z) \log P_r(w_i | z)$. There is no clear optimal value for specificity but overly specific topics will have few word types and a low conditional entropy (with a minimum value of 0); conversely, overly broad topics will exhibit high entropy (maximum log of the vocabulary size). Since Top2Vec does not directly output a distribution over words, we use the empirical unigram distribution for all documents assigned to a particular topic.

Thirdly, since it is possible for a topic model to duplicate the same coherent topic many times, we also need a measure of topic diversity. We report the proportion of words that are unique to one topic, p_{unique} , accordingly.

5 Results

Table 1 summarises our coherence, diversity, and specificity results. We can see that we achieve slightly improved coherence for *20 Newsgroups* data set although Top2Vec has slightly higher coherence scores on *AG News*. Including the community detection step significantly reduces topic specificity, as expected. The strong coherence scores after community detection indicate that topics are still coherent even when merged with their neighbours. This demonstrates that the edges in the graph connect topics which are indeed related. For a full list of topics in our graphs, see Supplementary Material.

¹²<https://huggingface.co/datasets/wikitext>

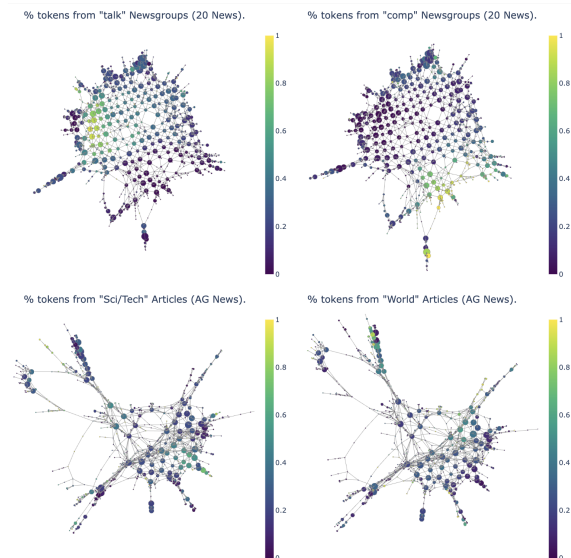


Figure 5: Percentage of tokens with different labels.

5.1 Target Label Analysis

Both data sets have human topic annotations which we use these to visualise the regions of the graph that are associated with particular topics. To do this, we colour the nodes in the graph by the percentage of its tokens that come from a particular category of documents. Figure 5 show these plots for two categories from each data set. We observe that there are regions in the graph which correlate with particular categories. The strength of the correlation varies depending on the category. For *20 Newsgroups*, the effect is very strong for rec, sci, comp, and talk Newsgroups but weak or non-existent for the misc, alt, and soc ones. Likely this just reflects that these are much less frequent labels. For *AG News*, the effect appears to be weaker, meaning that our topic clusters are not as strongly related to the human labels. This is not necessarily a bad thing since the goal of topic modeling is to find unsupervised topic classes. Plots for all categories can be found in the Supplementary Material.

5.2 Part-of-Speech Effects

We run `spaCy` on the entire data set to assign part-of-speech tags to each token, revealing clear regions of the graph corresponding to VERB, NOUN, and ADJ tags (Figures 6 and 7). We do not plot other word classes since they are relatively infrequent in the data set (cf. filtering and preprocessing in Section 4). We make no claim as to whether the observed correlation with part-of-speech tags is beneficial since the exact definition of what constitutes a useful topic is highly task-

Dataset	Model	NPMI	MWE	p_{unique}	Number of Topics
20 NewsGroups	Top2Vec	0.0002	6.99	0.822	126
20 NewsGroups	BERTopic	-0.008	2.21470	0.812	139
20 NewsGroups	Mapper + BERT	0.059	1.651	0.552	931
20 NewsGroups	Mapper + BERT + Community Detection	0.038	2.796	0.844	149
AG News	Top2Vec	0.0394	5.709	0.509	319
AG News	BERTopic	-0.0419	2.179	0.705	648
AG News	Mapper + BERT	0.0372	1.300	0.547	939
AG News	Mapper + BERT + Community Detection	0.021	1.956	0.908	141

Table 1: Evaluation results.

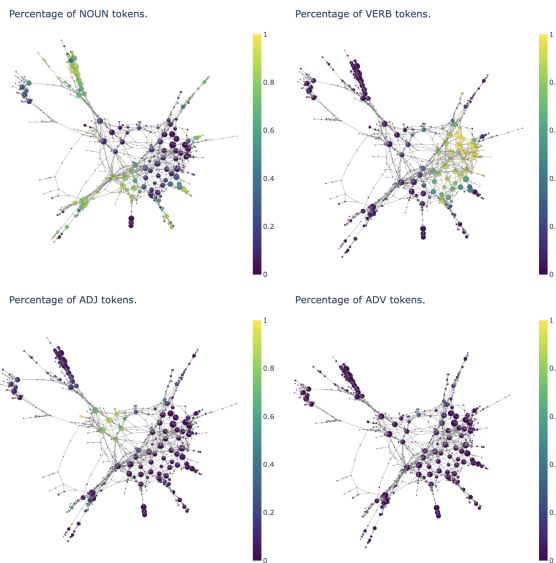


Figure 6: Percentage of tokens per word class for the *AG News* Graph.

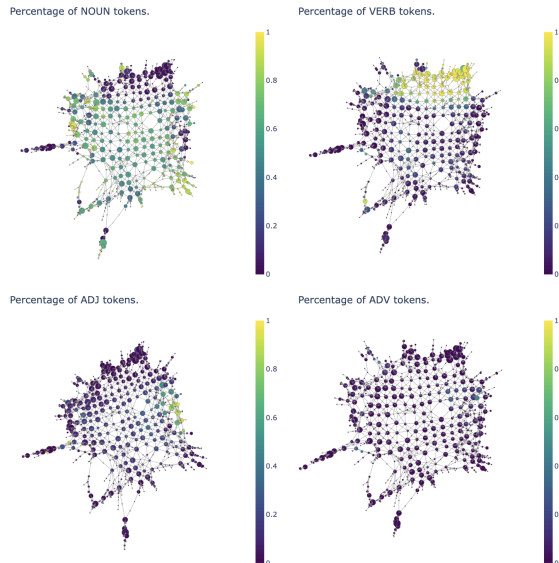


Figure 7: Percentage of tokens per word class for the *20 NewsGroups* Graph.

and domain-dependent. However, our word class clusters could motivate the application of TDA to the recent field of "BERTology" to interpret emergent linguistic structure across Transformer architectures (Rogers et al., 2020; Manning et al., 2020).

5.3 General Qualitative Observations

In this section, we qualitatively evaluate the types of topics that can be extracted with our method. For brevity, we use examples only from the *20 NewsGroups* data set although similar phenomena can be observed in the *AG News* topics which can be found in the Supplementary Materials. Table 2 illustrates sample topic clusters for which we provided a manual category label. The topics in our graph are generally coherent and exhibit appropriate middle-level specificity (not too coarse, not too fine). Our graph discovered unambiguous top-level newsgroup categories, as expected. For example, rows 0-6 represent vanilla topics relevant to computers, space, sports, and religion. A vari-

ety of subtler, more interesting clusters are noteworthy in that they capture a variety of broader, yet coherent lexical senses both para- and syntagmatically. Rows 7-10, for example, denote logic and argumentation, physical damage, law, possibility, and evidence. Some of the topics discovered border on word sense disambiguation which goes beyond typical, predominantly nominal topics (as subject headings). Consider (i) the clear and accurate sense-level distinctions in rows 12-15; (ii) "program(s)" qua computer software (row 1) vs. radio shows (row 24); and (iii) a non-trivial pattern involving clusters made of intra-sense antonyms subsumed under a relevant macrosense category (rows 18-20). Interestingly, we also see higher, discourse-level phenomena such as interjectional (and other) discourse markers and particles (row 21), and general, extralinguistic text structures (rows 22-23).

These patterns indicate that our method is sensitive enough to make non-trivial topic distinctions



Figure 8: Subgraph from *AG News* relating to the film industry.



Figure 9: Subgraph from *20 Newsgroups* relating to the conflict in the Middle East.

at multiple levels concurrently.

5.4 Topic Subgraphs

Topics extracted via community detection on the Mapper graph can be used to further probe and contextualise any individual topic by examining the subgraph to which it corresponds. Figures 8 & 9 show a subgraph from each of the two data sets. For example, Figure 9 visualises aspects of the Middle East conflict as discussed in the *20 Newsgroups* data sets - these include people, locations, and ethnicity as well as historical, racial, religious, geopolitical, and military themes. Figure 8 shows different topics pertaining to the film industry extracted from *AG News*.

6 Conclusion

We propose an unsupervised topic modelling method which leverages topological data analysis (TDA) to extract a semantic topic graph from a large unstructured document collection. Our experimental results demonstrate that our method is able to detect topics on par with a recent baseline while also exposing meaningful inter-topic relationships towards deeper topic interpretation. Our experiments to date motivate future work involving TDA to develop, for example, interactive visualisation tools for exploring rich relational topic graphs, and to study the interface between topological and linguistic properties of topics.

7 Limitations

Our method makes use of pretrained language models to extract contextualised word representations. Thus we can introduce biases from the pretraining data set. Often these data sets, undergo little or no curation meaning the biases can be harmful or unwanted. See (Bender et al., 2021) for a discussion. This differs from traditional probabilistic topic models which only depend on the data set that is being explored.

Another limitation of our approach is the number of different hyperparameters required. Our stability analysis approach does not uniquely determine them all, and some heuristic selection was still necessary. Further analysis of the interaction between clustering, UMAP, and cover parameters is an important direction for future work.

The connections in our graph represent the topology of the manifold of BERT embeddings. While we have demonstrated that these connections capture a general notion of "relatedness", we cannot necessarily interpret them as semantic relations. Further exploration of the graph's edges will be necessary in order to understand what types of interpretable relations can be captured.

References

Amr Ahmed, Liangjie Hong, and Alexander Smola. 2013. [Nested chinese restaurant franchise process: Applications to user tracking and document modeling.](#)

#	Category Name	Topic Words
0	computer software	window, program, file, application, programs, toolkit, files, swap, system, software
1	computer hardware	server, memory, drivers, hardware, system, binaries, disk, files, platforms, keyboard
2	data	image, images, fonts, line, data, support, value, text, lines, colors
3	planets	earth, mars, planet, planetary, jupiter, mercury, galaxy, pluto, venus, uranus
4	space	lunar, surface, earth, moon, space, mars, propulsion, planetary, orbit, astronomy
5	sports	rangers, bruins, wings, pens, leafs, cubs, devils, sox, flyers, hawks
6	religion	beliefs, teachings, doctrines, convictions, religions
7	physical damage	scratches, chips, cracks, cuts, crack
8	logic/argumentation	fallacy, ergo, post, hoc
9	law	court, legal, trial, lawyer, lawyers, supreme, legally, legalization, trials, attorney
10	possibility	chance, chances, opportunity, odds, probability, likelihood, possibility, possibilities
11	evidentiality/factuality	idea, evidence, obviously, based, test, opinion, opinions, apparently, research, advice
12	dependence	depends, depend, hinges, rests
13	memory	remember, recall, recalled
14	perception/copulas	looks, like, look, looked, looking, feels, sounded, appear
15	persuasion	convince, convinced, persuade
16	time periods	years, year, months, days, week, weeks, month, day, hours, time
17	temporal order	second, 2nd, 1st, secondly, coming, 3rd, fourth, firstly, 4th, later
18	public-private	private, public, privately
19	agreement-disagreement	agree, disagree, agreed, agreeing, agreement, agrees
20	substitution	alternative, alternatives, conventional, alternate, substitutes, traditional
21	discourse particles	yup, needless, oops, gosh, sheesh, darn, yea, geez, ahh, ditto
22	text/thread structure	question, list, questions, answer, response, reply, answers, respond, responses, replies
23	text structure	volume, page, vol, pages, ii, chapter, book, number
24	radio broadcasting	radio, coverage, broadcast, station, kdka, shown, program, announcer, shows, broadcasts

Table 2: Example topics from 20 Newsgroups with manually-assigned category names.

- In *International Conference on Machine Learning*, pages 1426–1434. PMLR.
- Nikolaos Aletras and Mark Stevenson. 2013. [Evaluating topic coherence using distributional semantics](#). In *Proceedings of the 10th International Conference on Computational Semantics (IWCS 2013) – Long Papers*, pages 13–22.
- Dimo Angelov. 2020. Top2vec: Distributed representations of topics. *arXiv preprint arXiv:2008.09470*.
- Francisco Belchí, Jacek Brodzki, Matthew Burfitt, and Mahesan Niranjan. 2020. A numerical measure of the instability of mapper-type algorithms. *The Journal of Machine Learning Research*, 21(1):8347–8391.
- Emily M Bender, Timnit Gebru, Angelina McMillan-Major, and Shmargaret Shmitchell. 2021. [On the dangers of stochastic parrots: Can language models be too big?](#). In *Proceedings of the 2021 ACM Conference on Fairness, Accountability, and Transparency*, pages 610–623.
- Federico Bianchi, Silvia Terragni, and Dirk Hovy. 2021a. [Pre-training is a hot topic: Contextualized document embeddings improve topic coherence](#). In *Proceedings of the 59th Annual Meeting of the Association for Computational Linguistics and the 11th International Joint Conference on Natural Language Processing (Volume 2: Short Papers)*, pages 759–766. Online. Association for Computational Linguistics.
- Federico Bianchi, Silvia Terragni, Dirk Hovy, Debora Nozza, and Elisabetta Fersini. 2021b. [Cross-lingual contextualized topic models with zero-shot learning](#). In *Proceedings of the 16th Conference of the European Chapter of the Association for Computational Linguistics: Main Volume*, pages 1676–1683. Online. Association for Computational Linguistics.
- David Blei and John Lafferty. 2005. Correlated topic models. *Advances in neural information processing systems*, 18:147.
- David M Blei, Thomas L Griffiths, and Michael I Jordan. 2010. [The nested chinese restaurant process and bayesian nonparametric inference of topic hierarchies](#). *Journal of the ACM (JACM)*, 57(2):1–30.
- David M Blei and John D Lafferty. 2007. [A correlated topic model of science](#). *The annals of applied statistics*, 1(1):17–35.
- David M Blei, Andrew Y Ng, and Michael I Jordan. 2003. [Latent dirichlet allocation](#). *Journal of machine Learning research*, 3(Jan):993–1022.
- Ricardo JGB Campello, Davoud Moulavi, and Jörg Sander. 2013. Density-based clustering based on hierarchical density estimates. In *Pacific-Asia conference on knowledge discovery and data mining*, pages 160–172. Springer.
- Gabor Csardi, Tamas Nepusz, et al. 2006. The igraph software package for complex network research. *InterJournal, complex systems*, 1695(5):1–9.

- Jacob Devlin, Ming-Wei Chang, Kenton Lee, and Kristina Toutanova. 2019. [BERT: Pre-training of deep bidirectional transformers for language understanding](#). In *Proceedings of the 2019 Conference of the North American Chapter of the Association for Computational Linguistics: Human Language Technologies, Volume 1 (Long and Short Papers)*, pages 4171–4186, Minneapolis, Minnesota. Association for Computational Linguistics.
- Zoubin Ghahramani, Michael Jordan, and Ryan P Adams. 2010. Tree-structured stick breaking for hierarchical data. *Advances in neural information processing systems*, 23.
- Thomas Griffiths, Michael Jordan, Joshua Tenenbaum, and David Blei. 2003. Hierarchical topic models and the nested chinese restaurant process. *Advances in neural information processing systems*, 16.
- Maarten Grootendorst. 2022. Bertopic: Neural topic modeling with a class-based tf-idf procedure. *arXiv preprint arXiv:2203.05794*.
- Jiao Gu, Bobo Hua, and Shiping Liu. 2015. Spectral distances on graphs. *Discrete Applied Mathematics*, 190:56–74.
- Alexander Hoyle, Pranav Goel, Andrew Hian-Cheong, Denis Peskov, Jordan Boyd-Graber, and Philip Resnik. 2021. Is automated topic model evaluation broken? the incoherence of coherence. *Advances in Neural Information Processing Systems*, 34:2018–2033.
- Alexander Hoyle, Pranav Goel, and Philip Resnik. 2020. Improving neural topic models using knowledge distillation. In *Proceedings of the 2020 Conference on Empirical Methods in Natural Language Processing (EMNLP)*, pages 1752–1771, Online. Association for Computational Linguistics.
- Masaru Isonuma, Junichiro Mori, Danushka Bollegala, and Ichiro Sakata. 2020. Tree-structured neural topic model. In *Proceedings of the 58th Annual Meeting of the Association for Computational Linguistics*, pages 800–806.
- Diederik P Kingma and Max Welling. 2014. Auto-encoding variational bayes. In *2nd International Conference on Learning Representations*.
- Chinghway Lim and Bin Yu. 2016. Estimation stability with cross-validation (escv). *Journal of Computational and Graphical Statistics*, 25(2):464–492.
- Luyang Liu, Heyan Huang, Yang Gao, Yongfeng Zhang, and Xiaochi Wei. 2019. Neural variational correlated topic modeling. In *The World Wide Web Conference*, pages 1142–1152.
- Christopher D Manning, Kevin Clark, John Hewitt, Urvasi Khandelwal, and Omer Levy. 2020. Emergent linguistic structure in artificial neural networks trained by self-supervision. *Proceedings of the National Academy of Sciences*, 117(48):30046–30054.
- Leland McInnes, John Healy, and James Melville. 2018. Umap: Uniform manifold approximation and projection for dimension reduction. *arXiv preprint arXiv:1802.03426*.
- Stephen Merity, Caiming Xiong, James Bradbury, and Richard Socher. 2016. Pointer sentinel mixture models. *arXiv preprint arXiv:1609.07843*.
- Elizabeth Munch and Bei Wang. 2016. [Convergence between Categorical Representations of Reeb Space and Mapper](#). In *32nd International Symposium on Computational Geometry (SoCG 2016)*, volume 51 of *Leibniz International Proceedings in Informatics (LIPIcs)*, pages 53:1–53:16, Dagstuhl, Germany. Schloss Dagstuhl–Leibniz-Zentrum fuer Informatik.
- John Paisley, Chong Wang, David M Blei, and Michael I Jordan. 2014. Nested hierarchical dirichlet processes. *IEEE transactions on pattern analysis and machine intelligence*, 37(2):256–270.
- Usha Nandini Raghavan, Réka Albert, and Soundar Kumara. 2007. Near linear time algorithm to detect community structures in large-scale networks. *Physical review E*, 76(3):036106.
- Archit Rathore, Nithin Chalapathi, Sourabh Palande, and Bei Wang. 2021. Topoact: Visually exploring the shape of activations in deep learning. In *Computer Graphics Forum*, volume 40, pages 382–397. Wiley Online Library.
- Anna Rogers, Olga Kovaleva, and Anna Rumshisky. 2020. A primer in bertology: What we know about how bert works. *Transactions of the Association for Computational Linguistics*, 8:842–866.
- Suzanna Sia, Ayush Dalmia, and Sabrina J. Mielke. 2020. [Tired of topic models? clusters of pretrained word embeddings make for fast and good topics too!](#) In *Proceedings of the 2020 Conference on Empirical Methods in Natural Language Processing (EMNLP)*, pages 1728–1736, Online. Association for Computational Linguistics.
- Ari Silburt, Anja Subasic, Evan Thompson, Carmeline Dsilva, and Tarec Fares. 2021. Fanatic: Fast noise-aware topic clustering. In *Findings of the Association for Computational Linguistics: EMNLP 2021*, pages 650–663.
- Gurjeet Singh, Facundo Mémoli, Gunnar E Carlsson, et al. 2007. Topological methods for the analysis of high dimensional data sets and 3d object recognition. *PBG@ Eurographics*, 2.
- Akash Srivastava and Charles Sutton. 2017. [Autoencoding variational inference for topic models](#). In *International Conference on Learning Representations*.
- Laure Thompson and David Mimno. 2020. Topic modeling with contextualized word representation clusters. *arXiv preprint arXiv:2010.12626*.

Ulrike Von Luxburg et al. 2010. Clustering stability: an overview. *Foundations and Trends® in Machine Learning*, 2(3):235–274.

Chong Wang and David Blei. 2009. Variational inference for the nested chinese restaurant process. *Advances in Neural Information Processing Systems*, 22.

Guangxu Xun, Yaliang Li, Wayne Xin Zhao, Jing Gao, and Aidong Zhang. 2017. A correlated topic model using word embeddings. In *IJCAI*, volume 17, pages 4207–4213.

Elias Zavitsanos, Georgios Paliouras, and George A Vouros. 2011. Non-parametric estimation of topic hierarchies from texts with hierarchical dirichlet processes. *Journal of Machine Learning Research*, 12(10).

A Data

The *20 Newsgroups* data set contains 18846 English language posts categorised into thematic newsgroups. We use the standard train-test split. Table 3 summarises per-category document frequencies in the training set. We remove email addresses, headers, and subject lines.

The *AG News* data set is constructed by assembling titles and description fields of news articles from four classes: "World", "Sports", "Business", and "Sci/Tech". Since the data set is large we randomly select 30000 articles resulting in the category frequencies in Table 4.

B All Detected Topics

Tables 5, 6 and 7 show all topics from the *20 Newsgroup* data set and Tables 8, 9 and 10 show all topics from the *AG News* data set.

C Target Label Analysis

C.1 20 Newsgroups Target Label Graphs

Figures 10 - 16 show the regions of the graph associated with particular newsgroups. Figure 17 shows the entropy of the distribution of newsgroup tokens for particular nodes. This is used as a measure of "diversity" - nodes with high entropy will have tokens that come uniformly from all newsgroup categories.

C.2 AG News Target Label Graphs

Figures 18 - 21 show the regions of the graph associated with particular news categories. Figure 22 shows the entropy of the distribution of target labels.

20 Newsgroups Category	# Documents
alt.atheism	480
comp.graphics	584
comp.os.ms-windows.misc	591
comp.sys.ibm.pc.hardware	590
comp.sys.mac.hardware	578
comp.windows.x	593
misc.forsale	585
rec.autos	594
rec.motorcycles	598
rec.sport.baseball	597
rec.sport.hockey	600
sci.crypt	595
sci.electronics	591
sci.med	594
sci.space	593
soc.religion.christian	599
talk.politics.guns	546
talk.politics.mideast	564
talk.politics.misc	465
talk.religion.misc	377

Table 3: Distribution of the *20 Newsgroups* training set.

AG News Category	# Documents
Business	2477
Sci/Tech	2662
Sports	2338
World	2523

Table 4: Distribution of the *AG News* training set.

Percentage of tokens from talk

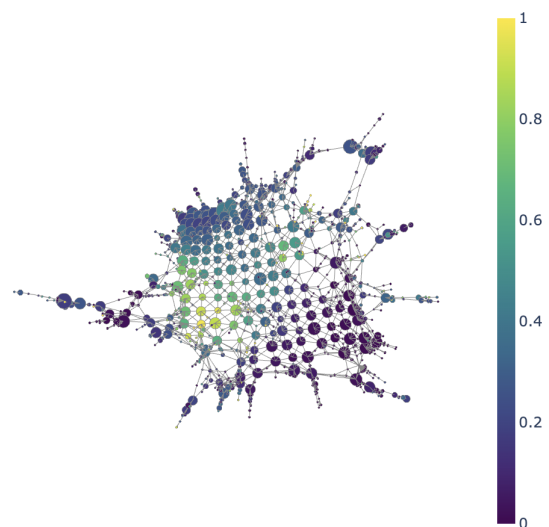


Figure 10: Percentage of tokens from the *talk* newsgroup.

1	witnesses, testimony, witness, testify
2	dr., j., a., c., m., r., s., d., l., e.
3	air, force, base, command
4	z, z.
5	earth, mars, planet, planetary, jupiter, mercury, galaxy, pluto, venus, uranus
6	transactions, transaction, payments
7	remember, recall, recalled
8	option, options, choices
9	flight, aircraft, aviation, planes, plane, airplane, aerospace, pilots, pilot, airplanes
10	lunar, surface, earth, moon, space, mars, propulsion, planetary, orbit, astronomy
11	team, hockey, season, league, year, teams, nhl, playoffs, division, cup
12	vision, sight
13	private, public, privately
14	medicine, drug, drugs, medical, treatment, treat, imaging, treating, cure, therapy
15	arena, facility, gm
16	copy, copies, duplicate
17	question, list, questions, answer, response, reply, answers, respond, responses, replies
18	space, spaces, room
19	muhammad, prophet, saw, mohammed, prophets, mohammad
20	convince, convinced, persuade
21	san, los, jose, angeles, bay, tampa, baltimore, boston, detroit, milwaukee
22	young, people
23	physics, chemistry, mechanics, quantum, chemist, chemists, mathematics, elementary, problems, energy
24	gun, guns, weapons, firearms, weapon, arms, bear, semi, automatic, rocket
25	power, supply, energy, electric, electricity, supplies, powered, source, fossil, charge
26	billboard, sign, billboards, signs
27	level, grade
28	said, need, tell, says, thought, like, saying, told, know, understand
29	help, assist
30	beliefs, teachings, doctrines, convictions, religions
31	volume, page, vol, pages, ii, chapter, book, number
32	m,km
33	system, computer, phone, systems, pc, device, technology, devices, phones, unit
34	court, legal, trial, lawyer, lawyers, supreme, legally, legalization, trials, attorney
35	jews, armenian, armenians, turkish, military, people, population, israel, army, town
36	radio, coverage, broadcast, station, kdka, shown, program, announcer, shows, broadcasts
37	looks, like, look, looked, looking, feels, sounded, appear
38	david, john, robert, jim, mike, steve, michael, dave, jon, regards
39	god, control, bible, life, law, christ, lord, church, power, jesus
40	effective, clever
41	reactor, plants, plant, reactors, pile, facilities, stations, station
42	archive, archives, directory
43	order, ordered, orders, ordering, prepare, national
44	new, california, york, washington, detroit, city, san, pittsburgh, germany, chicago
45	got, happened, happen, finally, started, spend, came, going, happy, happening
46	want, like, wanted, wants, wish, need, prefer, enjoy, love, liked
47	history, bill, package, tax, meeting, health, stimulus, money, funds, care
48	killed, jesus, women, dead, children, people, death, body, woman, family
49	set, model, version, size, algorithm, parts, design, manual, models, manuals

Table 5: 20 Newsgroups Topics (0-49).

50	home, rest, team, average, defense, game, games, flyers, players, hand
51	fuel, motors, fossil
52	agree, disagree, agreed, agreeing, agreement, agrees
53	ask, asked, forget, talking, print, appears, feel, asking, remember, wrote
54	years, year, months, days, week, weeks, month, day, hours, time
55	games, programs, titles, players, arcade
56	things, bad, human, humans, evil, beings, mankind, humanity, morals, humankind
57	info, section, sections
58	know, believe, little, mean, means, bit, knows, posted, sure, meant
59	public, key, private, secret, shared
60	buy, sell, bought, shipping, buying, selling, sold, ride, riding, purchase
61	play, win, children, women, wife, playing, played, doctor, second, son
62	chance, chances, opportunity, odds, probability, likelihood, possibility, possibilities
63	life, disease, pain, right, syndrome, lie, risk, lives, eternal, physical
64	game, games, health, defense, play, goal, puck, win, stats, period
65	avoid, protect, help, making, continue, cause, prevent, increase, stop, support
66	country, government, area, state, south, vote, community, russia, leaders, island
67	good, great, simple, better, big, similar, excellent, interesting, free, results
68	entry, encryption, information, send, message, system, data, access, privacy, containing
69	program, future, non, programs, conference, project, held, insurance, budget, license
70	speed, code, support, rate, programs, performance, technical, rates, resolution, capability
71	rangers, bruins, wings, pens, leafs, cubs, devils, sox, flyers, hawks
72	tried, turn, carry, removed, taking, break, stop, getting, save, remain
73	find, read, looking, look, run, found, try, check, reading, exist
74	went, live, came, going, away, took, come, living, gone, lived
75	day, later, half, year, night, police, morning, minutes, citizens, weekend
76	point, effect, stupid, theory, possible, completely, necessary, effects, correct, dangerous
77	manufacturers, manufacturer, store, shop, sales, catalog, stores, vendors, factory, makers
78	company, companies, businesses, corporations, manufacturers, manufactures, firms, department, maker, makers
79	use, change, changed, designed, build, add, support, considered, need, directly
80	second, 2nd, 1st, secondly, coming, 3rd, fourth, firstly, 4th, later
81	information, info, details, specifics, additional, contributions, background, complete, detailed, application
82	purpose, evidence, probably, actions, lack, goal, related, possibility, action, true
83	address, sound, bios, noise, rom, controller, speaker, system, speed, stereo
84	right, rights, money, difference, economic, political, dollars, morality, nuclear, differences
85	man, men, male, female, males, fellow, gentlemen, gentleman
86	available, number, standard, access, level, included, text, section, letter, standards
87	problem, study, good, information, story, meaning, entire, better, report, approach
88	believe, makes, includes, uses, think, expect, consider, suggest, talk, explain
89	involved, nature, power, attempt, relationship, law, presence, action, faith, effort
90	seen, heard, running, come, having, saw, getting, start, called, occurs
91	time, government, point, times, period, early, century, beginning, hot, cold
92	group, government, groups, news, public, organization, place, yes, service, area
93	new, situation, cases, different, rules, final, future, secret, situations, entries
94	outside, inside, near, close, good, closer, excellent, missing, fair, past
95	command, commands, shell, line, controls, result, instructions
96	image, images, fonts, line, data, support, value, text, lines, colors
97	important, common, strong, limited, little, possible, value, main, step, major
98	idea, evidence, obviously, based, test, opinion, opinions, apparently, research, advice
99	war, world, ii, ww1, ww2, ww, battle, combat, campaign, defense
100	window, program, file, application, programs, toolkit, files, swap, system, software

Table 6: 20 Newsgroups Topics 50-100.

101	president, old, end, previous, administration, older, house, early, earlier, prior
102	book, small, article, better, high, large, low, long, books, extra
103	list, article, posting, launch, information, space, use, read, post, rules
104	x, widget, windows, motif, bit, hard, mac, drives, disk, pc
105	people, militia, person, war, tobacco, use, americans, military, today, users
106	key, built, fonts, bit, based, chip, bits, keys, version, number
107	package, tools, tool, kit, utility, facility
108	people, vat, believe, food, christian, atheists, law, life, religious, world
109	kit, family, include, software, scientific, association, spectrum, functions, moscow, set
110	argument, job, work, statement, discussion, upgrade, choice, clear, position, claim
111	server, memory, drivers, hardware, system, binaries, disk, files, platforms, keyboard
112	like, road, surrender, answer, roads, unlike, street, highway, traffic, film
113	alternative, alternatives, conventional, alternate, substitutes, traditional
114	best, april, original, clipper, btw, february, clinton, june, march, george
115	nist, comp.sources.misc
116	available, version, algorithm, runs, attack, written, cryptography, found, included, cipher
117	accept, recognize, reject, interpret, ignore, comprehend, embrace, understand, acknowledge, accepted
118	cable, wire, wires, tube, plug, filter, panel, cables, eff, chain
119	radio, stereo, pub, antenna, receiver, amateur, transmitter, receivers, series, microphone
120	end, profile
121	anonymous, x, usenet, archive, available, newsgroup, space, sites, file, ground
122	including, especially, general, addition, modern, furthermore, fact, particularly, initial, junk
123	inference, conclusion, t, valid, premises, true, proposition, arrived, basis, phrases
124	colormap, bitmap, defaults, binaries, truecolor, tasking, app, multitasking, application, hardcopy
125	use, work, apply, mentioned, compare, working, fit, applies, vary, rely
126	number, line, numbers, set, lines, names, wiretap, position, processing, sets
127	therapies, allergies, allergy, endometriosis, recurrence, recurrent, incurable
128	box, miles, case, tv, installed, mileage, drive, imho, driving, install
129	date, dates, time, stamp, memory, rec, times
130	workstation, workstations, toolkit, toolkits, assembler, menus, emulator, defaults, emulation, emulators
131	fallacy, ergo, post, hoc
132	scratches, chips, cracks, cuts, crack
133	yup, needless, oops, gosh, sheesh, darn, yea, geez, ahh, ditto
134	connect, connected, hook, attach, mount, link, hooking, mounted, mounting, interface
135	x, p, s, char, return, file, o, 0.0, break, case
136	manager, package, kit, packages, managers, viewer, module, kits, bundle, launcher
137	x, ftp, single, pub, scsi, x11, motif, contrib, drive, xt
138	assuming, assume, suppose, provided, guessing, providing, imagine
139	faq, newsgroup, double, newsgroups, connection, cycle, logo, compuserve, faqs, nist
140	depends, depend, hinges, rests
141	x, source, file, char, int, inc., bbs, adapter, sources, output
142	plots, charts

Table 7: 20 Newsgroups Topics 101-142.

0	new, update, nhl, olympics, pakistan, report, nasa, court, red, american
1	39;s, 39;t, 39;re, 39;ve, 39;ll, 39;m, 146;s, 39;d, 39;a, 39;06
2	says, wins, shows, sees, warns, finds, calls, reports, leads, expect
3	strong, big, key, major, higher, high, good, small, lower, controversial
4	region, plant, local, fans, commercial, station, building, private, regional, center
5	company, group, price, firm, people, officials, companies, leader, states, groups
6	return, face, work, find, try, play, discuss, seek, download, developed
7	hopes, investigation, efforts, forecast, claims, concerns, way, probe, fears, battle
8	set, expected, likely, hit, upcoming, apparently, alleged, suspected, possible, allegedly
9	plans, rise, drop, fall, plan, rises, buys, higher, wins, decline
10	sell, buy, use, sale, sold, selling, bid, offer, update, help
11	left, helped, ended, leaving, led, end, leave, raised, caused, boosted
12	said, announced, warned, found, released, reported, called, told, unveiled, visit
13	record, costs, cost, orders, high, fastest, records, fees, breaking, time
14	near, closer, close, nearing, nearer, approaching, reaching, nearly, nears, halfway
15	fell, rose, dropped, surged, climbed, edged, jumped, declined, grew, slowed
16	-wsj, nok, wtc, wsj, doj, vna, ws, kvs, msft, aapl
17	nortel, ivan, banknorth, novell, schwab, citigroup, frances, bomb, amp;t, wpp
18	funds, spending, money, fund, spend, finances, spent, dollars, consumption, raising
19	report, final, attack, data, attacks, number, study, time, information, reports
20	little, bit, touch
21	jobless, job, productivity, layoffs, unemployment, employment
22	government, minister, president, prime, ministers, state, ministry, leader, cabinet, general
23	water, air, supplies, production, supply, output, pool, sea, coast, aircraft
24	software, heart, devices, equipment, products, product, device, computers, electronics, telescope
25	highly, eagerly, widely, hotly, high
26	old, elderly, aging, older, original, frail, seniors, younger, aged
27	agreed, won, win, beat, winning, vote, signed, filed, wants, reached
28	system, systems, vote, standards, rules, law, ruling, decision, president, rule
29	trying, ready, hoping, planning, poised, preparing, seeking, discuss, looking, considering
30	early, previous, late, earlier, previously, later, mid, initial, originally, initially
31	pay, payment, paid, paying, cover, charge, payout, account, satisfy, fully
32	events, event, crisis, stage, drama, occurrences, accident, incidents, incident, scenes
33	veterans, veteran, moment, retired, moments, guru, hero, heroes, icon, personalities
34	nearly, future, term, alleged, points, current, suspected, passes, pass, upcoming
35	applications, application, apps, app, clients, service
36	campaign, candidate, race, candidates, campaigns, campaigning, nominee, challenger, nomination, rival
37	signs, jewelry, lights, directions, instructions, lighting, guidance
38	lawsuit, case, suit, lawsuits, appeal, claim, proceedings, cases, litigation, suits
39	people, residents, person, individuals, individual, persons, everybody, ones, somebody
40	talks, deal, contract, agreement, negotiations, merger, solution, pact, deals, dialogue
41	performance, level, value, levels, benchmark, fate, ceiling, fortunes, legacy, showing
42	video, hollywood, images, movie, film, image, studio, movies, cameras, pictures
43	calls, message, messages, letter, messaging, calling, book, books, writers, dial
44	site, sites, web, website, blog, blogs, pages, page, portal, websites
45	service, services, hosted, portal, connect
46	multiple, different, cheap
47	national, nationwide, nationally, statewide, wide
48	health, surgery, hospital, care, medical, doctors, hospitals, pharmacy, bypass, doctor
49	changes, reforms, slowdown, reform, change, pullback, bounce, revisions, swing, adjustments

Table 8: AG News Topics (0-49).

50	watchdog, blog, execs, surfers, gamers, exec, blogs, players, readers, insiders
51	messagelabs, logiclibrary, tagmastore, sugarcrm, lindows
52	judge, judges, jury, court, judicial, justice
53	science, scientific, technology
54	step, turn, breakthrough, development, leap, forward, voyage, ride, push, steps
55	carrying, delivering, bringing, taking, returning
56	orbiting, circling, nearby, atmosphere, distant, distance, orbit, moving, located, closest
57	crash, crashes, accident, disaster, collision, speed, disasters, coincidence, incident, catastrophe
58	largest, biggest, populous, busiest, specializing, leading, dominant, premier, strongest
59	kidnapped, released, freed, abducted, release, free, captured, holding, held, seized
60	red, blue, busy, green, yellow, colored, black
61	lot, plenty, couple, lots
62	demands, request, appeal, demand, calls, plea, appeals, petition, motion, requests
63	decision, ruling, ruled, order, judgment, rule, found, finding, opinion, verdict
64	catch, overfished, catches, landing, catching, caught, poaching, swimming
65	way, ways, means, method, form, manner
66	exploded, fired, fire, set, gunfire, mortar, detonated, barrage, opened, ablaze
67	near, outside, close, inside, bordering, round, neighboring
68	lead, race, chase, edge, margin
69	businessman, millionaire, mogul, tycoon, billionaire, financier, magnate, stockbroker, baron, wealthy
70	tv, televisions, box, boxes, ipods, plastic, clearance, sets, bottles, tv
71	access, connections, support, connection, connectivity, links, penetration, options, coverage, capabilities
72	radical, militant, uprising, insurgency, leftist, guerrilla, renegade, conservative, rebellion, moderate
73	plot, conspiracy, scheme, attempt, plan, deception, plots
74	venture, joint, relations, cooperation, ties, jointly, cooperate, co, links, exchanges
75	iraqis, venezuelans, saudis, mexicans, kurdish, iraqi
76	statement, announcement
77	violence, crisis, unrest, bloodshed, tensions, riots, tension, conflict, situation
78	protest, meeting, rally, protests, conference, meetings, march, ties, forum, working
79	power, energy, electricity, electric, dam, hydroelectric, utility, hydro, utilities, light
80	budget
81	illegal, illegally, improper, smuggling, trafficking, smugglers, improperly, unauthorized, shipping, allegedly
82	settle, settled, resolve, settling, answer
83	color="#666666">-the, color="#666666">-washingtonpost.com, color="#666666">-ap, color="#666666">-leslie, border="0"><a, ibmpseries:sz=1x1;ord=200301151450
84	exercise, weight, fat, endurance, sportsmanship, activity
85	interim, outgoing, acting, suspended
86	cause, causes
87	certain, select, handful, multiple, selected
88	microprocessor, mainframe, microprocessors, workstation, mainframes, microchip, workstations, subsystem, oss, microchips
89	missed, failing, failed, missing, miss, passing, passed, fail, undergo, required
90	kindelan, tellabs, uair.o, uair, taxus, tass, candrea, biz, cert, rsquo;s
91	violation, violating, breach, violate, violated, violates, breaching, breaking, violations, broke
92	vulnerable, exposed, infected, compromised, resistant
93	slow, stem, prevent, discourage, fight
94	lead, leading, help, lift, helping, led, guide, sent, giving, rally
95	victory, win, loss, defeat, rout, triumph, wins, winning, victories, defeats
96	victory, win, decision, wins, triumph, won, success, decisions, winner, victories
97	beat, sweep, rout, defeat, clobber, edge, stop, trip, lead, nudge
98	trojans, hokies, wolverines, bcs, seminoles, buckeyes, boilermakers, bucs, fsu, techs
99	test, tests, sample, checks

Table 9: AG News Topics (50-99).

100	scored, goal, goals, scoring, score, header, strike, kick, struck, shot
101	race, horse, racing, driver, stakes, test, jockey, car, casino, races
102	birdies, birdie, putt, cut, putting, bogey, shots, birdied, straight, putter
103	armed, extremists, men, masked, angry, based, heavily, mobs, mob, extra
104	kills, wounds, hits, destroys, destroyed, shoots, strikes
105	sign, reminder, symbol, signal, indication, warning
106	clashed, battled, fought, battle, engaged, confronted
107	celebrate, response, responding, mark, marking, commemorate, celebrating, remember, remembered, mourned
108	sign, signed, placed, contract, released, activated, release, cut, recalled, signing
109	hole, tee, cut, green
110	intelligence, data
111	led, backed, sponsored, supported, allied, sanctioned
112	powerful, heavy, strong, high, ferocious, torrential, fierce, deadly, devastating, monstrous
113	killed, kill, shot, dead, claimed, fire, assassinate, shoot, execute, fired
114	operation, operations, activities, act, activity, actions, acts, work
115	cut, eliminate, slash, reduce, slashed, lower, cutting
116	details, advanced, late, stage, preliminary
117	sound, hear, noise, heard
118	quot;the, quot;i, quot;a, quot;we, quot;this, quot;it, quot;no, quot;r, quot;he, quot;one
119	history, modern
120	fullquote.aspx?ticker
121	opened, opening, open, launch, conduct, closed, began
122	ran, threw, scored, completed, caught, rushed, rushing, passed, returned, return
123	doughnuts, foodland, twinkies, hostess, doughnut, wonder, priceline, packs
124	fullquote">ko.n, fullquote">dal.n, fullquote">intc.o, fullquote">goog.o, fullquote">orcl.o, fullquote">nt.to, fullquote">gdt.n, fullquote">hd.n, fullquote">kkd.n, fullquote">hal.n
125	start, debut, appearance, outing, starts
126	degree, mba, degrees, programs, program, master, year
127	stadium, field, park
128	busy, crowded, impoverished, deserted, abandoned
129	strength, softness
130	soft, patch, spot, funk, spots, run
131	aboard, board, onboard
132	developments, highlights, events, stories
133	execs, techs, exec
134	words, language, word, slogan, phrase, culture
135	, lt;b>, gt, finally, power, mortar, info, continue, following, hang
136	day, overs, limited, test
137	replace, replaced, replacement, replacing
138	secret, covert, classified, propaganda, secrets, materials, material
139	play, playing, played

Table 10: AG News Topics (100-139).

Percentage of tokens from rec

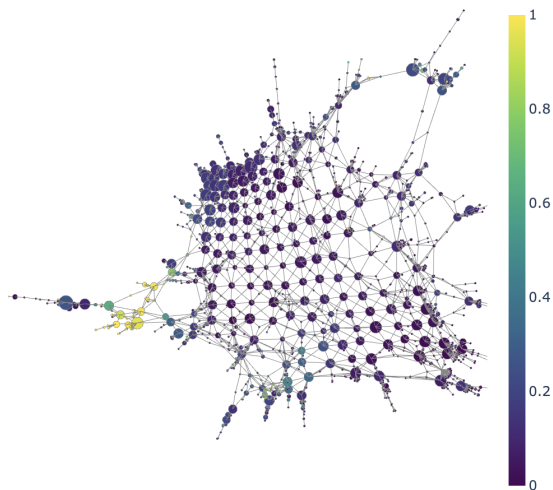


Figure 11: Percentage of tokens from the *rec* news-group.

Percentage of tokens from comp

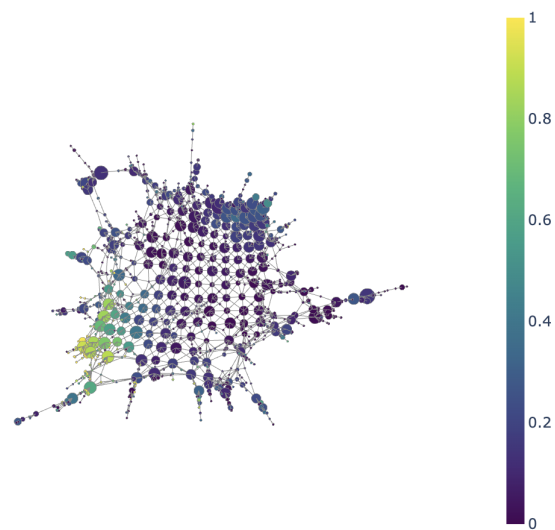


Figure 13: Percentage of tokens from the *comp* news-group.

Percentage of tokens from alt

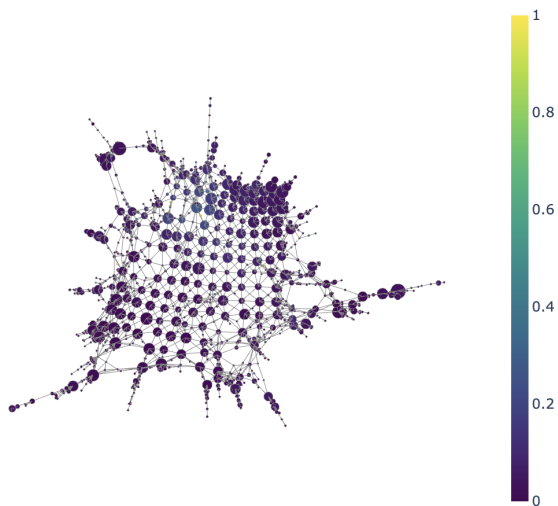


Figure 12: Percentage of tokens from the *alt* news-group.

Percentage of tokens from misc

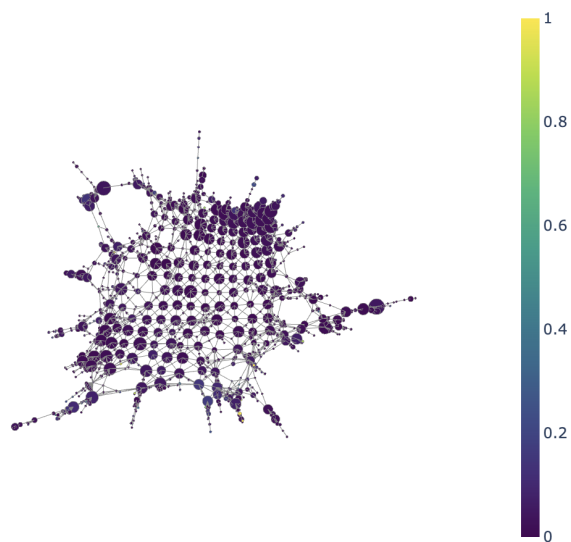


Figure 14: Percentage of tokens from the *misc* news-group.

Percentage of tokens from soc

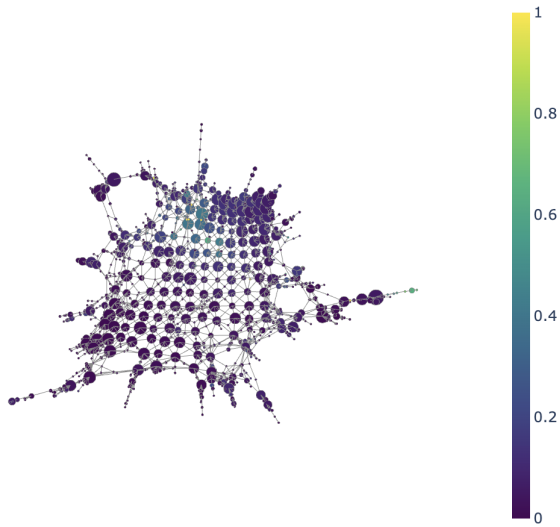


Figure 15: Percentage of tokens from the *soc* newsgroup.

Target Entropy

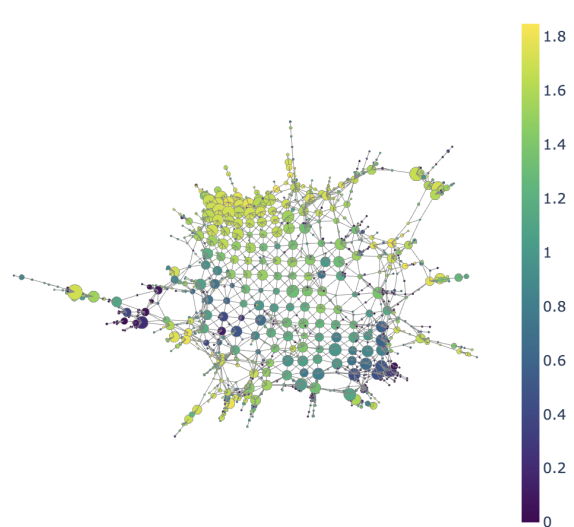


Figure 17: Entropy of newsgroup distribution in cluster.

Percentage of tokens from sci

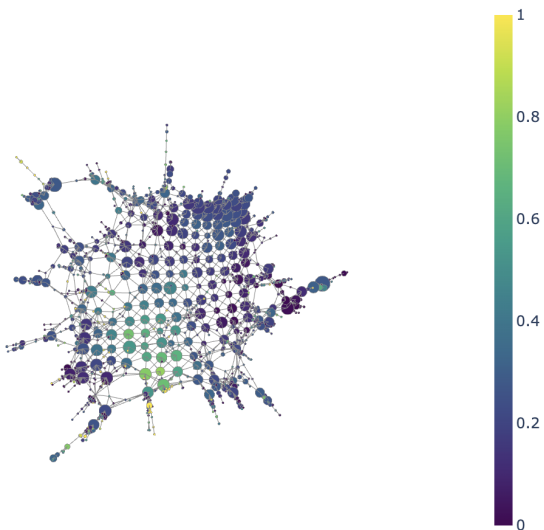


Figure 16: Percentage of tokens from the *sci* newsgroup.

% tokens from "Sci/Tech" Articles (AG News).

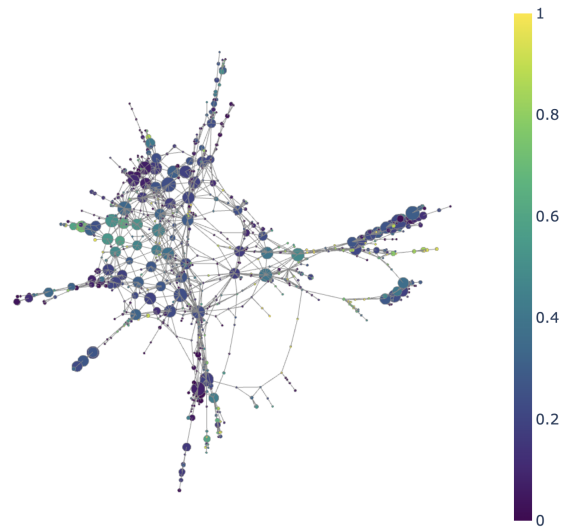


Figure 18: Percentage of tokens from *Sci/Tech* articles.

% tokens from "Sports" Articles (AG News).

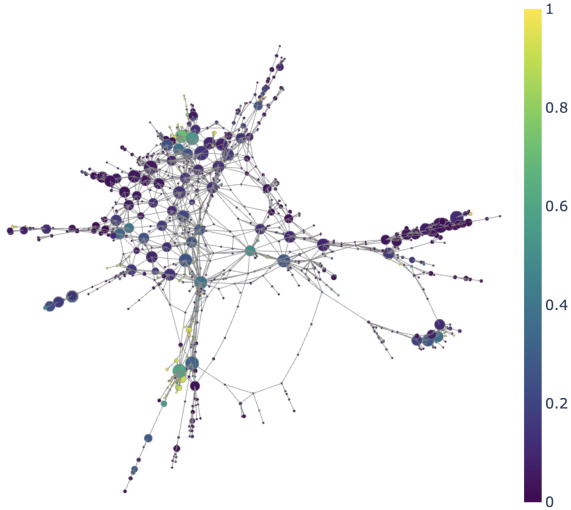


Figure 19: Percentage of tokens from *Sports* articles.

% tokens from "World" Articles (AG News).

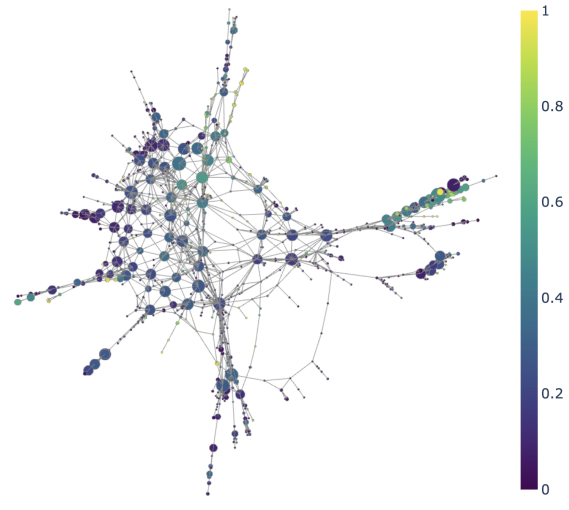


Figure 21: Percentage of tokens from *World* articles.

% tokens from "Business" Articles (AG News).

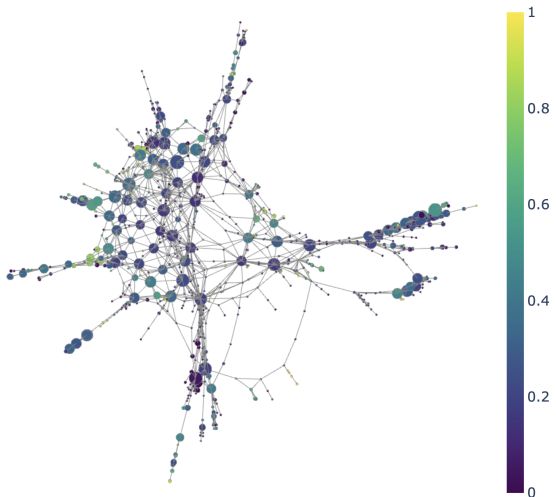


Figure 20: Percentage of tokens from *Business* articles.

Target Entropy

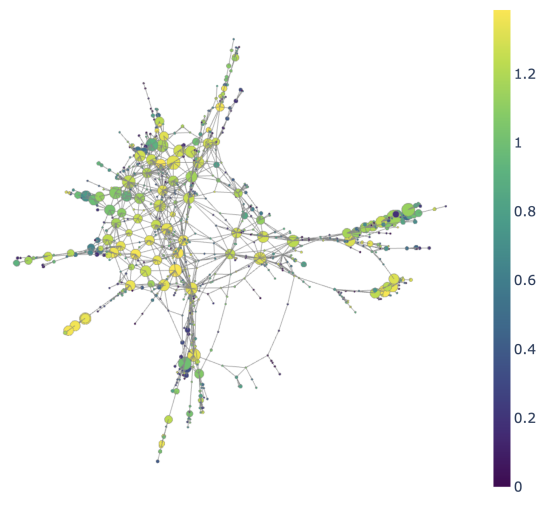


Figure 22: Entropy of article category distribution in cluster.