

T3L: Translate-and-Test Transfer Learning for Cross-Lingual Text Classification

Inigo Jauregi Unanue^{†,*}, Gholamreza Haffari[∇] and Massimo Piccardi^{*}

[†]RoZetta Technology, Australia

inigo.jauregi@rozettatechnology.com

[∇]Monash University, Australia

gholamreza.haffari@monash.edu

^{*}University of Technology Sydney, Australia

massimo.piccardi@uts.edu.au

Abstract

Cross-lingual text classification leverages text classifiers trained in a high-resource language to perform text classification in other languages with no or minimal fine-tuning (zero/few-shots cross-lingual transfer). Nowadays, cross-lingual text classifiers are typically built on large-scale, multilingual language models (LMs) pretrained on a variety of languages of interest. However, the performance of these models varies significantly across languages and classification tasks, suggesting that the superposition of the language modelling and classification tasks is not always effective. For this reason, in this paper we propose revisiting the classic “translate-and-test” pipeline to neatly separate the translation and classification stages. The proposed approach couples 1) a neural machine translator translating from the targeted language to a high-resource language, with 2) a text classifier trained in the high-resource language, but the neural machine translator generates “soft” translations to permit end-to-end backpropagation during fine-tuning of the pipeline. Extensive experiments have been carried out over three cross-lingual text classification datasets (XNLI, MLDoc, and MultiEURLEX), with the results showing that the proposed approach has significantly improved performance over a competitive baseline.

1 Introduction

Pretrained language models (LMs) have become ubiquitous in natural language processing (NLP) in recent years (Peters et al., 2018; Radford et al., 2018; Devlin et al., 2019; Raffel et al., 2020; Lewis et al., 2020). These large, transformer-based (Vaswani et al., 2017) deep networks are often pretrained over hundreds of gigabytes or even terabytes of textual data in an unsupervised man-

ner using masked language model training objectives. After pretraining, LMs are typically fine-tuned with supervised datasets for a variety of downstream tasks (e.g., text classification, natural language generation, question answering), regularly achieving state-of-the-art results.

Multilingual LMs (Liu et al., 2020; Conneau et al., 2020; Pfeiffer et al., 2022)—LMs trained with monolingual corpora from multiple languages (e.g., 25, 50, 100)—are typically used to extend the downstream tasks to multilingual and cross-lingual scenarios. In their cross-lingual application, multilingual LMs are fine-tuned for a given downstream task using training data in a high-resource language (e.g., English), and then used for inference in another, less-resourced target language, either with no additional fine-tuning (zero-shot) or minimal fine-tuning (few-shot) in the target language.

However, the cross-lingual performance of multilingual LMs tends to vary significantly across languages and downstream tasks, fundamentally because of the deeply uneven training resources and the intrinsic linguistic differences (Kreutzer et al., 2022). While it is possible, in principle, to expand the pretraining with additional monolingual data in the target language, the computational requirements are often remarkably expensive. On top of that, many low-resource languages do not avail of sufficient amounts of monolingual data in the first place (Joshi et al., 2020). More so, recent research has shown that multilingual LMs can suffer from the *curse of multilinguality* (Pfeiffer et al., 2022), which means that at a parity of model capacity, training an LM with too many languages may cause language interference and degrade its cross-lingual performance. In addition, there is room to speculate that the superposition of a

downstream task to the multilingual embedding in the same encoder may lead to further interference.

For these reasons, in this paper we propose approaching cross-lingual text classification by combining explicit translation from the target language to a high-resource language (i.e., English) with classification in the high-resource language. This approach is known as *translate-and-test* in the literature (Conneau et al., 2020), and in recent years it has mainly been regarded as a mere baseline for comparison. However, it offers principled advantages: 1) the possibility to reuse the wealth of existing resources for machine translation, i.e., pretrained MT models, accumulated over decades of research and publicly shared in repositories such as HuggingFace¹; and 2) exploiting robust text classifiers trained in high-resource languages. On the other hand, a cascaded approach such as translate-and-test is admittedly vulnerable to errors from both the translation stage and the possible semantic mismatch between the LM employed for translation and that used for classification. For this reason, we also propose fine-tuning the two modules end-to-end with a few-shot classification training data in the target language. To this aim, the proposed approach—named T3L for translation-and-test transfer learning—generates *soft* translations (Jauregi Unanue et al., 2021) to ensure the continuity of the network and allow backpropagation end-to-end.² Our experimental results show that the joint fine-tuning has improved the coupling of the two models and significantly contributed to the final classification accuracy. In addition, unlike LM pretraining, which is extremely computationally-intensive, fine-tuning this model has been easily manageable and has been carried out with a single GPU for all datasets. Overall, the main contributions of our paper are:

- A translate-and-test pipeline that leverages contemporary language models and resources.
- An end-to-end pipeline that leverages “soft” translations (i.e., predictions of differentiable token embeddings rather than tokens), allowing fine-tuning the translation and classification modules jointly.

¹<https://huggingface.co/>.

²To the best of our knowledge, this is the first proposal of joint fine-tuning of the translation and classification modules in the translate-and-test approach.

- A comparative experimental evaluation over three, diverse cross-lingual text classification datasets (XNLI, MLDoc, and MultiEURLEX), showing the competitive performance of the proposed approach.
- An extensive sensitivity, ablation, and qualitative analysis, including the impact of the translation quality on the classification accuracy.

2 Related Work

Cross-lingual text classification dates back to at least the seminal work of Bel et al. (2003). Their approach was based on machine translation from the targeted language to English, but was restricted to a selected terminology per class since full-document translation at the time was still very expensive and inaccurate. While much of the early work kept on being based on explicit or latent (e.g., Wu et al., 2008) machine translation, the advent of word embeddings paved the way for approaches based on multilingual representations of text, which leveraged distributional similarities across languages (Klementiev et al., 2012). Eventually, the rise of the masked language models (Devlin et al., 2019; Conneau and Lample, 2019; Conneau et al., 2020) made it possible to train the multilingual representations from monolingual data alone, relieving the need for parallel corpora.

Currently, the state of the art of cross-lingual text classification is held by multilingual LMs such as mBERT (Devlin et al., 2019), mBART (Liu et al., 2020), XLM-R (Conneau and Lample, 2019), and mT5 (Xue et al., 2021). Cross-lingual benchmarks such as XTREME (Hu et al., 2020) and XGLUE (Liang et al., 2020) have helped established a reference for text classification and other NLP tasks over many languages. Generally, the models that are the highest in the leaderboards have been trained with masked language models, *ELECTRA*-style models that use additional discriminative pretraining tasks (Chi et al., 2022), and models with cross-attention modules that build language interdependencies explicitly (Luo et al., 2021), all typically using hundreds of gigabytes or terabytes of pretraining data (e.g., 2.5 TB of Common Crawl data for XLM-R).

However, such large, pretrained multilingual models still suffer from significant performance limitations, particularly in low-resource languages.

For example, Ogueji et al. (2021) have shown that a basic transformer directly trained in 11 low-resource African languages has neatly outperformed larger models such as mBERT and XLM-R in text classification, even in languages present in the larger models. Other work has addressed the curse of multilinguality (Pfeiffer et al., 2020, 2022) by adding language-specific adapter modules (Houlsby et al., 2019) or reparametrizing the transformer around the highest-resource language (Artetxe et al., 2020). However, significant performance differences between languages still persist.

The extensive availability of resources for machine translation such as datasets and pretrained multilingual MT models (e.g., many-to-many, many-to-one) justifies its continued exploration for cross-lingual text classification (Huang et al., 2019; Conneau et al., 2020; Yu et al., 2022). A well-practised approach is *translate-and-train*, which first translates all the classification training data from the high-resource language (e.g., English) to the target language using an existing machine translation model, and then trains a classifier in the target language. In a sense, it could be objected that such an approach is not really “cross-lingual”, in that the classification is performed by a model directly trained in the target language, making it more akin to a monolingual classifier trained with silver standard corpora. However, its main limitation lies in its inflexibility, since performing T classification tasks over L languages would require training TL classification models. A more flexible alternative is offered by *translate-and-test*, where the text from the target language is first translated to the high-resource language, and then classified using a classifier trained in the high-resource language. By comparison, this approach is genuinely cross-lingual and only requires training T classification models in total. However, both approaches have proved able to achieve competitive results, provided that the machine translation step is sufficiently accurate.

Our work follows the *translate-and-test* approach, aiming to jointly fine-tune the machine translator and the classifier over few shots of the target classification task. This is in a similar vein with other works (Tebbifakhr et al., 2019; Ponti et al., 2021) that have fine-tuned a machine translator with reinforcement learning using the output of the downstream task classifier as reward.

In this way, the machine translator can learn to adjust its translations optimally for the classification in the target language. However, where available, differentiable objectives are generally preferable to reinforcement learning due to the high variance and instability of the latter. For this reason, in our approach, we leverage *soft* translations (i.e., predictions of differentiable token embeddings rather than tokens) from the machine translation module to retain differentiability through the entire network and fine-tune the classifier and the translator jointly end-to-end.

3 T3L

In this section, we formally describe the proposed approach, T3L, which essentially consists of two language models—a machine translation language model (MT-LM) and a text classification language model (TC-LM)—connected by a sequence of expected embeddings. Figure 1 shows a detailed diagram of the model architecture.

The MT-LM takes a sequence of tokens in the target language, $\{x_1, \dots, x_n\}$, as input, and translates it into a sequence of tokens, $\{t_1, \dots, t_m\}$, in the high-resource language (i.e., a language that has enough resources to build a strong classifier). At each decoding step j , given the input sequence and the previous decoded token, t_{j-1} , the LM generates a vector \mathbf{p}_j that represents the probability distribution over the words in the vocabulary, V :

$$\mathbf{p}_j = MT-LM(t_{j-1}, x_1, \dots, x_n, \theta) \quad (1)$$

where the learnable parameters of the MT-LM have been noted as θ . Then, greedy decoding can be applied to generate the next translation token:

$$t_j = \arg \max_{v=1..V} p_j^v \quad (2)$$

with p_j^v the probability of the v -th token in the vocabulary, and V the vocabulary size.

To generate the probability distribution vector, \mathbf{p}_j , we use the standard softmax, but other approaches could be explored in alternative, including sparsemax (Martins and Astudillo, 2016) and the Gumbel-softmax (Jang et al., 2017), to respectively encourage sparsity or controllable diversity in the probability vector. In addition,

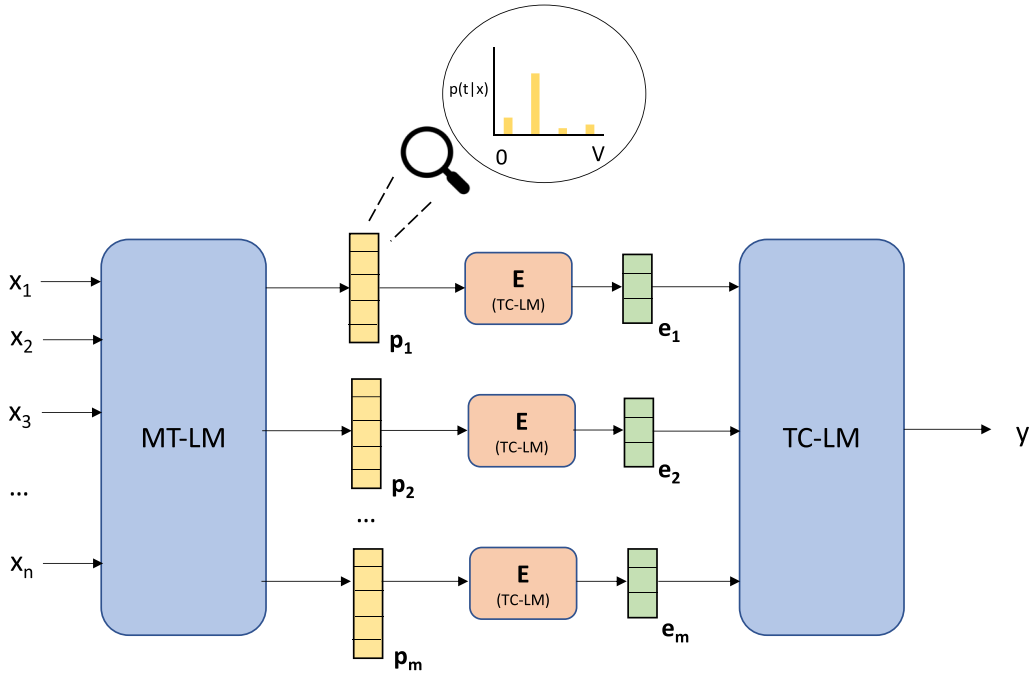


Figure 1: Model architecture for the T3L framework, with the machine translation language model (MT-LM) and the text classification language model (TC-LM) in evidence. $\{x_1, \dots, x_n\}$ are the tokens of the input sentence in the target language, and $\{p_1, \dots, p_m\}$ are the predicted probability distributions over vocabulary V for each token in the translation. \mathbf{E} is the TC-LM embedding layer which is used to obtain the expected embeddings, $\{\mathbf{e}_1 \dots \mathbf{e}_m\}$, that are used as input to the TC-LM to predict output label y .

different decoding strategies such as beam search and sampling can be employed.

As the next step, the generated predictions are passed in input to the TC-LM model, yet ensuring that the whole network remains differentiable end-to-end. To this aim, the sequence of probability vectors, $\{p_1, \dots, p_m\}$, generated by the MT-LM is used to “mix” the token embedding layer, \mathbf{E} , of the TC-LM to obtain a sequence of expected embeddings, $\{\bar{\mathbf{e}}_1 \dots \bar{\mathbf{e}}_j \dots \bar{\mathbf{e}}_m\}$:

$$\bar{\mathbf{e}}_j = \mathbb{E}[\mathbf{E}]_{p_j} = \sum_{v=1}^V p_j^v \mathbf{e}^v \quad (3)$$

where \mathbf{e}^v is the v -th embedding in the embedding layer of the TC-LM model, \mathbf{E} . The expected embeddings are directly provided as input to the TC-LM, bypassing its embedding layer.

Finally, the TC-LM classifier predicts a text class given the sequence of expected embeddings:

$$y = TC-LM(\bar{\mathbf{e}}_1, \dots, \bar{\mathbf{e}}_m, \sigma) \quad (4)$$

where the learnable parameters of the TC-LM have been noted as σ . Since the soft predictions from the MT-LM do not interrupt the backpropagation chain, the entire network can be trained

end-to-end using common text classification training objectives. We use the cross-entropy loss for multi-class classification tasks and the binary cross-entropy loss on each label for multi-label classification tasks.

3.1 Vocabulary Constraint

Equation 3 generates an expected embedding by multiplying each token embedding in the embedding layer of the TC-LM model by the probability mass assigned to that same token by the MT-LM model. This implies that the vocabularies of the two LMs have to be aligned so that the same index in the two vocabularies refers to the same token. In this paper, we address this by simply forcing the two LMs to share the same vocabulary, but a viable alternative would be to align the two vocabularies in a many-to-many manner in the style of optimal transport (Xu et al., 2021). We leave this to future exploration.

3.2 Training Strategy

Given that T3L combines two LMs, the number of trainable parameters (i.e., $|\theta| + |\sigma|$) is approximately double that of a multilingual LM. This

Dataset	Languages	# of labels
XNLI	ar,bg,de,el,es,fr,hi, ru,sw,th,tr,ur,vi,zh	3
MLDoc	de,es,fr,it,ja,ru,zh	4
MultiEURLEX	bg,el,nl,pl,pt,sl	21

Table 1: Cross-lingual text classification datasets used for the experiments (NB: for MultiEURLEX, only a subset of the available languages).

could become an issue if the available memory is not large enough to accommodate the fine-tuning of all the parameters. As a remediation, during fine-tuning we simply freeze some of the layers of both models. Specifically, we freeze the earlier layers of the MT-LM (e.g., layers closer to the input) and the later layers of the TC-LM (e.g., layers closer to the output), so as to concentrate the trainable parameters at the coupling of the two models. In this way, the number of trainable parameters becomes comparable to that of a multilingual LM.

As in cross-lingual transfer learning, the TC-LM model is initialized with a multilingual LM and trained for the classification task in a high-resource language (e.g., English). In turn, the MT-LM model can be initialized with an off-the-shelf, pretrained multilingual MT model. However, if a pretrained translator is not available for the desired target language, any parallel corpus from the target language to the high-resource one can be used to train the MT-LM.

4 Experimental Set-up

4.1 Datasets

We have carried out various experiments on three popular cross-lingual text classification datasets, namely, XNLI (Conneau et al., 2018), a cross-lingual natural language inference dataset; MLDoc (Schwenk and Li, 2018), a corpus for multilingual news article classification; and MultiEURLEX (Chalkidis et al., 2021), a multilingual legal, multi-label document classification dataset. For MultiEURLEX, we have conducted the experiments with only 6 of its 23 languages due to their much larger size, yet trying to broadly represent the available language families (Germanic, Romance, Slavic, and Hellenic). Table 1 shows the languages and the number of classes in each dataset. As is common in cross-lingual transfer

learning, English has been used as the high-resource language, while the other languages have been used for evaluation. We have also carried out few-shot, cross-lingual fine-tuning using 10 and 100 samples held out from the validation set of each language.³

4.2 Model Training

As the base multilingual pretrained LM, we have adopted mBART (Liu et al., 2020) for both the MT-LM and the TC-LM, and also for the multilingual LM baseline. The main reason for choosing mBART is that it is a full encoder-decoder architecture that suits well both machine translation and classification tasks. As version, we have used a model pretrained for *x-to-en* translation in 50 different languages⁴ as we expected it to provide a strong base for both models, and also for the baseline. We note that not all the languages present in the datasets are covered by this model—for example, Greek and Bulgarian are not. For this reason, for tokenization of these languages we have used the token set of related languages in the pretrained model, namely, Macedonian for Greek and Russian for Bulgarian. As training, the TC-LM model has been trained for each downstream task for 10 epochs using the training data available in English, and the checkpoint with the best accuracy (XNLI, MLDoc) or mean R-Precision (mRP) (Chalkidis et al., 2021) (MultiEURLEX) over the validation set has been selected for testing. The mRP is used as the reference metric for the multi-label MultiEURLEX dataset to avoid biasing the performance with the samples with more labels. To prevent that, the R-Precision measures the precision of the R most-probable labels for a given sample, with R the number of its true positive labels (e.g., if a sample has 7 positive labels, the 7 most probable labels in the prediction are used to measure the precision). In this way, samples with different numbers of true labels span the same range in the metric. In turn, the mRP is just the average of the R-Precision over the entire sample set. All the models have been implemented in PyTorch using PyTorch Lightning.⁵

³Datasets and splits used in this work are publicly accessible via the link in the GitHub repository.

⁴HuggingFace model: <https://facebook/mbart-large-50-many-to-one-mmt>.

⁵Code repository: <https://github.com/inigo-jauregi/t31>.

Training samples	ar		bg		de		el		es		fr		hi	
	LM	T3L	LM	T3L	LM	T3L	LM	T3L	LM	T3L	LM	T3L	LM	T3L
Zero-shot	69.79	72.69	54.64	57.28	74.83	79.69	35.75	33.57	71.38	76.02	73.82	79.09	68.69	72.67
Few-shot (10)	69.96	73.01	54.62	57.94	75.13	79.93	35.97	33.30	71.45	75.99	73.70	78.80	68.71	72.59
Few-shot (100)	70.24	73.80	55.41	58.00	75.04	80.44	36.26	37.08	71.85	77.26	73.90	79.20	68.81	73.85

Training samples	ru		sw		th		tr		ur		vi		zh		Average	
	LM	T3L	LM	T3L	LM	T3L	LM	T3L	LM	T3L	LM	T3L	LM	T3L	LM	T3L
Zero-shot	74.98	76.25	41.17	41.23	53.77	69.82	60.07	70.48	57.36	60.31	69.81	75.73	75.44	76.22	62.96	67.43
Few-shot (10)	74.95	76.30	41.17	40.72	54.02	70.05	60.27	70.88	57.39	63.09	69.87	75.63	75.51	76.25	63.05	67.46
Few-shot (100)	75.19	77.09	41.34	42.56	54.97	71.42	61.38	71.44	57.90	64.67	70.56	76.75	75.45	76.83	63.45	68.60

Table 2: Classification accuracy over the XNLI test sets (average of three independent runs).

Training samples	de		es		fr		it		ja		ru		zh		Average	
	LM	T3L	LM	T3L	LM	T3L	LM	T3L	LM	T3L	LM	T3L	LM	T3L	LM	T3L
Zero-shot	77.62	90.14	69.05	73.24	75.82	87.28	56.11	72.43	68.47	62.12	49.53	65.66	70.89	79.44	66.78	75.76
Few-shot (10)	79.20	92.39	69.07	77.49	76.24	89.04	56.28	73.21	68.56	65.50	50.61	67.42	72.12	82.07	67.44	78.16
Few-shot (100)	89.79	92.85	82.01	83.05	86.05	89.68	72.43	77.51	75.83	74.24	80.76	76.10	84.66	84.37	81.65	82.54

Table 3: Classification accuracy over the MLDoc test sets (average of three independent runs).

For the main experiments, we have used the trained models in a combination of zero-shot and few-shot configurations. In the zero-shot configuration, the trained model has been used as is. In the few-shot configuration, we have fine-tuned the pipeline in the target language with 10 and 100 samples, respectively, for each classification task. For performance comparison, we have used the same mBART model in a more conventional cross-lingual classification configuration (i.e., the target language as input and the predicted label as output), trained with the same English data for each classification task. In addition, we report performance comparisons with two other popular cross-lingual LMs, mBERT (Devlin et al., 2019) and XLM-R (Conneau and Lample, 2019). More details on the training, fine-tuning, and hyperparameters are presented in the Appendix.

5 Results

Table 2 shows the classification accuracy over the test sets of the XNLI dataset. The first remark is that the mBART baseline (noted simply as LM in the table) without any fine-tuning has reported a very different accuracy over the various languages, from a minimum of 35.75 percentage points (pp) for Greek to a maximum of 75.44 pp for Chinese, with a gap of nearly 40 pp. Conversely, T3L zero-shot has achieved a better accuracy in all languages but Greek, leading to an average accuracy improvement

of +4.47 pp (62.96 vs 67.43), and impressive improvements in some cases (+16.05 pp in Thai and +10.41 in Turkish). As to be expected, both models have achieved the lowest accuracies on untrained languages (Greek, Bulgarian, and Swahili [Liu et al., 2020]). Few-shot fine-tuning in the target languages has led to an improvement across the board for both models, yet with T3L reporting an average improvement over mBART of +4.41 pp with 10 samples and +5.15 pp with 100.

Table 3 shows the classification accuracy over the test sets of the MLDoc dataset. The zero-shot results show a similar trend to that of XNLI, with T3L reporting an average accuracy of 75.76 versus mBART’s 66.78 (+8.98 pp). A similar trend also applies to the 10-shot fine-tuning, but the 100-shot fine-tuning has brought the average accuracy of the two models much closer together, with a difference of only 0.89 pp (82.54 for T3L vs 81.65 for mBART). This shows that for this dataset a more extensive fine-tuning has been able to realign the otherwise different performance of the two models. In general, the few-shot fine-tuning has improved the accuracy with all the languages, and quite dramatically so in some cases (for instance, an increase of 31.23 pp for Russian with mBART and 100 samples). For this dataset, mBART has performed better than the proposed approach in a few cases, namely, Japanese, Russian, and Chinese (100 samples). However, T3L has reported a higher accuracy in 16 configurations out of 21.

Training samples	bg		el		nl		pl		pt		sl		Average	
	LM	T3L	LM	T3L	LM	T3L	LM	T3L	LM	T3L	LM	T3L	LM	T3L
Zero-shot	65.41	75.46	37.00	33.62	74.69	82.84	77.66	83.67	73.03	83.17	69.69	80.47	66.25	73.20
Few-shot (10)	71.62	75.34	37.61	35.95	80.25	82.87	81.78	82.90	79.76	82.65	74.83	79.64	70.98	73.23
Few-shot (100)	79.53	79.19	54.58	46.12	83.06	83.38	84.03	84.50	83.30	83.70	81.31	81.89	77.63	76.46

Table 4: Mean R-Precision (mRP) (Manning et al., 2009) over the MultiEURLEX test sets (average of three independent runs).

Finally, Table 4 shows the mRP over the test sets of the MultiEURLEX dataset. For this dataset, T3L has achieved a higher average performance than mBART with zero shots (73.20 vs 66.25; i.e., +6.95 pp) and for 10 shot tuning (73.23 vs 70.98; i.e., +2.25 pp), but not for the 100-shot tuning (76.46 vs 77.63; i.e., -1.17 pp). However, it must be noted that the average mRP of T3L has been severely affected by its poor performance in Greek, a language not covered by the pretrained MT. T3L has still achieved a higher score in 14 out of 18 configurations.

In general, these results show that the proposed approach, based on the translate-and-test pipeline and soft translations, has been able to improve the performance over the LM baseline for many languages even in the zero-shot configuration. In addition, the end-to-end fine-tuning has helped further increase the accuracy in all tested cases.

5.1 Impact of Dedicated Translation Training

T3L has achieved its lowest performance in Bulgarian, Greek, and Swahili, which are languages not covered by the pretrained mBART model. Therefore, in this section we explore whether a dedicated translation training of the MT-LM model may be able to improve the results for these languages on the downstream tasks. For training the MT-LM we have used the public parallel corpora of TED talks (Reimers and Gurevych, 2020).⁶ Table 5 shows our training, validation, and test set splits, with the training data ranging from \sim 7K to \sim 100K parallel sentences⁷ (overall, small sizes by contemporary standards). Three MT-LM models (one for each language pair) have been further trained for 10 epochs starting from the pretrained mBART model, and the checkpoint with the best validation BLEU retained. Table 5 shows that the test-set BLEU scores were initially

⁶<http://opus.nlpl.eu/TED2020-v1.php>.

⁷MT data splits are also publicly available via the link in the GitHub repository.

Languages	train	dev	test	Pr. BLEU	Tn. BLEU
bg-en	109,616	1,000	5,000	16.18	46.00
el-en	30,582	1,000	5,000	0.32	38.61
sw-en	7,633	2,000	2,000	3.53	26.36

Table 5: TED Talks translation datasets used to train the MT-LM model. The test-set BLEU scores of the pretrained mBART model (Pr.) and after dedicated training (Tn.) are reported to give a general idea of the translation quality.

Model	XNLI			MultiEURLEX	
	bg	el	sw	bg	el
T3L	78.04	70.03	59.68	80.80	41.91
T3L (10)	78.29	70.42	60.50	81.77	58.77
T3L (100)	78.46	72.65	62.11	82.97	70.94
LM	69.40	57.13	50.26	72.36	49.09
LM (10)	71.40	60.42	51.36	79.17	60.34
LM (100)	71.89	61.93	53.56	82.66	74.44

Table 6: Accuracy (XNLI) and mRP (MultiEURLEX) with the improved MT-LM models.

appalling, but have increased remarkably thanks to the dedicated training.

Table 6 reports the results for the targeted languages with the improved translators. For a fair comparison with the cross-lingual mBART, we have also trained it with the same parallel corpus prior to the task learning, and included its results in Table 6. T3L has clearly improved the results in all the targeted languages, and outperformed the the LM baseline in four cases out of five. The improvements in Greek have been particularly noticeable, with an accuracy increase of +35.57 pp with 100 shots compared to the model in Table 2, and also in Swahili, with an increase of +19.55 pp. The baseline LM has also improved, yet not to the same extent since the dedicated translation tuning has increased the performance gap between the models in four cases out of five. For example, with 100-shot fine-tuning, the performance gap over the XNLI *bg* test set has increased by +3.98 pp

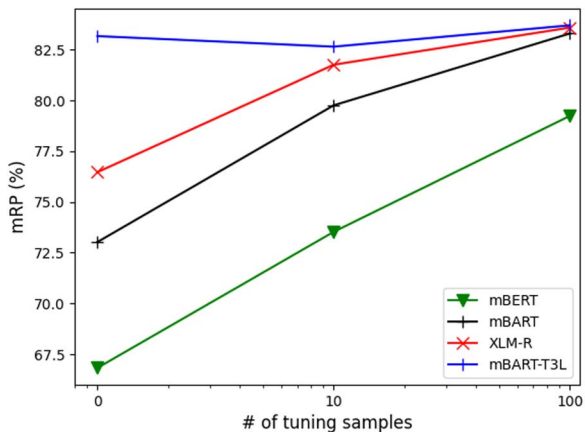


Figure 2: mRP (%) of mBERT, XLM-R, mBART, and mBART-T3L over the Portuguese (pt) MultiEURLEX test set. The values are an average of three independent runs.

(from $58.00 - 55.41 = +2.59$ pp without the dedicated translation training to $78.46 - 71.89 = +6.57$ pp with translation training). Similarly, the performance gap has increased by $+9.90$ pp for XNLI el, $+7.33$ pp for XNLI sw, and $+0.65$ pp for MultiEURLEX bg. These results suggests that, at least for some languages, it may be more effective to improve the translator with a relatively small parallel corpus rather than using the same data to further train the baseline LM.

5.2 Pretrained Model Selection

All the above results are direct comparisons between the proposed approach and the mBART baseline; yet, several other multilingual, encoder-only LMs are available for cross-lingual classification. To explore them, in Figures 2 and 3 we report results for selected languages also including mBERT and XLM-R. Figure 2 shows the mRP over the Portuguese test set of MultiEURLEX. For this language, the proposed approach (noted as mBART-T3L for clarity) has achieved the highest mRP for both zero and few shots. XLM-R and mBART have instead achieved a comparable performance with 100 shots, while mBERT has been generally less accurate. In brief, one could say that mBART-T3L has offset the need for fine-tuning, most likely thanks to the fact that the Portuguese-to-English translation of the underlying mBART model is very accurate (we have measured it on the IWSLT 2014 test set, reporting a 61.6 BLEU score). In turn, Figure 3 shows the mRP for Greek. For this language, XLM-R has achieved the highest mRP for both

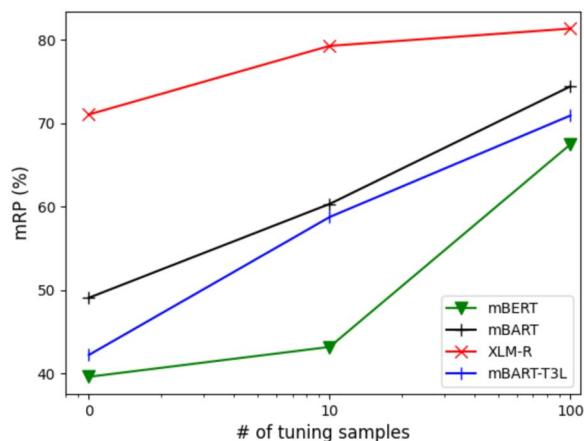


Figure 3: mRP (%) of mBERT, XLM-R, mBART, and mBART-T3L over the Greek (el) MultiEURLEX test set. The values are an average of three independent runs.

zero and few shots. The more modest performance of mBART-T3L can likely be explained by the fact that Greek is not part of the mBART pretrained languages, and the performance of its MT-LM Greek-to-English translation has proved less accurate even after the dedicated training (38.61 BLEU score on the IWSLT 2014 test set). Conversely, for this language the pretrained cross-lingual embeddings of XLM-R and the other LMs may have benefited from the many tokens shared with other close languages (e.g., Russian). In all cases, the performance gap between XLM-R and all the other models has decreased substantially after fine-tuning.

5.3 Qualitative Analysis of the Intermediate Translations

Tables 7 and 8 show qualitative examples of the impact of the MT-LM training and the overall fine-tuning on the translations themselves. Note that the English translations shown in the tables are the ‘‘argmaxed’’ tokens (t_j in Equation 2) obtained from the sequence of probability distributions \mathbf{p}_j generated by the MT-LM model (Equation 1). While in T3L the actual input to the TC-LM is the sequence of expected embeddings described in Equation 3, the argmaxed tokens help illustrate the changes occurred in the translations after few-shot tuning.

Table 7 shows an example in Spanish from XNLI. In this case, all the translations are approximately comparable, but the TC-LM module has failed to correctly classify in the first two cases,

Original sentence		Label
src (es)	Premise: Una vez detenido, KSM niega que Al Qaeda tuviera agentes en el sur de California. Hypothesis: Al Qaeda puede no haber tenido agentes en California.	entailment
Model	Intermediate Translation	Pred
T3L (zero-shot)	Premise: Once arrested, KSM denies that Al Qaeda had operatives in Southern California. Hypothesis: Al Qaeda may not have had agents in California.	neutral
T3L (few-shot 100)	Premise: Once arrested, KSM denies that Al Qaeda had agents in Southern California. Hypothesis: Al Qaeda may not have had agents in California.	entailment

Table 7: Qualitative example for XNLI in Spanish.

Original sentence		Label
src (sw)	Premise: Mwisho wa 1962, nilipata maelezo niende Washington, D.C. Hypothesis: Niliambiwa kwenda DC.	entailment
Model	Intermediate Translation	Pred
T3L (zero-shot)	Premise: Mwisho wa 1962, melipata details niende Washington, D.C. Hypothesis: Niliambiwa leaves DC.	contradiction
T3L - MT trained (zero-shot)	Premise: In late 1962, I got some information from somewhere in Washington, D.C. Hypothesis: I was sent to DC.	neutral
T3L - MT trained (few-shot 100)	Premise: In late 1962, I got some information about going to Washington, D.C. Hypothesis: I was sent to DC.	entailment

Table 8: Qualitative example for XNLI in Swahili.

likely because it has not been able to bridge the semantic gap between “operatives” and “agents” (or, more precisely, their soft translation counterparts). With the 100-shot fine-tuning, the translation has been somehow “simplified” to make inference easier, and the model has been able to predict the correct label. Such a functional simplification of the translation for the downstream task had also been reported by Tebbifakhr et al. (2020). In turn, Table 8 shows an example in Swahili. The example shows that the 100-shot fine-tuning has been able to recover the correct label of the original Swahili text (*entailment*). Without training, the MT-LM module has only translated a couple of words (“details”, “leaves”). Instead, with the MT-LM training the module has actually translated to English, and the model has been able to improve the classification to a less incorrect label. With the 100-shot fine-tuning, the changes in the translated tokens (from “from somewhere in” to “about going to”) have certainly been pivotal to the correct classification.

For comparison, we have also tested the model using the actual argmaxed tokens as input to the TC-LM rather than the expected embeddings, but this resulted in lower accuracy in the downstream

task. For example, over the Swahili XNLI test set the 100-shot T3L model with argmaxed translations has obtained an accuracy of 57.73 pp, compared to the 62.11 reported in Table 6. This shows that the overall improvement does not only stem from better translation, but also from the use of the soft predictions and end-to-end fine-tuning. For the specific example in the last row of Table 8, the TC-LM with the argmaxed English translation has predicted *neutral*, which is possibly an accurate classification of the translated text, but not an accurate prediction of the correct label of the Swahili text.

5.4 Comparison with Translate-and-train

The main advantage of the proposed approach with respect to translate-and-train is its flexibility, allowing reusing the same high-resource classifier for multiple languages. However, we have also carried out some additional experiments to compare its performance with translate-and-train. To ensure that the models could be as comparable as possible, we have used the symmetric one-to-many mBART model⁸ that can translate from

⁸HuggingFace model: facebook/mbart-large-50-one-to-many-mmt.

Model	XNLI		MLDoc		MultiEURLEX	
	de	el	it	ja	el	pt
T3L	79.69	33.57	72.43	62.12	33.62	83.17
T3L (10)	79.93	33.30	73.21	65.50	35.95	82.65
T3L (100)	80.44	37.08	77.52	74.24	46.12	83.70
Trans-train	81.51	35.55	72.34	76.38	29.20	71.83
Trans-train (10)	82.18	35.62	75.06	78.17	34.03	74.35
Trans-train (100)	81.88	36.83	80.39	81.38	51.33	78.32

Table 9: Comparison of T3L with the translate-and-train approach for a selection of languages from the three tasks. The table reports the accuracy for XNLI and MLDoc, and the mRP for MultiEURLEX (average of three independent runs).

English to the same 50 languages and trained it with the same data. The classification training and validation sets have been translated from English to the target languages with this model, and then used for training dedicated classification models. For comparison, we have also carried out the same few-shot fine-tuning as for the proposed model.

Table 9 shows the results for a language selection over the three tasks, showing that the relative performance of the two approaches varies with the language and the task. For instance, with the XNLI dataset, translate-and-train has been more accurate than T3L for German, but less accurate for Greek. In contrast, with the MultiEURLEX dataset, T3L has performed worse than translate-and-train in Greek, yet better in Portuguese. We conclude that neither approach should be regarded as more accurate a priori, yet remark once more that translate-and-train is inherently more laborious due to its requirement of separately translating the training data and re-training the classifier for each target language.

5.5 Machine Translation Sensitivity Analysis

The translation quality of the MT-LM model has a principled impact on the eventual text classification accuracy. Therefore, in this section we present a sensitivity analysis to the translation quality as proxied by the BLEU score. To this aim, we have saved intermediate checkpoints during the training of the MT-LM models described in Section 5.1, measured their BLEU score over the test set, and used them to evaluate T3L in the zero- and few-shot configurations.

Figure 4 shows a plot of the accuracy against the BLEU score for the el-en MT-LM model on

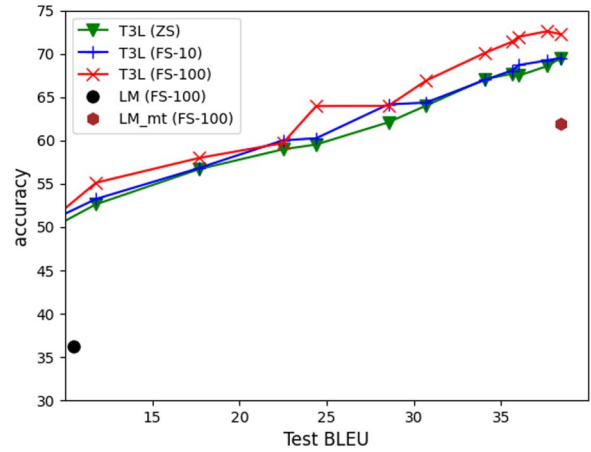


Figure 4: Sensitivity analysis of the impact of the MT-LM test BLEU score on the classification accuracy for the Greek XNLI test set. The MT-LM is an el-en model with dedicated training.

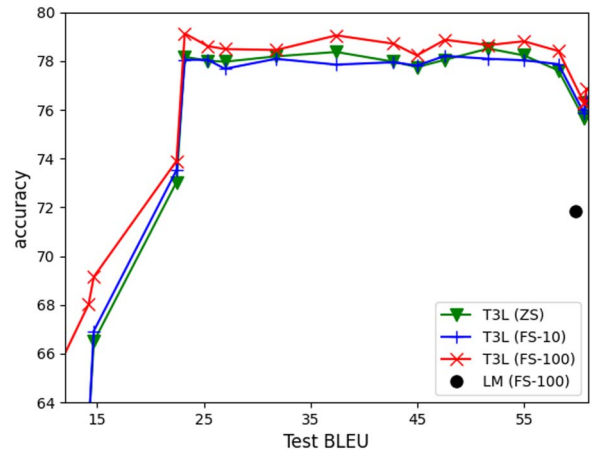


Figure 5: Sensitivity analysis of the impact of the MT-LM test BLEU score on the classification accuracy for the Spanish XNLI test set. The MT-LM is an es-en model with dedicated training.

the XNLI test set. All the T3L models show a positive linear correlation between the classification accuracy and the BLEU score. Since the accuracy does not show any sign of saturation, we speculate that it could increase further with even better translation quality. For comparison, the accuracy of the LM baseline has been much lower when using the original model (35.75%, Greek not included as language in LM pretraining), and has still been lower than that of T3L even when improved with the el-en dedicated training (61.93%).

In turn, Figure 5 shows an analogous plot for Spanish. In this case, an MT-LM model has been trained from scratch using the IWSLT 2014 TED

Talks parallel data⁹ ($\sim 200\text{K}$ sentences) since the pretrained mBART already achieved a very high BLEU score on this language and could not support this exploration. For this language, the plot shows a saturation of the accuracy as the BLEU score increases, and even a small decline toward the end. It is noteworthy that the minimum BLEU score required to achieve the highest classification accuracies in this case has only been ~ 22 pp, showing that in some cases a very high translation quality is not required.

6 Discussion and Limitations

Our results have shown that T3L is a competitive approach for cross-lingual text classification, particularly for low-resource languages. In broad terms, the proposed approach does not impose onerous training or inference requirements. The number of trained parameters is approximately the same as for a single language model. In all the experiments, we have been able to leverage an existing, pretrained translator without the need for dedicated training, with the exception of those languages that were not included in the pretraining corpora. The experiments have also shown that increasing the translation accuracy can have a positive impact on the classification accuracy, and that this can be achieved with parallel corpora of relatively small size. This seems a very attractive alternative to trying to improve the classification accuracy by increasing the already very large monolingual training corpora used for training the LM baseline. In addition, the same translation module can be shared by an unlimited number of different downstream tasks. It is also worth noting that an approach such as T3L is not confined to text classification tasks, but could instead be easily extended to perform natural language generation tasks.

Nevertheless, T3L also has its shortcomings. The main limitation that we identify is the vocabulary constraint described in Section 3.1. Since the output of the translator module is a sequence of embeddings rather than a detokenized string, the vocabulary of the classification module needs to be the same as that of the translator. As such, we believe that it would be very useful to remove or mollify this constraint in future work, and for this we plan to explore differentiable alignment

⁹<https://wit3.fbk.eu/2014-01>.

Task	LM	T3L	Relative slow-down
	ms/sample	ms/sample	
XNLI	7	58	$\times 8.28$
MLDoc	25	298	$\times 11.92$
MultiEURLEX	1,427	1,586	$\times 1.11$

Table 10: Per-sample inference times for a batch of 100 test samples for the baseline LM and T3L.

techniques such as optimal transport (Xu et al., 2021). This would eventually allow us to select completely independent models for the MT-LM and the TC-LM modules, making the choice more flexible.

Another intrinsic limitation of translate-and-test approaches is their higher inference time, mainly due to the sequential decoding introduced by the translation stage. To exemplify the relative slow-down, Table 10 shows the time taken by the baseline LM and T3L to infer 100 test samples for each task, measured on an Intel Xeon Gold 6346 processor with 2 NVIDIA A40 GPUs. Note that the inference times vary substantially across these tasks due to their different average document length and the number of labels to be inferred (single for XNLI and MLDoc vs multiple for MultiEURLEX). The values show that T3L has proved moderately slower only over MultiEURLEX (1,586 ms vs 1,427 ms per sample), but it has been slower by an order of magnitude over XNLI and MLDoc. However, we believe that this is not an impediment to the applicability of the proposed approach, given that the absolute inference times remain contained and they could be significantly sped-up with the use of parallel GPUs, model serialization, and more efficient coding. In addition, in future work we will explore the use of parallel decoding with non-autoregressive transformers (Gu et al., 2018; Qian et al., 2021) which are catching up in performance with their non-autoregressive counterparts and may be able to further abate the overall inference latency.

7 Conclusion

This paper has presented T3L, a novel approach for cross-lingual text classification built upon the translate-and-test strategy and allowing end-to-end fine-tuning thanks to its use of soft translations. Extensive experimental results over three

benchmark cross-lingual datasets have shown that T3L is a performing approach that has worked particularly well over low-resource languages and has outperformed a completely comparable cross-lingual LM baseline in the vast majority of cases. While a model such as T3L certainly introduces some overheads compared to a conventional cross-lingual LM in terms of memory requirements and inference speed, we hope that its attractive classification performance may spark a renewed interest in the translate-and-test pipeline.

References

- Mikel Artetxe, Sebastian Ruder, and Dani Yogatama. 2020. On the cross-lingual transferability of monolingual representations. In *Proceedings of the 58th Annual Meeting of the Association for Computational Linguistics*, pages 4623–4637. <https://doi.org/10.18653/v1/2020.acl-main.421>
- Núria Bel, Cornelis H. A. Koster, and Marta Villegas. 2003. Cross-lingual text categorization. In *Proceedings of the 7th European Conference on Digital Libraries*, volume 2769 of *Lecture Notes in Computer Science*, pages 126–139. https://doi.org/10.1007/978-3-540-45175-4_13
- Ilias Chalkidis, Manos Fergadiotis, and Ion Androutsopoulos. 2021. MultiEURLEX - a multi-lingual and multi-label legal document classification dataset for zero-shot cross-lingual transfer. In *Proceedings of the Conference on Empirical Methods in Natural Language Processing*, pages 6974–6996. <https://doi.org/10.18653/v1/2021.emnlp-main.559>
- Zewen Chi, Shaohan Huang, Li Dong, Shuming Ma, Bo Zheng, Saksham Singhal, Payal Bajaj, Xia Song, Xian-Ling Mao, Heyan Huang, and Furu Wei. 2022. XLM-E: Cross-lingual language model pre-training via ELECTRA. In *Proceedings of the 60th Annual Meeting of the Association for Computational Linguistics*, pages 6170–6182. <https://doi.org/10.18653/v1/2022.acl-long.427>
- Alexis Conneau, Kartikay Khandelwal, Naman Goyal, Vishrav Chaudhary, Guillaume Wenzek, Francisco Guzmán, Edouard Grave, Myle Ott, Luke Zettlemoyer, and Veselin Stoyanov. 2020. Unsupervised cross-lingual representation learning at scale. In *Proceedings of the 58th Annual Meeting of the Association for Computational Linguistics*, pages 8440–8451. <https://doi.org/10.18653/v1/2020.acl-main.747>
- Alexis Conneau and Guillaume Lample. 2019. Cross-lingual language model pretraining. *Advances in Neural Information Processing Systems*, 32.
- Alexis Conneau, Ruty Rinott, Guillaume Lample, Adina Williams, Samuel R. Bowman, Holger Schwenk, and Veselin Stoyanov. 2018. XNLI: Evaluating cross-lingual sentence representations. In *Proceedings of the Conference on Empirical Methods in Natural Language Processing*, pages 2475–2485. <https://doi.org/10.18653/v1/D18-1269>
- Jacob Devlin, Ming-Wei Chang, Kenton Lee, and Kristina Toutanova. 2019. BERT: Pre-training of deep bidirectional transformers for language understanding. In *Proceedings of the 2019 Conference of the North American Chapter of the Association for Computational Linguistics: Human Language Technologies*, pages 4171–4186.
- Jiatao Gu, James Bradbury, Caiming Xiong, Victor O. K. Li, and Richard Socher. 2018. Non-autoregressive neural machine translation. In *International Conference on Learning Representations*.
- Neil Houlsby, Andrei Giurgiu, Stanislaw Jastrzebski, Bruna Morrone, Quentin De Laroussilhe, Andrea Gesmundo, Mona Attariyan, and Sylvain Gelly. 2019. Parameter-efficient transfer learning for NLP. In *Proceedings of the 36th International Conference on Machine Learning*, pages 2790–2799.
- Junjie Hu, Sebastian Ruder, Aditya Siddhant, Graham Neubig, Orhan Firat, and Melvin Johnson. 2020. XTREME: A massively multilingual multi-task benchmark for evaluating cross-lingual generalisation. In *Proceedings of the 37th International Conference on Machine Learning*, volume 119, pages 4411–4421.
- Haoyang Huang, Yaobo Liang, Nan Duan, Ming Gong, Linjun Shou, Daxin Jiang, and Ming

- Zhou. 2019. Unicoder: A universal language encoder by pre-training with multiple cross-lingual tasks. In *Proceedings of the 2019 Conference on Empirical Methods in Natural Language Processing and the 9th International Joint Conference on Natural Language Processing*, pages 2485–2494. <https://doi.org/10.18653/v1/D19-1252>
- Eric Jang, Shixiang Gu, and Ben Poole. 2017. Categorical reparameterization with gumbel-softmax. In *Proceedings of the International Conference on Learning Representations*.
- Inigo Jauregi Unanue, Jacob Parnell, and Massimo Piccardi. 2021. BERTTune: Fine-tuning neural machine translation with BERT-Score. In *Proceedings of the 59th Annual Meeting of the Association for Computational Linguistics and the 11th International Joint Conference on Natural Language Processing*, pages 915–924. <https://doi.org/10.18653/v1/2021.acl-short.115>
- Pratik Joshi, Sebastin Santy, Amar Budhiraja, Kalika Bali, and Monojit Choudhury. 2020. The state and fate of linguistic diversity and inclusion in the NLP world. In *Proceedings of the 58th Annual Meeting of the Association for Computational Linguistics*, pages 6282–6293. <https://doi.org/10.18653/v1/2020.acl-main.560>
- Alexandre Klementiev, Ivan Titov, and Binod Bhattarai. 2012. Inducing crosslingual distributed representations of words. In *Proceedings of the 24th International Conference on Computational Linguistics*, pages 1459–1474.
- Julia Kreutzer, Isaac Caswell, Lisa Wang, Ahsan Wahab, Daan van Esch, Nasanbayar Ulzii-Orshikh, Allahsera Tapo, Nishant Subramani, Artem Sokolov, Claytone Sikasote, Monang Setyawan, Supheakmungkol Sarin, Sokhar Samb, Benoît Sagot, Clara Rivera, Annette Rios, Isabel Papadimitriou, Salomey Osei, Pedro Ortiz Suarez, Iroko Orife, Kelechi Ogueji, Andre Niyongabo Rubungo, Toan Q. Nguyen, Mathias Müller, André Müller, Shamsuddeen Hassan Muhammad, Nanda Muhammad, Ayanda Mnyakeni, Jamshidbek Mirzakhlov, Tapiwanashe Matangira, Colin Leong, Nze Lawson, Sneha Kudugunta, Yacine Jernite, Mathias Jenny, Orhan Firat, Bonaventure F. P. Dossou, Sakhile Dlamini, Nisansa de Silva, Sakine Çabuk Ballı, Stella Biderman, Alessia Battisti, Ahmed Baruwa, Ankur Bapna, Pallavi Baljekar, Israel Abebe Azime, Ayodele Awokoya, Duygu Ataman, Orevaoghene Ahia, Oghenefego Ahia, Sweta Agrawal, and Mofetoluwa Adeyemi. 2022. Quality at a glance: An audit of web-crawled multilingual datasets. *Transactions of the Association for Computational Linguistics*, 10:50–72. https://doi.org/10.1162/tacl_a_00447
- Mike Lewis, Yinhan Liu, Naman Goyal, Marjan Ghazvininejad, Abdelrahman Mohamed, Omer Levy, Veselin Stoyanov, and Luke Zettlemoyer. 2020. BART: Denoising sequence-to-sequence pre-training for natural language generation, translation, and comprehension. In *Proceedings of the 58th Annual Meeting of the Association for Computational Linguistics*, pages 7871–7880. <https://doi.org/10.18653/v1/2020.acl-main.703>
- Yaobo Liang, Nan Duan, Yeyun Gong, Ning Wu, Fenfei Guo, Weizhen Qi, Ming Gong, Linjun Shou, Daxin Jiang, Guihong Cao, Xiaodong Fan, Ruofei Zhang, Rahul Agrawal, Edward Cui, Sining Wei, Taroon Bharti, Ying Qiao, Jiun-Hung Chen, Winnie Wu, Shuguang Liu, Fan Yang, Daniel Campos, Rangan Majumder, and Ming Zhou. 2020. XGLUE: A new benchmark dataset for cross-lingual pre-training, understanding and generation. In *Proceedings of the Conference on Empirical Methods in Natural Language Processing*, pages 6008–6018. <https://doi.org/10.18653/v1/2020.emnlp-main.484>
- Yinhan Liu, Jiatao Gu, Naman Goyal, Xian Li, Sergey Edunov, Marjan Ghazvininejad, Mike Lewis, and Luke Zettlemoyer. 2020. Multilingual denoising pre-training for neural machine translation. *Transactions of the Association for Computational Linguistics*, 8:726–742. https://doi.org/10.1162/tacl_a_00343
- Fuli Luo, Wei Wang, Jiahao Liu, Yijia Liu, Bin Bi, Songfang Huang, Fei Huang, and Luo Si. 2021. VECO: Variable and flexible cross-lingual pre-training for language understanding and generation. In *Proceedings of the 59th Annual Meeting of the Association for Computational Linguistics and the 11th International*

- Joint Conference on Natural Language Processing*, pages 3980–3994. <https://doi.org/10.18653/v1/2021.acl-long.308>
- Andre Martins and Ramon Astudillo. 2016. From softmax to sparsemax: A sparse model of attention and multi-label classification. In *International Conference on Machine Learning*, pages 1614–1623.
- Kelechi Ogueji, Yuxin Zhu, and Jimmy Lin. 2021. Small data? No problem! Exploring the viability of pretrained multilingual language models for low-resourced languages. In *Proceedings of the 1st Workshop on Multilingual Representation Learning*, pages 116–126. <https://doi.org/10.18653/v1/2021.mrl-1.11>
- Matthew E. Peters, Mark Neumann, Mohit Iyyer, Matt Gardner, Christopher Clark, Kenton Lee, and Luke Zettlemoyer. 2018. Deep contextualized word representations. In *Proceedings of the Conference of the North American Chapter of the Association for Computational Linguistics: Human Language Technologies*, pages 2227–2237. <https://doi.org/10.18653/v1/N18-1202>
- Jonas Pfeiffer, Naman Goyal, Xi Victoria Lin, Xian Li, James Cross, Sebastian Riedel, and Mikel Artetxe. 2022. Lifting the curse of multilinguality by pre-training modular transformers. In *Proceedings of the Conference of the North American Chapter of the Association for Computational Linguistics*, pages 3479–3495. <https://doi.org/10.18653/v1/2022.naacl-main.255>
- Jonas Pfeiffer, Ivan Vulić, Iryna Gurevych, and Sebastian Ruder. 2020. MAD-X: An adapter-based framework for multi-task cross-lingual transfer. In *Proceedings of the Conference on Empirical Methods in Natural Language Processing*, pages 7654–7673. <https://doi.org/10.18653/v1/2020.emnlp-main.617>
- Edoardo Maria Ponti, Julia Kreutzer, Ivan Vulić, and Siva Reddy. 2021. Modelling latent translations for cross-lingual transfer. *arXiv pre-print arXiv:2107.11353*.
- Lihua Qian, Hao Zhou, Yu Bao, Mingxuan Wang, Lin Qiu, Weinan Zhang, Yong Yu, and Lei Li. 2021. Glancing transformer for non-autoregressive neural machine translation. In *Proceedings of the 59th Annual Meeting of the Association for Computational Linguistics and the 11th International Joint Conference on Natural Language Processing*, pages 1993–2003. <https://doi.org/10.18653/v1/2021.acl-long.155>
- Alec Radford, Karthik Narasimhan, Tim Salimans, and Ilya Sutskever. 2018. Improving language understanding by generative pre-training. https://s3-us-west-2.amazonaws.com/openai-assets/research/language-unsupervised/language-understanding_paper.pdf
- Colin Raffel, Noam Shazeer, Adam Roberts, Katherine Lee, Sharan Narang, Michael Matena, Yanqi Zhou, Wei Li, and Peter J. Liu. 2020. Exploring the limits of transfer learning with a unified text-to-text transformer. *Journal of Machine Learning Research*, 21(140):1–67.
- Nils Reimers and Iryna Gurevych. 2020. Making monolingual sentence embeddings multilingual using knowledge distillation. In *Proceedings of the Conference on Empirical Methods in Natural Language Processing*, pages 4512–4525. <https://doi.org/10.18653/v1/2020.emnlp-main.365>
- Holger Schwenk and Xian Li. 2018. A corpus for multilingual document classification in eight languages. In *Proceedings of the Eleventh International Conference on Language Resources and Evaluation*.
- Amirhossein Tebbifakhr, Luisa Bentivogli, Matteo Negri, and Marco Turchi. 2019. Machine translation for machines: The sentiment classification use case. In *Proceedings of the Conference on Empirical Methods in Natural Language Processing and the 9th International Joint Conference on Natural Language Processing*, pages 1368–1374. <https://doi.org/10.18653/v1/D19-1140>
- Amirhossein Tebbifakhr, Matteo Negri, and Marco Turchi. 2020. Machine-oriented NMT adaptation for zero-shot NLP tasks: Comparing the usefulness of close and distant languages. In *Proceedings of the 7th Workshop on NLP for Similar Languages, Varieties and Dialects*, pages 36–46.

Ashish Vaswani, Noam Shazeer, Niki Parmar, Jakob Uszkoreit, Llion Jones, Aidan N. Gomez, Łukasz Kaiser, and Illia Polosukhin. 2017. Attention is all you need. In *Advances in Neural Information Processing Systems*.

Ke Wu, Xiaolin Wang, and Bao-Liang Lu. 2008. Cross language text categorization using a bilingual lexicon. In *Third International Joint Conference on Natural Language Processing*, pages 165–172.

Jingjing Xu, Hao Zhou, Chun Gan, Zaixiang Zheng, and Lei Li. 2021. Vocabulary learning via optimal transport for neural machine translation. In *Proceedings of the 59th Annual Meeting of the Association for Computational Linguistics and the 11th International Joint Conference on Natural Language Processing*, pages 7361–7373. <https://doi.org/10.18653/v1/2021.acl-long.571>

Linting Xue, Noah Constant, Adam Roberts, Mihir Kale, Rami Al-Rfou, Aditya Siddhant, Aditya Barua, and Colin Raffel. 2021. mT5: A massively multilingual pre-trained text-to-text transformer. In *Proceedings of the Conference of the North American Chapter of the Association for Computational Linguistics: Human Language Technologies*, pages 483–498.

Sicheng Yu, Qianru Sun, Hao Zhang, and Jing Jiang. 2022. Translate-train embracing translationese artifacts. In *Proceedings of the 60th Annual Meeting of the Association for Computational Linguistics*, pages 362–370.

<https://doi.org/10.18653/v1/2022.acl-short.40>

A Appendix

Table 11 shows the hyperparameters employed for the training of the MT-LM and TC-LM models and the fine-tuning of the overall T3L model.

For a fair comparison of T3L with standard few-shot cross-lingual transfer learning, we have generated a robust baseline (named LM in Tables 2, 3 and 4) using the same TC-LM models described in Section 4.2 and the same few-shot fine-tuning and validation data described in Section 4.1. All models have been trained for 10 epochs, and the checkpoints with the highest validation accuracy or mRP have been used for testing.

Hyperparameter	MT-LM	TC-LM	T3L
batch size	8	8	1
gradient accumulation	2	2	1
max gradient norm	1.0	1	1
learning rate	3e-5	3e-6	3e-6
warmup steps	500	500	0
weight decay	0.01	0.01	0.01
optimizer	AdamW	AdamW	AdamW
epochs	10	10	10
max input sequence length	170	170/512*	85/256*
max output sequence length	170	170/512*	85/256*

Table 11: Hyperparameter selection for the MT-LM, TC-LM and T3L models.