

AOT*: Efficient Synthesis Planning via LLM-Empowered AND-OR Tree Search

Xiaozhuang Song^{1,2}, Xuanhao Pan¹, Xinjian Zhao^{1,2}, Hangting Ye³,
Shufei Zhang², Jian Tang^{4,5}, Tianshu Yu^{1,2*}

¹School of Data Science, CUHK-Shenzhen, ²Shanghai AI Laboratory,

³Jilin University, ⁴Mila - Quebec AI Institute, ⁵HEC Montréal

xiaozhuangsong1@link.cuhk.edu.cn, yutianshu@cuhk.edu.cn

Abstract

Retrosynthesis planning enables the discovery of viable synthetic routes for target molecules, playing a crucial role in domains like drug discovery and materials design. Multi-step retrosynthetic planning remains computationally challenging due to exponential search spaces and inference costs. While Large Language Models (LLMs) demonstrate chemical reasoning capabilities, their application to synthesis planning faces constraints on efficiency and cost. To address these challenges, we introduce AOT*, a framework that transforms retrosynthetic planning by integrating LLM-generated chemical synthesis pathways with systematic AND-OR tree search. To this end, AOT* maps the generated complete synthesis routes onto AND-OR tree components, with a mathematically sound design of reward assignment strategy and retrieval-based context engineering, thus enabling LLMs to efficiently navigate in the chemical space. Experimental evaluation on multiple synthesis benchmarks demonstrates that AOT* achieves SOTA performance with significantly improved search efficiency. AOT* exhibits competitive solve rates using 3-5× fewer iterations than existing LLM-based approaches, with the performance advantage becoming more pronounced on complex molecular targets. Our code is available at <https://github.com/ShawnKS/AOTstar>.

1 Introduction

Retrosynthetic planning, the decomposition of target molecules into commercially available building blocks, is a fundamental challenge in organic chemistry that requires navigating an exponentially growing search space of chemical transformations (Corey and Wipke, 1969; Nicolaou and Chen, 2009; Grzybowski et al., 2009; Lewell et al., 1998). While early rule-based expert systems

demonstrated the feasibility of computer-aided synthesis planning (CASP), they suffered from extensive manual curation requirements and brittle performance on novel molecular scaffolds (Law et al., 2009; Boda et al., 2007; Coley et al., 2017). The advent of deep learning has enabled neural networks to automatically learn chemical transformations from large reaction databases, achieving remarkable progress in single-step reaction prediction (Segler et al., 2018; Schwaller et al., 2019; Segler and Waller, 2017; Liu et al., 2017; Schwaller et al., 2020; Dai et al., 2019; Chen and Jung, 2021). However, extending these successes to multi-step synthesis planning remains computationally challenging, as it requires sophisticated search strategies to efficiently explore the combinatorial space while maintaining reaction feasibility and synthetic accessibility (Christ et al., 2012; Bøgevig et al., 2015; Genheden et al., 2020; Saigiridharan et al., 2024; Thakkar et al., 2021; Tu et al., 2025; Dong et al., 2022).

Current neural approaches to multi-step synthesis planning face several challenges that limit their practical deployment (Maziarz et al., 2025; Genheden and Bjerrum, 2022). First, the computational overhead of repeated neural network inference creates significant bottlenecks, particularly problematic for high-throughput screening applications where thousands of molecules must be evaluated within tight time constraints (Andronov et al., 2025; Zhao et al., 2024; Hong et al., 2023). Second, these methods require extensive high-quality training data of validated synthesis routes to learn effective search strategies, yet when data is insufficient, they may exhibit limited performance and bias toward well-explored chemical spaces (Lin et al., 2022; Liu et al., 2023; Kim et al., 2021; Tripp et al., 2023; Yu et al., 2024). Third, the tree search algorithms underlying multi-step planning frequently suffer from redundant explorations and limited generalization beyond their training distri-

*Corresponding author

butions, as they cannot leverage broader chemical knowledge without explicit supervision (Kishimoto et al., 2019; Chen et al., 2020; Hong et al., 2023; Zhao et al., 2024).

The recent emergence of Large Language Models (LLMs) has opened new frontiers in chemical informatics, offering unprecedented capabilities for chemical reasoning (Boiko et al., 2023; White et al., 2023; Jablonka et al., 2024; M. Bran et al., 2024; Jablonka et al., 2024; Mirza et al., 2025). Recent work has demonstrated that LLMs can achieve remarkable performance in single-step retrosynthesis prediction when augmented with domain-specific fine-tuning or reasoning capabilities (Edwards et al., 2022; Liu et al., 2025; Yang et al., 2024; Zhang et al., 2024, 2025a; Lin et al., 2025; Deng et al., 2025). Pioneer efforts in LLM-based multi-step planning have emerged, such as the LLM-Syn-Planner framework (Wang et al., 2025), which employs evolutionary algorithms with mutation operators to generate and optimize complete retrosynthetic routes (Bran et al., 2025). However, extending these successes to practical multi-step synthesis planning remains challenging due to the computational expense of LLM inference, limited search efficiency with constrained iteration budgets, and the difficulty of incorporating chemical knowledge into the search process effectively (Guo et al., 2023; Kambhampati et al., 2024; Wang et al., 2024; Song et al., 2025).

To address these fundamental limitations, we introduce AOT*, a novel framework that harnesses the superior reasoning capabilities of LLMs while maintaining the computational efficiency required for practical synthesis planning (Jončev et al., 2025). Our approach builds upon the classical AND-OR tree representation of multi-step synthesis pathways, where OR nodes represent molecules and AND nodes represent reactions connecting products to their reactants (Chen et al., 2020; Schreck et al., 2019; Shi et al., 2020; Somnath et al., 2021). The key innovation of AOT* lies in its systematic integration of pathway-level LLM generation with AND-OR tree search, where complete synthesis routes are mapped to tree structures, enabling efficient exploration through intermediate reuse and structural memory that reduces search complexity while preserving the strategic coherence of generated pathways.

Our contributions are threefold: (1) We present AOT*, a framework that integrates LLM-generated synthesis pathways with AND-OR tree search, en-

abling systematic exploration by mapping pathways to tree structures that preserves synthetic coherence while exploiting structural reuse. (2) We demonstrate 3-5 \times efficiency improvements over existing approaches, with particularly strong performance on complex molecular targets where the tree-structured search effectively navigates challenging synthetic spaces that require sophisticated multi-step strategies. (3) We show consistent performance gains across diverse LLM architectures and benchmark datasets, confirming that the efficiency advantages stem from the algorithmic framework rather than model-specific capabilities, enabling practical deployment under various computational constraints.

2 Methodology

2.1 Problem Formulation

We formulate retrosynthetic planning as a generative AND-OR tree search problem as follows. Given a target molecule t and a set of available building blocks \mathcal{B} , we seek to construct an AND-OR tree $\mathcal{T} = (\mathcal{V}, \mathcal{E})$ where OR nodes $v \in \mathcal{V}_{OR}$ represent molecules and AND nodes $a \in \mathcal{V}_{AND}$ represent reactions. Each OR node can have multiple child AND nodes (alternative reactions), while each AND node connects to its parent OR node (product) and child OR nodes (reactants). We employ a generative function $g : \mathcal{M} \times \mathcal{S} \rightarrow \mathcal{P}$ that maps molecules and retrieved similar synthesis routes to reaction pathways. Here, \mathcal{M} denotes the space of molecules, \mathcal{S} represents retrieved synthesis examples, and \mathcal{P} is the space of multi-step pathways where each pathway $p = \langle r_1, \dots, r_n \rangle$ consists of sequential reaction steps, with each $r_i = (P_i \rightarrow \{R_{i,1}, \dots, R_{i,k_i}\})$ transforming a product molecule P_i into a set of reactants $\{R_{i,1}, \dots, R_{i,k_i}\}$ (denoted R_i for brevity). The objective is to find a valid synthesis tree \mathcal{T}^* satisfying:

$$\mathcal{T}^* \in \mathcal{T}_{valid} \quad \text{s.t.} \quad \forall v \in \text{Leaves}(\mathcal{T}^*), v \in \mathcal{B} \quad (1)$$

where \mathcal{T}_{valid} denotes chemically valid trees and $\text{Leaves}(\mathcal{T})$ refers to terminal OR nodes. To guide the search efficiently, we employ a cost function $C(\mathcal{T})$ encoding synthetic complexity. Generated pathways are mapped onto the tree as subgraphs $\mathcal{G}_p \subseteq \mathcal{T}$, maintaining consistency between the linear pathway structure and the hierarchical tree representation.

2.2 Pathway-to-Tree Mapping: Handling Structural Constraints

The mapping from LLM-generated linear pathways to AND-OR tree structures presents unique challenges that require careful algorithmic design. We formalize this as a tree construction problem with consistency constraints (Fontana, 1990). For a generated pathway p with reaction steps r_i , we construct a subtree $\mathcal{G}_p \subseteq \mathcal{T}$ that maintains three principal constraints: (1) Each molecule maps to exactly one OR node in the tree, enforced through SMILES canonicalization (Weininger, 1988; O’Boyle, 2012): $\forall m_1, m_2 \in \mathcal{M} : \text{canon}(m_1) = \text{canon}(m_2) \Rightarrow \text{OR}(m_1) = \text{OR}(m_2)$. (2) Reaction mappings preserve parent-child relationships across pathway steps—when step r_i decomposes molecule m appearing in step r_j ($j < i$), we enforce: $m \in R_j \wedge P_i = m \Rightarrow \text{AND}(r_i) \in \text{Children}(\text{OR}(m))$. (3) All generated reactions map to the tree, but orphaned steps targeting already-solved molecules are pruned: $\text{Map}(r_i) = \text{AND}(r_i)$ if $\neg \text{IsSolved}(P_i)$, otherwise \emptyset . The mapping algorithm processes pathways recursively, starting from the first step connected to the target and matching subsequent steps to unsolved molecules through canonicalized SMILES comparison. Invalid pathways are discarded during template-based validation while valid ones proceed to tree integration. Mapping complete pathways to tree structures preserves the strategic coherence of LLM-generated routes, contrasting with incremental methods that expand individual reactions without global synthetic strategy.

2.3 AOT*: AND-OR Tree Search with Generative Expansion

2.3.1 Pathway-Level Generation Framework

AOT* integrates LLM-based pathway generation with systematic AND-OR tree search. The framework transforms retrosynthetic planning through strategic generation of complete synthesis pathways guided by tree exploration. During node expansion, the framework prompts an LLM to generate complete multi-step synthesis routes for selected molecules: $\mathcal{P}_{\text{gen}} = \arg \max_{p \in \mathcal{P}} P(p | m, \mathcal{S}, \theta)$ where m denotes the selected unsolved molecule, \mathcal{S} represents retrieved similar synthesis routes, and θ parameterizes the LLM. The tree state \mathcal{T} guides molecule selection but does not directly condition pathway generation. The

generation process leverages the LLM’s implicit chemical knowledge to propose routes that systematically reduce molecular complexity while maintaining synthetic feasibility. Each generated pathway decomposes the target through a sequence of transformations, producing complete routes. To incorporate chemical precedent, the framework employs retrieval-augmented generation (Lewis et al., 2020). For each selected molecule, structurally similar compounds are retrieved from a database of validated synthesis routes: $\mathcal{S}_{\text{similar}} = \text{top-}k_{s \in \mathcal{D}} \{ \text{Tanimoto}(m, s) \}$ where similarity is computed using Tanimoto coefficient on Morgan fingerprints (Bajusz et al., 2015). These examples provide in-context demonstrations, guiding generation toward feasible strategies. The retrieved routes supply reaction precedents and strategic patterns while maintaining exploration flexibility. Generated pathways undergo template-based validation to verify chemical validity (Coley et al., 2019; Wang et al., 2025). Valid routes are mapped onto the AND-OR tree structure, creating subtrees that preserve pathway coherence. This mapping maintains both local reaction validity and global synthetic strategy consistency.

2.3.2 Tree Search with Generative Expansion

Building upon the pathway-level generation framework, AOT* implements a systematic tree search framework that coordinates the exploration of the AND-OR tree structure with LLM generative expansion. The framework maintains exploration guarantees while leveraging the efficiency gains from pathway-level generation. The search process operates through four integrated phases:

Selection Phase. The selection procedure identifies the most promising leaf AND node for expansion utilizing the Upper Confidence Bound (UCB) criterion (Auer et al., 2002): $\text{UCB}(a) = \bar{v}_a + c \sqrt{\frac{\ln N_{\text{parent}}}{n_a}}$ where \bar{v}_a denotes the empirical mean value computed from previous expansions, N_{parent} represents the cumulative visitation count across sibling AND nodes, and c constitutes the exploration-exploitation trade-off parameter. The selection mechanism targets expandable leaf AND nodes—those containing unsolved reactants and residing at depths below the predefined threshold—thereby allocating computational resources to the active search frontier.

Expansion Phase. Given a selected AND node a , the algorithm identifies constituent unsolved reactant molecules and generates synthesis path-

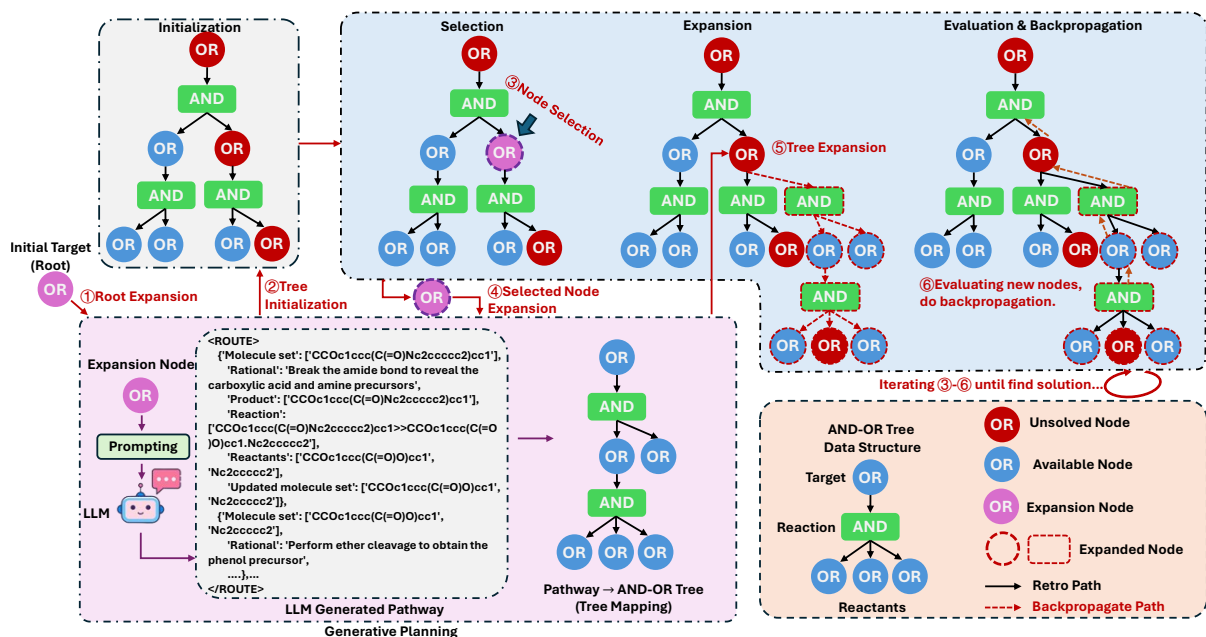


Figure 1: AOT* framework overview. The framework operates in four phases: (1) Initialization with root expansion via LLM-generated pathways, (2) Selection phase identifying promising nodes through exploration-exploitation balancing, (3) Expansion where selected OR nodes prompt LLM to generate multi-step pathways that are validated and mapped to tree structure, and (4) Evaluation and backpropagation to update node statistics. Blue circles indicate purchasable molecules, red circles represent unsolved targets, and green squares show AND reaction nodes. The generative process transforms LLM output into structured AND-OR tree branches while maintaining chemical validity.

ways. When multiple unsolved reactants exist, the least-explored molecule is selected. The generative process employs an LLM conditioned on the selected molecule and retrieval-augmented examples: $p \sim P(p | v, \mathcal{S}(v), \theta)$ where v denotes the selected molecule, $\mathcal{S}(v)$ represents retrieved similar synthesis routes, and θ parameterizes the LLM. For fair comparison considerations, we adopt the prompt design and RAG methodology from Wang et al. (2025). Detailed prompt templates and RAG implementation can be found in Appendix B.3. Generated pathways undergo template-based validation to ensure chemical feasibility. Valid pathways are mapped to the tree structure through a hierarchical construction process. For a generated pathway $p = \langle r_1, \dots, r_n \rangle$ where $r_i = (P_i \rightarrow \{R_{i,1}, \dots, R_{i,k_i}\})$, the algorithm constructs AND nodes for each reaction and OR nodes for each molecule:

$$\Psi(p) = \bigcup_{i=1}^n \left\{ \text{OR}(P_i) \xrightarrow{\text{AND}(r_i)} \{ \text{OR}(R_{i,j}) \}_{j=1}^{k_i} \right\} \quad (2)$$

This mapping generates subtrees where each AND node maintains parent-child relationships with corresponding OR nodes, preserving pathway coherence by connecting initial reactions to targets and

recursively expanding unsolved intermediates.

Evaluation Phase. Generated AND nodes undergo evaluation via a composite reward function: $R(a) = \alpha \cdot f_{\text{avail}}(a) + (1 - \alpha) \cdot f_{\text{chem}}(a)$ where $f_{\text{avail}}(a) \in [0, 1]$ quantifies the fraction of commercially available reactants, $f_{\text{chem}}(a) \in [0, 1]$ assesses chemical feasibility through synthetic complexity (SC) score evaluation (Coley et al., 2018), α is the availability-feasibility weight. This formulation balances synthetic accessibility with chemical viability.

Backpropagation Phase. Value estimates propagate through the tree structure following parent-child relationships: $\bar{v}_a^{(t+1)} = \frac{n_a \cdot \bar{v}_a^{(t)} + R(a_{\text{child}})}{n_a + 1}$. Upon molecular resolution (through commercial availability or complete synthesis), the solved status propagates throughout the tree. The algorithm marks solved OR nodes with corresponding solving AND paths, re-evaluates affected parent reactions, and prunes solved subtrees from the active search space. This update mechanism incorporates newly available intermediates across all branches of the search tree.

Termination. The search process terminates when: (i) a complete solution is found where $\forall v \in \text{Leaves}(\mathcal{T}), v \in \mathcal{B}$, (ii) computational budget

limits are reached (maximum iterations), or (iii) the search space is exhausted with no remaining expandable nodes. Upon termination, the process returns either the complete synthesis tree or a partial solution with the most promising incomplete branches.

2.4 Theoretical Analysis

Retrosynthetic planning requires searching through a combinatorial space with branching factor b and depth d , resulting in $\mathcal{O}(b^d)$ complexity for exhaustive search. LLM-based methods using evolutionary algorithms operate through local mutations requiring $\mathcal{O}(\mu \cdot g)$ evaluations where μ is population size and g is generations (Beyer and Schwefel, 2002; Wang et al., 2025). AOT* reduces this complexity to $\mathcal{O}(k \cdot d)$ where $k \ll b$ by replacing node-wise enumeration with pathway-level generation. The method leverages systematic tree search to explore the reduced search space. However, this approach inherits limitations from the exploration strategy employed. Let q denote the LLM’s generation quality—the fraction of generated pathways that are chemically valid and useful. When $q < 1$, we need approximately $1/q$ times more generations to find good solutions, giving effective complexity $\mathcal{O}(k/q \cdot d)$. Moreover, UCB only guarantees finding near-optimal solutions: the regret bound grows as $\mathcal{O}(\sqrt{n \log n})$ where n is the number of expansions (Bubeck et al., 2012), meaning we cannot guarantee finding the truly optimal synthesis route. This transforms combinatorial optimization into structured sampling from $P(p \mid m, \mathcal{T}, \theta)$ (Sun et al., 2023). Each LLM call explores a chemically-constrained subspace, achieving empirical efficiency gains of $3\text{-}5\times$ over evolutionary methods (see Sec. 3.4 for details). The pathway-level coherence enables rapid convergence to good solutions, though performance fundamentally depends on LLM generation quality q .

3 Experiments

3.1 Experimental Setup

Datasets. We evaluate our methods on four retrosynthesis benchmarks. **USPTO-Easy** and **USPTO-190** (Chen et al., 2020) are derived from the USPTO dataset, containing 200 and 190 molecules respectively, with former representing simpler synthesis problems. **Pistachio Reachable (Pistachio Reach.)** and **Pistachio Hard** are

from the Pistachio dataset¹, containing 150 and 100 molecules respectively, with Pistachio Hard presenting more challenging synthesis tasks. Following Wang et al. (2025), we use a route database constructed from training and validation sets of Retro* (no overlap with test molecules), while the reaction database is a processed version of USPTO-Full. We use 231 million purchasable compounds in eMolecules as building blocks (Chen et al., 2020).

Baselines. We compare against three categories of methods: (1) *Template-based search algorithms* including Graph2Edits (Zhong et al., 2023), RootAligned (Zhong et al., 2022), and LocalRetro (Chen and Jung, 2021) with both MCTS (Segler et al., 2018) and Retro* (Chen et al., 2020) search; (2) *Constrained Search (Constr.)* including DESP (Yu et al., 2024) using bidirectional search and Tango* (Jončev et al., 2025) guiding search towards specified starting materials; (3) *LLM-based approaches* including (i) LLM (MCTS/Retro*) following Wang et al. (2025) where LLMs act as single-step reaction predictors using template selection and self-consistency sampling within traditional search algorithms; (ii) LLM-Syn-Planner (LLM-S.P.) (Wang et al., 2025) which employs evolutionary search to optimize the synthesis routes iteratively. For fair comparison, all methods use the same building block inventory and reaction templates. Notably, LLM-Syn-Planner (Wang et al., 2025) was provided with identical RAG and prompting strategies as AOT*, ensuring comparisons reflect algorithmic design rather than prompt engineering.

Metrics. We report *solve rate* (SR) as the primary metric, measuring the percentage of target molecules successfully synthesized within the search budget. We evaluate efficiency through: (1) *Solve rates* at multiple budgets: N (iterations)=100, 300, 500, to assess search efficiency; (2) *Iteration-to-solution* (Iters) analysis at fine-grained intervals: $N=20, 40, 60, 80, 100$, to measure convergence speed; (3) *Difficulty-stratified performance* by SC score (Coley et al., 2018) quartiles (Q1-Q4, from simplest to most complex) to examine efficiency across molecular complexity levels.

Implementation Details. Following Wang et al. (2025), we evaluate AOT* using GPT-4o (Hurst et al., 2024) and DeepSeek-V3 (Liu et al., 2024) as primary LLMs (denoted “GPT” and “DS” for

¹<https://www.nextmovesoftware.com/pistachio.html>

	Method	USPTO-190			Pistachio Hard			USPTO-Easy			Pistachio Reachable		
		N=100	300	500	N=100	300	500	N=100	300	500	N=100	300	500
Single-step	Graph2Edits (MCTS)	42.7	54.7	63.5	26.0	41.0	62.0	90.0	93.5	96.5	77.3	88.4	94.2
	RootAligned (MCTS)	79.4	81.1	81.1	<u>83.0</u>	85.0	85.0	98.0	98.5	<u>98.5</u>	99.3	99.3	99.3
	LocalRetro (MCTS)	44.3	50.9	58.3	52.0	55.0	62.0	92.5	94.5	95.5	86.7	90.0	95.3
	Graph2Edits (Retro*)	51.1	59.4	80.0	71.0	74.0	82.0	92.0	95.5	97.5	94.0	95.0	97.5
	RootAligned (Retro*)†	86.8	88.9	88.9	78.0	82.0	82.0	<u>99.0</u>	<u>99.0</u>	<u>99.0</u>	<u>98.7</u>	<u>98.7</u>	<u>98.7</u>
	LocalRetro (Retro*)	51.0	65.8	73.7	63.0	69.0	72.0	95.5	97.5	98.0	<u>97.3</u>	99.3	99.3
Constr.	DESP	30.0	35.3	39.5	44.0	50.0	–	–	–	–	90.0	96.0	–
	Tango*	33.2	45.3	53.7	59.0	63.0	–	–	–	–	95.3	99.3	–
LLM-based	LLM (MCTS)	25.8	27.2	31.3	0.0	4.0	5.0	54.5	68.5	75.5	12.7	17.3	20.7
	LLM (Retro*)	23.2	26.8	30.6	0.0	2.0	5.0	56.0	69.0	75.5	14.7	19.3	13.3
	LLM-Syn-Planner (GPT)	64.7	91.1	92.1	72.0	<u>86.0</u>	<u>87.0</u>	91.0	<u>99.5</u>	100.0	93.3	<u>98.0</u>	<u>98.0</u>
	LLM-Syn-Planner (DS)	62.1	<u>92.1</u>	<u>92.6</u>	74.0	84.0	86.0	93.0	<u>99.5</u>	100.0	96.7	99.3	99.3
Ours	AOT* (GPT)	<u>82.1</u>	<u>92.6</u>	<u>93.1</u>	<u>85.0</u>	<u>88.0</u>	93.0	<u>98.5</u>	100.0	100.0	96.7	99.3	99.3
	AOT* (DS)	<u>86.3</u>	93.1	93.6	86.0	89.0	93.0	100.0	100.0	100.0	<u>98.7</u>	99.3	99.3

Table 1: Comparison of solve rates (%) across different search budgets on four benchmark datasets. Best results are **bolded** and top-3 are underlined.

brevity), maintaining identical prompts to isolate algorithmic improvements. Throughout experiments, N denotes search iterations and n denotes RAG samples, with N=100 as the default budget unless otherwise specified. Full hyperparameter settings are provided in Appendix B.1.3.

3.2 Main Results

Table 1 demonstrates AOT*’s superior efficiency in retrosynthetic search. At low computational budgets (N=100), AOT* achieves solve rates matching or exceeding competing methods’ 500-iteration performance, demonstrating 3-5 \times efficiency gains. On Pistachio Hard, AOT* achieves 85-86% solve rates at N=100, while LLM-Syn-Planner requires 300-500 iterations to reach comparable performance. Direct LLM integration (MCTS/Retro*) fails with $\leq 5\%$ solve rates, validating that pathway-level generation fundamentally outperforms single-step prediction. The performance gaps at N=100 (20%+ on USPTO-190, 10%+ on Pistachio Hard) demonstrate our AND-OR tree’s systematic exploration advantages over evolutionary optimization.

3.3 Difficulty-Stratified Performance Analysis

Table 2 reveals that AOT*’s efficiency advantage increases with molecular complexity across all datasets. Both methods handle simple molecules (Q1) well, but AOT* generally requires 3-5 \times fewer iterations while maintaining comparable or better solve rates. On challenging datasets (USPTO-190 and Pistachio Hard), the performance gap becomes substantial at higher complexity. For Q4

	Method	USPTO Easy		Pistachio Reach.		Pistachio Hard		USPTO-190	
		Iters	SR	Iters	SR	Iters	SR	Iters	SR
Q1	LLM-S.P.	10.33	100%	14.04	100%	34.83	92.0%	33.06	91.6%
	AOT*	2.78	100%	4.82	100%	5.76	100.0%	18.85	100.0%
Q2	LLM-S.P.	28.10	98%	23.81	97.3%	36.50	80.0%	35.86	74.4%
	AOT*	9.10	100%	9.54	100%	13.92	88.0%	26.45	85.1%
Q3	LLM-S.P.	31.68	92%	26.58	93.3%	47.11	68.0%	41.18	54.1%
	AOT*	10.26	100%	9.73	97.3%	28.68	80.0%	35.48	81.2%
Q4	LLM-S.P.	44.67	82%	27.75	93.3%	56.60	56.0%	45.79	27.6%
	AOT*	15.65	100%	12.08	97.4%	32.92	76.0%	38.51	78.7%

Table 2: Performance breakdown by SC score quartiles: AOT* v.s. LLM-Syn-Planner.

molecules, LLM-Syn-Planner’s solve rates drop to 27.6% and 56.0% respectively, while AOT* maintains 78.7% and 76.0%. Despite using fewer iterations than LLM-Syn-Planner (38.51 vs 45.79 on USPTO-190), AOT* achieves nearly 3 \times better solve rates on the most complex targets. On simpler datasets (USPTO-Easy and Pistachio Reachable), both methods maintain high solve rates even for Q4 molecules, but AOT* still demonstrates superior efficiency. These demonstrate that AOT*’s tree-structured search scales better than evolutionary approaches, which suffer from redundant pathway exploration.

3.4 Efficiency Analysis

Iteration Efficiency. Table 3 demonstrates AOT*’s superior search efficiency across all benchmarks. With DeepSeek-V3, AOT* achieves 56.3% solve rate at 20 iterations on USPTO-190, surpassing LLM-Syn-Planner’s performance at 60 iterations (46.8%). This efficiency gap is most pro-

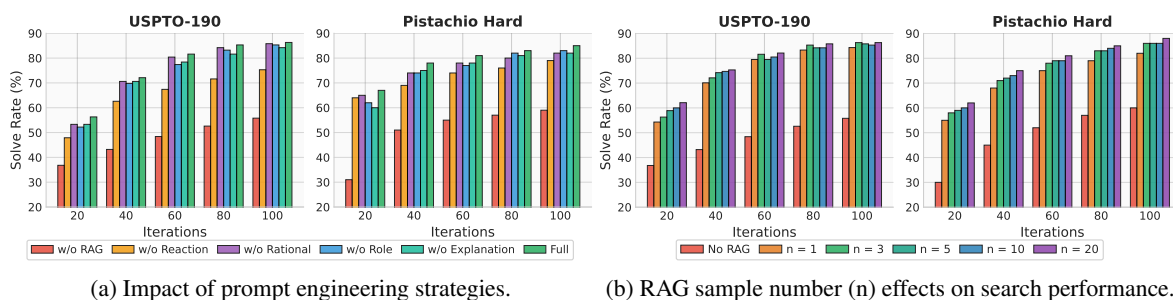


Figure 2: Component analysis on Pistachio Hard, USPTO-190.

Dataset	Method	N=20	N=40	N=60	N=80	N=100
Pistachio Hard	LLM-S.P. (GPT)	9.0	25.0	50.0	65.0	72.0
	AOT* (GPT)	64.0	76.0	79.0	81.0	85.0
USPTO-190	LLM-S.P. (DS)	13.0	33.0	55.0	69.0	74.0
	AOT* (DS)	67.0	78.0	81.0	83.0	86.0
USPTO-190	LLM-S.P. (GPT)	9.5	33.7	52.6	57.3	64.7
	AOT* (GPT)	55.7	69.5	78.4	80.5	82.1
	AOT* (DS)	56.3	72.1	81.6	85.3	86.3

Table 3: Solve rates (%) at different iteration thresholds.

nounced on Pistachio Hard, where AOT* reaches 67.0% at 20 iterations while LLM-Syn-Planner achieves only 13.0%, representing a 5 \times improvement. Across all datasets, AOT* requires 3-5 \times fewer iterations to reach comparable solve rates, from 1.6 \times on simpler targets (USPTO-Easy) to over 5 \times on complex ones. This iteration efficiency stems from the AND-OR tree’s ability to systematically exploit discovered intermediates and prune redundant branches, whereas LLM-Syn-Planner’s evolutionary approach explores pathways independently without structural memory. The performance gains persist across both GPT-4o and DeepSeek-V3, with DeepSeek-V3 consistently slightly outperforming GPT-4o, confirming that our algorithmic framework effectively leverages diverse LLM capabilities.

Component Ablation Analysis. We conduct ablation studies on prompt components (role, task, planning, explanation, rationale) and RAG to analyze their individual contributions. Figure 2a and 2b reveal how each component contributes to AOT*’s search efficiency. RAG emerges as most critical: its removal degrades solve rates by 20%–40% at early iterations and 20%–30% at N=100, requiring 2–3 \times more iterations for comparable performance. Optimal RAG configuration varies by target complexity, with USPTO-190 saturating at 5 samples while Pistachio Hard continues improving to 10 samples. Prompt engineering components

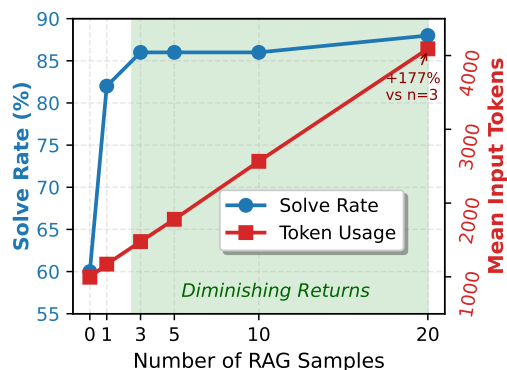


Figure 3: Performance saturation and input token usage with varying RAG samples on Pistachio Hard.

show modest individual impact but collectively accelerate search by 10–20 iterations, with effects most pronounced at early stages (N=20–60). These components work synergistically: RAG provides chemical precedents, prompt engineering guides exploration, and tree structure enables intermediate reuse, together enabling 5–6 \times faster identification of viable synthesis routes.

3.5 Ablation Studies

RAG Samples v.s. Token Usage. Figure 3 quantifies the trade-off between retrieval-augmented generation effectiveness and computational cost. The analysis reveals a sharp performance plateau after 3 samples: solve rate increases from 60% (No RAG) to 86% (3 samples), then remains nearly flat despite token usage continuing to grow exponentially. Specifically, increasing from 3 to 20 samples yields only 2% performance gain while inflating token consumption by 177% (from 1,478 to 4,091 tokens). This diminishing returns pattern validates our default configuration of 3 samples, which achieves 86% solve rate on Pistachio Hard while using only 36% of the tokens required at 20 samples. The rapid saturation suggests that a small set of high-quality chemical precedents sufficiently grounds the LLM’s pathway generation, with addi-

Model	Solve Rate (%)		API Cost	
	N=20	N=100	Input	Output
GPT-4o-mini (AOT*)	32.0	65.0	0.15	0.60
DeepSeek-V3 (AOT*)	67.0	86.0	0.56	1.68
GPT-4o (AOT*)	64.0	85.0	2.50	10.00
Claude-4-Sonnet (AOT*)	63.0	79.0	3.00	15.00
Gemini-2.5 Pro (AOT*)	66.0	84.0	1.25	10.00
DeepSeek-V3 (LLM-S.P.)	13.0	74.0	0.56	1.68
GPT-4o (LLM-S.P.)	9.0	72.0	2.50	10.00

Table 4: Performance across LLM architectures on Pistachio Hard. Cost: \$/1M tokens.

tional examples providing redundant information rather than novel strategic insights.

Hyperparameter Sensitivity. Table 13 examines search hyperparameters on Pistachio Hard. The exploration parameter c performs optimally at 0.5, achieving 84–86% solve rates across temperatures, while higher c values yield diminishing returns, particularly when combined with high temperature ($T=0.9$). The best configuration ($c=0.5$, $T=0.7$) achieves 86%, though the narrow performance range (77–86%) demonstrates AOT*’s stability across configurations, indicating modest tuning requirements for practical deployment.

3.6 Cross-Model Consistency

Table 4 demonstrates AOT*’s efficiency and cost-performance advantage across diverse LLM architectures. Cost-performance analysis reveals that budget models achieve cost-competitive results: GPT-4o-mini (\$0.15/\$0.60 per million tokens) reaches 32% solve rate at $N=20$, while premium models like Claude-4-Sonnet (\$3.00/\$15.00) achieve 63% despite $20\times$ higher costs. DeepSeek-V3 emerges as the optimal choice, achieving 67% at $N=20$ and 86% at $N=100$ with moderate pricing (\$0.56/\$1.68), matching or exceeding expensive alternatives. The consistent 5-6 \times efficiency gap between AOT* and LLM-Syn-Planner across all models confirms that performance gains stem from our algorithmic framework, enabling practical cost-effective model deployment while maintaining superior efficiency.

4 Related Work

Search Algorithms for Retrosynthesis. Multi-step retrosynthesis planning leverages search algorithms to discover synthetic pathways. Monte Carlo Tree Search (MCTS) (Segler et al., 2018) pioneered neural-guided synthesis planning, with

subsequent variants incorporating experience guidance (Hong et al., 2023) and hybrid A* search (Zhao et al., 2024). The Retro* algorithm (Chen et al., 2020) introduced AND-OR tree representations with neural-guided search, inspiring extensions such as dual value networks (Liu et al., 2023), uncertainty-aware planning (Tripp et al., 2023), and bidirectional search (Yu et al., 2024). Other approaches employ beam search (Schwaller et al., 2020), graph neural networks (Wang et al., 2023), and neurosymbolic methods (Zhang et al., 2025c).

LLMs for Chemical Reasoning. Large language models have demonstrated strong capabilities in chemical knowledge encoding and molecular reasoning (White et al., 2023; Jablonka et al., 2024), through domain-specific fine-tuning (Zhang et al., 2024), instruction-tuning (Lin et al., 2025), and agentic frameworks (Boiko et al., 2023; M. Bran et al., 2024). For multi-step synthesis planning, recent work includes DeepRetro (Sathyanarayana et al., 2025) combining iterative LLM reasoning with validation, RetroDFM-R (Zhang et al., 2025b) using reinforcement learning for explainable reasoning, and LLM-Syn-Planner (Wang et al., 2025) employing evolutionary algorithms to refine complete pathways. Our work differs by integrating LLM-generated pathways with systematic AND-OR tree search, enabling intermediate reuse and structured exploration.

5 Conclusion

In this work, we introduce AOT*, a novel framework that enhances the efficiency of multi-step retrosynthetic planning by integrating Large Language Models with AND-OR tree search. Our key innovation lies in atomically mapping LLM-generated synthesis pathways to AND-OR tree structures, preserving strategic coherence and enabling systematic intermediate reuse. This approach, combined with retrieval-augmented generation and systematic tree exploration, transforms the search process from iterative pathway optimization to structured exploration with pathway-level generation and achieves satisfying performance within constrained budgets. Extensive experiments demonstrate that AOT* achieves superior efficiency, requiring much fewer iterations than existing approaches to discover viable synthesis pathways while maintaining competitive solve rates across multiple synthesis benchmarks.

Acknowledgements

This project was supported by Shanghai Municipal Science and Technology Major Project under grant 2025SHZDZX025D05.

Limitations

Despite AOT*'s efficiency improvements, the framework depends on the underlying LLM's chemical knowledge, which may not capture specialized transformations well. Complex natural products can still cause unproductive search expansions when the model lacks relevant precedents. The framework's performance also relies on retrieval-augmented generation to provide high-quality chemical examples, which may limit generalization to novel chemical spaces outside the training distribution. Additionally, the current implementation does not support controllable multi-objective search or uncertainty quantification, features that would be valuable for practical deployment scenarios.

References

- Mikhail Andronov, Natalia Andronova, Michael Wand, Jürgen Schmidhuber, and Djork-Arné Clevert. 2025. [Fast and scalable retrosynthetic planning with a transformer neural network and speculative beam search](#). *arXiv preprint arXiv:2508.01459*.
- Anthropic. 2025. Claude Opus 4 & Claude Sonnet 4 - System Card.
- Peter Auer, Nicolo Cesa-Bianchi, and Paul Fischer. 2002. [Finite-time analysis of the multiarmed bandit problem](#). *Machine learning*, 47(2):235–256.
- Dávid Bajusz, Anita Rácz, and Károly Héberger. 2015. [Why is tanimoto index an appropriate choice for fingerprint-based similarity calculations?](#) *Journal of cheminformatics*, 7(1):20.
- Hans-Georg Beyer and Hans-Paul Schwefel. 2002. [Evolution strategies—a comprehensive introduction](#). *Natural computing*, 1(1):3–52.
- Krisztina Boda, Thomas Seidel, and Johann Gasteiger. 2007. [Structure and reaction based evaluation of synthetic accessibility](#). *Journal of computer-aided molecular design*, 21(6):311–325.
- Anders Bøgevig, Hans-Jurgen Federsel, Fernando Huerta, Michael G Hutchings, Hans Kraut, Thomas Langer, Peter Low, Christoph Oppawsky, Tobias Rein, and Heinz Saller. 2015. [Route design in the 21st century: the ic synth software tool as an idea generator for synthesis prediction](#). *Organic Process Research & Development*, 19(2):357–368.
- Daniil A Boiko, Robert MacKnight, Ben Kline, and Gabe Gomes. 2023. [Autonomous chemical research with large language models](#). *Nature*, 624(7992):570–578.
- Andres M Bran, Theo A Neukomm, Daniel P Armstrong, Zlatko Jončev, and Philippe Schwaller. 2025. [Chemical reasoning in llms unlocks steerable synthesis planning and reaction mechanism elucidation](#). *arXiv preprint arXiv:2503.08537*.
- Sébastien Bubeck, Nicolo Cesa-Bianchi, and 1 others. 2012. [Regret analysis of stochastic and nonstochastic multi-armed bandit problems](#). *Foundations and Trends® in Machine Learning*, 5(1):1–122.
- Binghong Chen, Chengtao Li, Hanjun Dai, and Le Song. 2020. [Retro*: learning retrosynthetic planning with neural guided a* search](#). In *International conference on machine learning*, pages 1608–1616. PMLR.
- Shuan Chen and Yousung Jung. 2021. [Deep retrosynthetic reaction prediction using local reactivity and global attention](#). *JACS Au*, 1(10):1612–1620.
- Clara D Christ, Matthias Zentgraf, and Jan M Kriegl. 2012. [Mining electronic laboratory notebooks: analysis, retrosynthesis, and reaction based enumeration](#). *Journal of chemical information and modeling*, 52(7):1745–1756.
- Connor W Coley, William H Green, and Klavs F Jensen. 2019. [Rdchiral: An rdkit wrapper for handling stereochemistry in retrosynthetic template extraction and application](#). *Journal of chemical information and modeling*, 59(6):2529–2537.
- Connor W Coley, Luke Rogers, William H Green, and Klavs F Jensen. 2017. [Computer-assisted retrosynthesis based on molecular similarity](#). *ACS central science*, 3(12):1237–1245.
- Connor W Coley, Luke Rogers, William H Green, and Klavs F Jensen. 2018. [Scscore: synthetic complexity learned from a reaction corpus](#). *Journal of chemical information and modeling*, 58(2):252–261.
- Gheorghe Comanici, Eric Bieber, Mike Schaeckermann, Ice Pasupat, Naveen Sachdeva, Inderjit Dhillon, Marcel Blistein, Ori Ram, Dan Zhang, Evan Rosen, and 1 others. 2025. [Gemini 2.5: Pushing the frontier with advanced reasoning, multimodality, long context, and next generation agentic capabilities](#). *arXiv preprint arXiv:2507.06261*.
- Elias James Corey and W Todd Wipke. 1969. [Computer-assisted design of complex organic syntheses: Pathways for molecular synthesis can be devised with a computer and equipment for graphical communication](#). *Science*, 166(3902):178–192.
- Hanjun Dai, Chengtao Li, Connor Coley, Bo Dai, and Le Song. 2019. [Retrosynthesis prediction with conditional graph logic network](#). *Advances in Neural Information Processing Systems*, 32.

- Yafeng Deng, Xinda Zhao, Hanyu Sun, Yu Chen, Xiaorui Wang, Xi Xue, Liangning Li, Jianfei Song, Chang-Yu Hsieh, Tingjun Hou, and 1 others. 2025. [Rsgpt: a generative transformer model for retrosynthesis planning pre-trained on ten billion datapoints](#). *Nature Communications*, 16(1):7012.
- Jingxin Dong, Mingyi Zhao, Yuansheng Liu, Yansen Su, and Xiangxiang Zeng. 2022. [Deep learning in retrosynthesis planning: datasets, models and tools](#). *Briefings in Bioinformatics*, 23(1).
- Carl Edwards, Tuan Lai, Kevin Ros, Garrett Honke, Kyunghyun Cho, and Heng Ji. 2022. [Translation between molecules and natural language](#). In *Proceedings of the 2022 Conference on Empirical Methods in Natural Language Processing*, pages 375–413.
- Walter Fontana. 1990. Algorithmic chemistry. Technical report, Los Alamos National Lab., NM (USA).
- Samuel Genheden and Esben Bjerrum. 2022. [Paroutes: towards a framework for benchmarking retrosynthesis route predictions](#). *Digital Discovery*, 1(4):527–539.
- Samuel Genheden, Amol Thakkar, Veronika Chadimová, Jean-Louis Reymond, Ola Engkvist, and Esben Bjerrum. 2020. [Aizynthfinder: a fast, robust and flexible open-source software for retrosynthetic planning](#). *Journal of cheminformatics*, 12(1):70.
- Aaron Grattafiori, Abhimanyu Dubey, Abhinav Jauhri, Abhinav Pandey, Abhishek Kadian, Ahmad Al-Dahle, Aiesha Letman, Akhil Mathur, Alan Schelten, Alex Vaughan, and 1 others. 2024. [The llama 3 herd of models](#). *arXiv preprint arXiv:2407.21783*.
- Bartosz A Grzybowski, Kyle JM Bishop, Bartłomiej Kowalczyk, and Christopher E Wilmer. 2009. [The 'wired' universe of organic chemistry](#). *Nature Chemistry*, 1(1):31–36.
- Daya Guo, Dejian Yang, Haowei Zhang, Junxiao Song, Ruoyu Zhang, Runxin Xu, Qihao Zhu, Shitong Ma, Peiyi Wang, Xiao Bi, and 1 others. 2025. [Deepseek-r1: Incentivizing reasoning capability in llms via reinforcement learning](#). *arXiv preprint arXiv:2501.12948*.
- Taicheng Guo, Bozhao Nan, Zhenwen Liang, Zhichun Guo, Nitesh Chawla, Olaf Wiest, Xiangliang Zhang, and 1 others. 2023. [What can large language models do in chemistry? a comprehensive benchmark on eight tasks](#). *Advances in Neural Information Processing Systems*, 36:59662–59688.
- Siqi Hong, Hankz Hankui Zhuo, Kebin Jin, Guang Shao, and Zhanwen Zhou. 2023. [Retrosynthetic planning with experience-guided monte carlo tree search](#). *Communications Chemistry*, 6(1):120.
- Aaron Hurst, Adam Lerer, Adam P Goucher, Adam Perelman, Aditya Ramesh, Aidan Clark, AJ Ostrow, Akila Welihinda, Alan Hayes, Alec Radford, and 1 others. 2024. [Gpt-4o system card](#). *arXiv preprint arXiv:2410.21276*.
- Kevin Maik Jablonka, Philippe Schwaller, Andres Ortega-Guerrero, and Berend Smit. 2024. [Leveraging large language models for predictive chemistry](#). *Nature Machine Intelligence*, 6(2):161–169.
- Zlatko Jončev, Jeff Guo, Philippe Schwaller, and 1 others. 2025. [Tango*: Constrained synthesis planning using chemically informed value functions](#). *Digital Discovery*.
- Subbarao Kambhampati, Karthik Valmeekam, Lin Guan, Mudit Verma, Kaya Stechly, Siddhant Bhambri, Lucas Saldyt, and Anil Murthy. 2024. [Llms can't plan, but can help planning in llm-modulo frameworks](#). *arXiv preprint arXiv:2402.01817*.
- Junsu Kim, Sungsoo Ahn, Hankook Lee, and Jinwoo Shin. 2021. [Self-improved retrosynthetic planning](#). In *International Conference on Machine Learning*, pages 5486–5495. PMLR.
- Akihiro Kishimoto, Beat Buesser, Bei Chen, and Adi Botea. 2019. [Depth-first proof-number search with heuristic edge cost and application to chemical synthesis planning](#). *Advances in Neural Information Processing Systems*, 32.
- James Law, Zsolt Zsoldos, Aniko Simon, Darryl Reid, Yang Liu, Sing Yoong Khew, A Peter Johnson, Sarah Major, Robert A Wade, and Howard Y Ando. 2009. [Route designer: a retrosynthetic analysis tool utilizing automated retrosynthetic rule generation](#). *Journal of chemical information and modeling*, 49(3):593–602.
- Xiao Qing Lewell, Duncan B Judd, Stephen P Watson, and Michael M Hann. 1998. [Recap retrosynthetic combinatorial analysis procedure: a powerful new technique for identifying privileged molecular fragments with useful applications in combinatorial chemistry](#). *Journal of chemical information and computer sciences*, 38(3):511–522.
- Patrick Lewis, Ethan Perez, Aleksandra Piktus, Fabio Petroni, Vladimir Karpukhin, Naman Goyal, Heinrich Küttler, Mike Lewis, Wen-tau Yih, Tim Rocktäschel, and 1 others. 2020. [Retrieval-augmented generation for knowledge-intensive nlp tasks](#). *Advances in neural information processing systems*, 33:9459–9474.
- Min Htoo Lin, Zhengkai Tu, and Connor W Coley. 2022. [Improving the performance of models for one-step retrosynthesis through re-ranking](#). *Journal of cheminformatics*, 14(1):15.
- Xuan Lin, Qingrui Liu, Hongxin Xiang, Daojian Zeng, and Xiangxiang Zeng. 2025. [Enhancing chemical reaction and retrosynthesis prediction with large language model and dual-task learning](#). *arXiv preprint arXiv:2505.02639*.
- Aixin Liu, Bei Feng, Bing Xue, Bingxuan Wang, Bochao Wu, Chengda Lu, Chenggang Zhao, Chengqi Deng, Chenyu Zhang, Chong Ruan, and 1 others. 2024. [Deepseek-v3 technical report](#). *arXiv preprint arXiv:2412.19437*.

- Bowen Liu, Bharath Ramsundar, Prasad Kawthekar, Jade Shi, Joseph Gomes, Quang Luu Nguyen, Stephen Ho, Jack Sloane, Paul Wender, and Vijay Pande. 2017. [Retrosynthetic reaction prediction using neural sequence-to-sequence models](#). *ACS central science*, 3(10):1103–1113.
- Gang Liu, Michael Sun, Wojciech Matusik, Meng Jiang, and Jie Chen. 2025. [Multimodal large language models for inverse molecular design with retrosynthetic planning](#). In *International Conference on Learning Representations*.
- Guoqing Liu, Di Xue, Shufang Xie, Yingce Xia, Austin Tripp, Krzysztof Maziarz, Marwin Segler, Tao Qin, Zongzhang Zhang, and Tie-Yan Liu. 2023. [Retrosynthetic planning with dual value networks](#). In *International conference on machine learning*, pages 22266–22276. PMLR.
- Andres M. Bran, Sam Cox, Oliver Schilter, Carlo Baldassari, Andrew D White, and Philippe Schwaller. 2024. [Augmenting large language models with chemistry tools](#). *Nature Machine Intelligence*, 6(5):525–535.
- Krzysztof Maziarz, Austin Tripp, Guoqing Liu, Megan Stanley, Shufang Xie, Piotr Gaiński, Philipp Seidl, and Marwin HS Segler. 2025. [Re-evaluating retrosynthesis algorithms with syntheseus](#). *Faraday Discussions*, 256:568–586.
- Adrian Mirza, Nawaf Alampara, Sreekanth Kunchapu, Martiño Ríos-García, Benedict Emoekabu, Aswanth Krishnan, Tanya Gupta, Mara Schilling-Wilhelmi, Macjonathan Okereke, Anagha Aneesh, and 1 others. 2025. [A framework for evaluating the chemical knowledge and reasoning abilities of large language models against the expertise of chemists](#). *Nature Chemistry*, pages 1–8.
- KC Nicolaou and Jason S Chen. 2009. [The art of total synthesis through cascade reactions](#). *Chemical Society Reviews*, 38(11):2993–3009.
- Noel M O’Boyle. 2012. [Towards a universal smiles representation—a standard method to generate canonical smiles based on the inchi](#). *Journal of cheminformatics*, 4(1):22.
- Lakshidaa Saigiridharan, Alan Kai Hassen, Helen Lai, Paula Torren-Peraire, Ola Engkvist, and Samuel Genheden. 2024. [Aizynthfinder 4.0: developments based on learnings from 3 years of industrial application](#). *Journal of cheminformatics*, 16(1):57.
- Shreyas Vinaya Sathyanarayana, Sharanabasava D Hiremath, Rahil Shah, Rishikesh Panda, Rahul Jana, Riya Singh, Rida Irfan, Ashwin Murali, and Bharath Ramsundar. 2025. [Deepretro: Retrosynthetic pathway discovery using iterative llm reasoning](#). *arXiv preprint arXiv:2507.07060*.
- John S Schreck, Connor W Coley, and Kyle JM Bishop. 2019. [Learning retrosynthetic planning through simulated experience](#). *ACS central science*, 5(6):970–981.
- Philippe Schwaller, Teodoro Laino, Théophile Gaudin, Peter Bolgar, Christopher A Hunter, Costas Bekas, and Alpha A Lee. 2019. [Molecular transformer: a model for uncertainty-calibrated chemical reaction prediction](#). *ACS central science*, 5(9):1572–1583.
- Philippe Schwaller, Riccardo Petraglia, Valerio Zullo, Vishnu H Nair, Rico Andreas Hauselmann, Riccardo Pisoni, Costas Bekas, Anna Iuliano, and Teodoro Laino. 2020. [Predicting retrosynthetic pathways using transformer-based models and a hyper-graph exploration strategy](#). *Chemical science*, 11(12):3316–3325.
- Marwin HS Segler, Mike Preuss, and Mark P Waller. 2018. [Planning chemical syntheses with deep neural networks and symbolic ai](#). *Nature*, 555(7698):604–610.
- Marwin HS Segler and Mark P Waller. 2017. [Neural-symbolic machine learning for retrosynthesis and reaction prediction](#). *Chemistry—A European Journal*, 23(25):5966–5971.
- Chence Shi, Minkai Xu, Hongyu Guo, Ming Zhang, and Jian Tang. 2020. [A graph to graphs framework for retrosynthesis prediction](#). In *International conference on machine learning*, pages 8818–8827. PMLR.
- Vignesh Ram Somnath, Charlotte Bunne, Connor Coley, Andreas Krause, and Regina Barzilay. 2021. [Learning graph models for retrosynthesis prediction](#). *Advances in Neural Information Processing Systems*, 34:9405–9415.
- Xiaozhuang Song, Shufei Zhang, and Tianshu Yu. 2025. [Rekg-mcts: Reinforcing llm reasoning on knowledge graphs via training-free monte carlo tree search](#). In *Findings of the Association for Computational Linguistics: ACL 2025*, pages 9288–9306.
- Haoran Sun, Katayoon Goshvadi, Azade Nova, Dale Schuurmans, and Hanjun Dai. 2023. [Revisiting sampling for combinatorial optimization](#). In *International Conference on Machine Learning*, pages 32859–32874. PMLR.
- Qwen Team. 2025. Qwen3-max: Just scale it.
- Amol Thakkar, Veronika Chadimová, Esben Jannik Bjerrum, Ola Engkvist, and Jean-Louis Reymond. 2021. [Retrosynthetic accessibility score \(rascore\)—rapid machine learned synthesizability classification from ai driven retrosynthetic planning](#). *Chemical science*, 12(9):3339–3349.
- Austin Tripp, Krzysztof Maziarz, Sarah Lewis, Marwin Segler, and José Miguel Hernández-Lobato. 2023. [Retro-fallback: retrosynthetic planning in an uncertain world](#). *arXiv preprint arXiv:2310.09270*.
- Zhengkai Tu, Sourabh J Choure, Mun Hong Fong, Ji-hye Roh, Itai Levin, Kevin Yu, Joonyoung F Joung, Nathan Morgan, Shih-Cheng Li, Xiaoqi Sun, and 1 others. 2025. [Askcos: Open-source, data-driven synthesis planning](#). *Accounts of Chemical Research*, 58(11):1764–1775.

- Haorui Wang, Jeff Guo, Lingkai Kong, Rampi Ramprasad, Philippe Schwaller, Yuanqi Du, and Chao Zhang. 2025. Llm-augmented chemical synthesis and design decision programs. *arXiv preprint arXiv:2505.07027*.
- Jiapu Wang, Sun Kai, Linhao Luo, Wei Wei, Yongli Hu, Alan Wee-Chung Liew, Shirui Pan, and Baocai Yin. 2024. Large language models-guided dynamic adaptation for temporal knowledge graph reasoning. *Advances in Neural Information Processing Systems*, 37:8384–8410.
- Yu Wang, Chao Pang, Yuzhe Wang, Junru Jin, Jingjie Zhang, Xiangxiang Zeng, Ran Su, Quan Zou, and Leyi Wei. 2023. Retrosynthesis prediction with an interpretable deep-learning framework based on molecular assembly tasks. *Nature Communications*, 14(1):6155.
- David Weininger. 1988. Smiles, a chemical language and information system. 1. introduction to methodology and encoding rules. *Journal of chemical information and computer sciences*, 28(1):31–36.
- Andrew D White, Glen M Hocky, Heta A Gandhi, Mehrad Ansari, Sam Cox, Geemi P Wellawatte, Subarna Sasmal, Ziyue Yang, Kangxin Liu, Yuvraj Singh, and 1 others. 2023. Assessment of chemistry knowledge in large language models that generate code. *Digital Discovery*, 2(2):368–376.
- xAI. 2025. Grok 4. <https://x.ai/news/grok-4>.
- Yifei Yang, Runhan Shi, Zuchao Li, Shu Jiang, Bao-Liang Lu, Yang Yang, and Hai Zhao. 2024. Batgpt-chem: A foundation large model for retrosynthesis prediction. *arXiv preprint arXiv:2408.10285*.
- Kevin Yu, Jihye Roh, Ziang Li, Wenhao Gao, Runzhong Wang, and Connor Coley. 2024. Double-ended synthesis planning with goal-constrained bidirectional search. *Advances in Neural Information Processing Systems*, 37:112919–112949.
- Chonghuan Zhang, Qianghua Lin, Biwei Zhu, Haopeng Yang, Xiao Lian, Hao Deng, Jiajun Zheng, and Kuangbiao Liao. 2025a. Synask: unleashing the power of large language models in organic synthesis. *Chemical science*, 16(1):43–56.
- Di Zhang, Wei Liu, Qian Tan, Jingdan Chen, Hang Yan, Yuliang Yan, Jiatong Li, Weiran Huang, Xiangyu Yue, Wanli Ouyang, and 1 others. 2024. Chemllm: A chemical large language model. *arXiv preprint arXiv:2402.06852*.
- Situo Zhang, Hanqi Li, Lu Chen, Zihan Zhao, Xuanze Lin, Zichen Zhu, Bo Chen, Xin Chen, and Kai Yu. 2025b. Reasoning-driven retrosynthesis prediction with large language models via reinforcement learning. *arXiv preprint arXiv:2507.17448*.
- Xuefeng Zhang, Haowei Lin, Muhan Zhang, Yuan Zhou, and Jianzhu Ma. 2025c. A data-driven group retrosynthesis planning model inspired by neurosymbolic programming. *Nature Communications*, 16(1):192.
- Dengwei Zhao, Shikui Tu, and Lei Xu. 2024. Efficient retrosynthetic planning with mcts exploration enhanced a* search. *Communications Chemistry*, 7(1):52.
- Weihe Zhong, Ziduo Yang, and Calvin Yu-Chian Chen. 2023. Retrosynthesis prediction using an end-to-end graph generative architecture for molecular graph editing. *Nature Communications*, 14(1):3009.
- Zipeng Zhong, Jie Song, Zunlei Feng, Tiantao Liu, Lingxiang Jia, Shaolun Yao, Min Wu, Tingjun Hou, and Mingli Song. 2022. Root-aligned smiles: a tight representation for chemical reaction prediction. *Chemical Science*, 13(31):9023–9034.

Appendix

A Use of LLMs

Large Language Models were used as assistive tools in the preparation of this manuscript. We employed LLMs for grammar checking, LaTeX formatting, improving the clarity of technical descriptions, and assisting with experimental code refactoring and implementation. The core scientific contributions and conclusions presented in this paper originate from the authors’ work.

B Reproducibility

B.1 Experimental Setup

B.1.1 Dataset Statistics

Table 5 summarizes the key characteristics that differentiate the datasets in terms of molecular complexity.

The statistics reveal that USPTO-Easy and Pistachio Reachable contain simpler molecules with lower molecular weight and SA scores, while USPTO-190 and Pistachio Hard feature more complex structures with higher chiral complexity, aligning with their intended difficulty levels.

B.1.2 LLM Models

To evaluate the generalizability of our AOT* framework across different language model architectures, we tested multiple state-of-the-art LLM APIs including GPT-4o (gpt-4o-20250514) and GPT-4o-mini (Hurst et al., 2024), DeepSeek-V3 and DeepSeek-R1 (Liu et al., 2024; Guo et al., 2025), Claude-4-Sonnet (claude-sonnet-4-20250514) (Anthropic, 2025), Gemini-2.5 Pro (Comanici et al.,

Table 5: Detailed statistics of benchmark datasets including molecular complexity metrics.

Metric	USPTO-Easy	USPTO-190	Pistachio Reachable	Pistachio Hard
Number of molecules	200	190	150	100
Avg. molecular weight	382.1	458.6	446.2	467.4
Avg. number of rings	3.12	3.83	3.55	3.66
Avg. chiral centers	0.51	1.83	0.77	1.71
Avg. SA score	2.77	3.57	3.08	3.62
Avg. SC score	3.57	3.95	3.92	3.86

2025), Grok-4 (xAI, 2025), Qwen-3-MAX (Qwen-3-MAX-preview) (Team, 2025), and Llama-3.1-405B/Llama-3.1-70B (Grattafiori et al., 2024).

B.1.3 Hyperparameter Settings

Our AOT* implementation uses the following hyperparameters: UCB exploration parameter $c = 0.5$, maximum search depth of 16. For LLM configuration, we set temperature $T=0.7$, maximum tokens of 4096, and use 3 RAG examples. The evaluation function weights availability at $\alpha = 0.4$. System-level parameters include 40 parallel threads for molecular planning searches until task completion. For DeepSeek-R1, we set maximum tokens to 32768 to accommodate its reasoning process and prevent output truncation (see Table 12 for output token statistics). All models were accessed through their respective commercial APIs with default parameters except for temperature and maximum tokens as specified.

B.1.4 Algorithm Implementation

AOT* pseudocode Algorithm 1 presents the complete pseudocode for our AOT* framework.

Pathway-to-Tree Mapping Algorithm 2 details the mapping procedure Ψ that transforms LLM-generated pathways into AND-OR tree structures while maintaining consistency constraints.

Subtree Pruning Algorithm 3 describes the pruning procedure that removes solved subtrees from the active search space after molecules are resolved.

RAG Database and Reaction Validation Our retrieval-augmented generation utilizes a comprehensive reaction database constructed from USPTO training and validation sets (Wang et al., 2025). Table 6 summarizes the database statistics.

Besides, we followed the reaction validation method in (Wang et al., 2025), which employs a

Table 6: RAG database statistics

Property	Value
Total synthesis routes	364,555
Unique target molecules	363,943
Single-step routes	192,710 (52.9%)
Two-step routes	85,958 (23.6%)
Three-step routes	43,592 (12.0%)
Routes with ≥ 4 steps	42,295 (11.6%)

multi-level matching strategy: LLM-generated reactions are first searched for exact matches in the USPTO reaction database containing over 270k reaction templates; if no exact match is found, the top 100 most similar reactions are retrieved based on reaction fingerprint similarity and filtered by assessing chemical feasibility for the given product molecule, with the most similar valid reaction retained to replace the LLM’s original proposal; reactions without valid matches are labeled as non-existent. The method performs reaction mapping to ground the LLM generated routes against template set, effectively preventing hallucinated reactions by constraining outputs to verified chemical transformations. During tree expansion, generated pathways undergo three possible validation outcomes: (i) complete mapping success where all reactions match existing templates and the entire pathway is integrated into the tree structure; (ii) partial validation where only initial reaction steps successfully map to templates, with the valid portion incorporated while subsequent invalid steps are discarded; (iii) complete validation failure where no reactions match templates, causing the pathway expansion to be skipped without further processing. AND nodes $a \in \mathcal{V}_{AND}$ that repeatedly fail to produce valid pathways through the generative function g are marked as non-expandable and excluded from future selection, ensuring the search focuses on productive regions of \mathcal{T} .

B.2 Baseline Methods

Graph2Edits (Zhong et al., 2023) is a template-free graph generative model that directly edits molecular graphs to predict reactants from products. The method learns to systematically transform the target molecule’s graph structure through a sequence of graph editing operations, including bond deletions, bond additions, and atom modifications. By treating retrosynthesis as a graph generation problem, Graph2Edits can handle diverse reaction types without relying on predefined templates, enabling it to generalize to novel reactions not seen during training.

RootAligned (Zhong et al., 2022) takes an alternative template-free approach by enforcing strict one-to-one correspondence between product and reactant SMILES representations. The method aligns both product and reactant molecules to a shared root atom, maintaining structural consistency throughout the retrosynthetic transformation. This alignment strategy ensures that the model learns meaningful chemical transformations while preserving the underlying molecular topology, leading to more interpretable and chemically valid predictions.

LocalRetro (Chen and Jung, 2021) adopts a template-based strategy that decomposes the retrosynthesis problem into two stages: local reaction center identification and global reactant completion. The method first predicts local templates describing atom and bond editing patterns at the reaction center, then employs a global attention mechanism to complete the full reactant structures by capturing non-local molecular effects. This hierarchical approach combines the interpretability of template-based methods with the flexibility to handle complex long-range dependencies in molecular structures.

These single-step models are integrated with two classical search algorithms. MCTS (Segler et al., 2018) performs Monte Carlo Tree Search to navigate the retrosynthesis space, iteratively building a search tree that balances exploration of new synthetic routes with exploitation of promising pathways. Retro* (Chen et al., 2020) performs best-first search on AND-OR trees where OR nodes represent molecules and AND nodes represent reactions, using neural networks to estimate node costs and prioritize the most promising pathways.

DESP (Yu et al., 2024) employs a bidirectional search strategy that simultaneously explores syn-

thetic routes from both the target molecule (backward) and available starting materials (forward). The method uses neural networks to predict reactions in both directions and identifies viable synthesis plans when the forward and backward search frontiers meet, effectively reducing the search space by leveraging complementary information from both ends of the synthetic pathway.

Tango* guides retrosynthetic search from target molecules towards specified starting materials using the TANGO value function based on TANIimoto Group Overlap. The method combines molecular similarity measures with retrosynthetic cost estimates to navigate the search space and identify synthesis pathways connecting the desired starting materials to target molecules.

Additionally, we compare against LLM-based approaches. **LLM (MCTS/Retro*)** (Wang et al., 2025) directly employs large language models as single-step reaction predictors within traditional search frameworks, using the LLM’s chemical knowledge to propose reaction templates and predict feasible transformations at each step. **LLM-Syn-Planner** (Wang et al., 2025) also generates complete multi-step retrosynthetic routes using LLMs with retrieval augmentation, then iteratively refines them through evolutionary algorithms with mutation and selection operators. Both LLM-Syn-Planner and AOT* leverage LLMs for pathway-level generation with RAG; the key distinction lies in their search strategies—evolutionary optimization versus systematic AND-OR tree exploration with intermediate reuse. Here we further clarify AOT*’s architectural advantages by directly comparing with LLM-Syn-Planner (Wang et al., 2025), the current state-of-the-art in LLM-based retrosynthesis planning. Table 7 summarizes the key architectural differences between the two approaches.

In Table 1, the results for DESP and Tango* are obtained from their original papers (Yu et al., 2024; Jončev et al., 2025), while all other baseline results (excluding AOT*) are from (Wang et al., 2025); all remaining results throughout the paper are from our own implementation.

B.3 Prompts

We maintain identical prompt configurations and structure to ensure fair comparison with LLM-Syn-Planner (Wang et al., 2025). The prompts consist of modular components that guide LLMs toward chemically valid retrosynthesis routes. Each component can be ablated independently to assess its

Table 7: Architectural comparison between AOT* and LLM-Syn-Planner.

Design Aspect	AOT* (Ours)	LLM-Syn-Planner
Generation Unit	Complete routes	Complete routes
Search Framework	AND-OR tree	Population-based EA
Route Integration	Tree mapping	Mutation/crossover
Exploration Strategy	UCB-guided expansion	Evolutionary operators
Intermediate Reuse	Tree-wide sharing	No reuse
Memory Structure	Search tree	Population pool

contribution to search performance.

Role Information Component The role definition establishes chemistry expert context for the LLM (Figure 4).

Task Description Component The task description defines retrosynthesis fundamentals and iterative process (Figure 5). When ablated, it reduces to: "Propose a retrosynthesis route for the target molecule."

RAG Integration Component The RAG component retrieves similar synthesis routes to guide generation (Figure 6).

Planning Requirement Component The planning component requires strategic analysis before route generation (Figure 7).

Explanation Requirement Component The explanation component requires justification of the proposed plan (Figure 8).

Structured Output Format with Rational Field The output format defines the route structure with optional rational field (Figure 9).

Detailed Requirements Section The detailed requirements provide field-by-field specifications, dynamically built based on ablation settings (Figure 10).

C Extended Experimental Results

Results reported in this section use 100 iterations ($N = 100$) as the default search budget unless otherwise specified.

C.1 Extended LLM Model Comparison

Table 8 presents AOT* performance with 11 different LLMs on Pistachio Hard and USPTO-190 datasets.

C.1.1 Main Performance Comparison

Table 8 presents solve rates across different search budgets for various LLM architectures. DeepSeek-R1 achieves the highest performance, with 89.0% solve rate on Pistachio Hard and 90.5% on USPTO-190 at $N=100$ iterations. A cluster of models including GPT-4o, GPT-5, DeepSeek-V3, Gemini-2.5 Pro, and Grok-4 achieve similar performance ranging from 83-86% on both datasets at $N=100$. Claude-4-Sonnet and Llama-3.1-405B perform moderately lower at 74-79%, while smaller models show significant performance gaps: GPT-4o-mini achieves 65.0% and 54.2%, and Llama-3.1-70B reaches only 73.0% and 63.2% on the two benchmarks respectively. Increasing the search budget from $N=100$ to $N=300$ provides substantial improvements for most models. However, further expansion to $N=500$ yields diminishing returns, typically adding only 2-4% additional solve rate. This saturation pattern is consistent across model scales, with most architectures reaching their performance ceiling around $N=300$. The results indicate that AOT*'s algorithmic framework maintains effectiveness across diverse LLM models, though absolute performance may correlate with model capability.

C.1.2 Iteration Efficiency Analysis

Table 9 shows solve rates at different iteration thresholds (20, 40, 60, 80, 100) for each model. DeepSeek-R1 demonstrates the highest efficiency, achieving 76.0% solve rate within 20 iterations on Pistachio Hard and 67.9% on USPTO-190. GPT-5 and DeepSeek-V3 follow closely with 71.0% and 67.0% respectively on Pistachio Hard at 20 iterations. In contrast, smaller models exhibit significantly lower early-stage efficiency: GPT-4o-mini reaches only 32.0% on Pistachio Hard and 24.7% on USPTO-190 at 20 iterations, while Llama-3.1-70B achieves 51.0% and 31.6% respectively. The efficiency gap between models nar-

Role Information Component

You are a professional chemist specializing in synthesis analysis.

Figure 4: Role information component.

Task Description Component

Your task is to propose a retrosynthesis route for a target molecule provided in SMILES format .

Definition:

A retrosynthesis route is a sequence of backward reactions that starts from the target molecules and ends with commercially purchasable building blocks.

Key concepts:

- Molecule set: The working set of molecules at any given step. Initially, it contains only the target molecule.
- Commercially purchasable: Molecules that can be directly bought from suppliers (permitted building blocks).
- Non-purchasable: Molecules that must be further decomposed via retrosynthesis steps.
- Reaction source: All reactions must be derived from the USPTO dataset, and stereochemistry (e.g., E/Z isomers, chiral centers) must be preserved.

Process:

1. Initialization: Start with the molecule set = [target molecule].
2. Iteration:
 - Select one non-purchasable molecule from the molecule set (the product).
 - Apply a valid backward reaction from the USPTO dataset to decompose it into reactants.
 - Remove the product molecule from the set.
 - Add the reactants to the set.
3. Termination: Continue until all molecules in the set are commercially purchasable.

Figure 5: Task description component.

rows as iterations increase. At 40 iterations, most full-scale models achieve 73-82% solve rates on Pistachio Hard, while GPT-4o-mini and Llama-3.1-70B remain at 45.0% and 60.0%. By 60 iterations, the leading models approach their performance plateaus, with DeepSeek-R1 at 85.0% and GPT-5 at 82.0% on Pistachio Hard. GPT-4o-mini requires approximately 60 iterations to reach solve rates that other models achieve at 20 iterations, indicating a 3× efficiency difference. On USPTO-190, DeepSeek-R1 maintains its efficiency advantage, reaching 80.5% at 40 iterations compared to other models. Most models show minimal improvement beyond 80 iterations, with solve rates increasing by only 2-4% from iteration 80 to 100, suggesting that additional iterations provide limited benefit regardless of model architecture.

C.1.3 Difficulty-Stratified Performance

Tables 10 and 11 break down model performance by SC score quartiles (Q1: simplest, Q4: most complex). All models exhibit consistent performance degradation as molecular complexity increases, with solve rates typically dropping 20-30% from Q1 to Q4. Most full-scale models achieve near-perfect performance on simple molecules (Q1: 92-100%), while their performance on the most complex quartile varies significantly based on model capability. DeepSeek-R1 maintains the strongest performance across all complexity levels, achieving 80.0% solve rate on Pistachio Hard Q4 and 83.0% on USPTO-190 Q4. This represents only a 20% drop from its Q1 performance, compared to larger degradations in other models. Smaller models show particular vulnerability to increasing complexity: GPT-4o-mini drops from 84.0% to 52.0% on Pistachio Hard and from 72.9% to 38.3% on

RAG Integration Component

My target molecule is: {target_smiles}
To assist you with the format, example retrosynthesis routes are provided: {examples}
Please propose {num_examples} different retrosynthesis routes for my target molecule.

Figure 6: RAG integration with retrieved examples.

Planning Requirement Component

Analyze the target molecule and make a retrosynthesis plan in the <PLAN></PLAN> before proposing the route.

Figure 7: Planning requirement component.

USPTO-190, while Llama-3.1-70B falls to 60.0% and 46.8% respectively on Q4 molecules.

Iteration requirements also scale with molecular complexity. Simple molecules (Q1) typically require fewer than 20 iterations across all models, while complex molecules (Q4) demand 30-70 iterations depending on model capability. This scaling effect is more pronounced in weaker models: GPT-4o-mini requires 64.3 iterations for Pistachio Hard Q4 compared to DeepSeek-R1’s 25.8 iterations. The iteration efficiency gap between models widens substantially as complexity increases, reinforcing that model capability becomes increasingly critical for challenging synthesis problems.

C.1.4 Cost-Performance Analysis

Table 12 compares API costs and performance across models. DeepSeek-V3 offers the best value at \$0.56/\$1.68 per million tokens (input/output) with 86% solve rate, while GPT-4o-mini is cheapest (\$0.15/\$0.60) but achieves only 65% solve rate. DeepSeek-R1 matches DeepSeek-V3’s pricing but generates 10× more output tokens due to its reasoning traces. Among premium models (\$2.50+ per million input tokens), performance differences are minimal (79-85% solve rate). These results demonstrate that DeepSeek-V3 provides the optimal cost-performance balance for the testing experiments, achieving competitive performance without the substantial token overhead from thinking processes or the premium pricing of other models.

C.2 Hyperparameter Sensitivity Analysis

We analyze the sensitivity of AOT* to key hyperparameters on the Pistachio Hard dataset. All experi-

ments use N=100 iterations with results stratified by molecular complexity (SC score quartiles).

The grid search over exploration parameter c and temperature reveals that $c = 0.5$ with $T = 0.7$ achieves optimal performance. We provide detailed breakdowns by complexity quartiles below.

C.2.1 LLM Generation Parameters

Table 14 shows the impact of LLM temperature on route generation quality. Temperature $T=0.7$ achieves optimal performance, balancing exploration and exploitation. Lower temperatures ($T=0.1$) reduce diversity, causing poor performance on complex molecules (Q4: 60%), while higher temperatures ($T \geq 0.9$) generate inconsistent routes despite maintaining reasonable solve rates.

C.2.2 Search Strategy Parameters

Table 15 evaluates the UCB exploration parameter c , which controls the exploration-exploitation trade-off in tree search. The optimal value $c = 0.5$ maintains consistent performance across all complexity levels. Higher values ($c \geq 1.0$) cause excessive exploration, particularly harming high-complexity molecules (Q4: drops to 52% at $c = 5.0$).

C.2.3 Reward Function Weights

Table 16 analyzes the availability weight α in the reward function. The optimal value $\alpha = 0.4$ balances immediate building block availability with long-term synthesis feasibility. Pure feasibility scoring ($\alpha = 0.0$) degrades performance by 3%, while pure availability scoring ($\alpha = 1.0$) shows 7% reduction, confirming that both components are essential for effective search guidance.

Explanation Requirement Component

After making the plan, you should explain the plan in the <EXPLANATION></EXPLANATION>.

Figure 8: Explanation requirement component.

Structured Output Format

The route should be a list of steps wrapped in <ROUTE></ROUTE>. Each step in the list should be a dictionary. At the first step, the molecule set should be the target molecules set given by the user. Here is an example:

```
<ROUTE>
[
  {
    'Molecule set': "[Target Molecule]",
    'Rational': "Step analysis", # Ablated with no_rational
    'Product': "[Product molecule]",
    'Reaction': "[Reaction template]", # Ablated with no_reaction
    'Reactants': "[Reactant1, Reactant2]",
    'Updated molecule set': "[Reactant1, Reactant2]"
  }
]
</ROUTE>
```

Figure 9: Structured output format.

C.3 Additional Component Analysis Results

We provide additional experimental results on component analysis in this section.

C.3.1 Further Prompt Ablation Results

Figure 11 extends the prompt ablation analysis to the USPTO-Easy and Pistachio Reachable datasets, complementing the results from the more challenging benchmarks presented in the main text. On these simpler datasets, all configurations achieve high solve rates (>90%) by 100 iterations, but RAG removal still causes the most substantial early-stage degradation, with approximately 10-15% lower solve rates at 20 iterations. The performance gaps between ablated configurations narrow more rapidly compared to challenging datasets, with most differences becoming negligible beyond 60 iterations, suggesting that prompt components primarily accelerate convergence rather than determine ultimate performance ceilings on simpler synthesis problems.

Difficulty-Stratified Ablation Analysis. Tables 17, 18, 19, and 20 show how prompt ablations affect molecules of different complexities. RAG retrieval is critical across all difficulty lev-

els—removing it drops Q4 performance by 32% on USPTO-190 and 28% on Pistachio Hard. Simple molecules (Q1) maintain high solve rates even without RAG (83-92%), while complex molecules (Q4) suffer dramatically without it (47-57%). Other components show minimal impact.

Cost of Prompt Components. Table 21 shows the token-performance trade-off for each prompt component. Removing RAG reduces input tokens by approximately one-third but causes the largest performance degradation, dropping solve rates by over 25%. Role information also contributes substantially to token count (27% reduction when removed) with moderate performance impact. Minor components like reaction and rationale fields account for less than 5% of tokens each and show minimal effect on performance. The analysis reveals that token efficiency cannot be achieved through simple prompt reduction, as the most token-intensive components are also the most critical for maintaining search effectiveness.

C.4 Impact of RAG Sample Size

Figure 12 illustrates the relationship between the number of RAG examples and solve rates for the

Detailed Requirements

1. The 'Molecule set' contains molecules we need to synthesize at this stage. In the first step, it should be the target molecule. In the following steps, it should be the 'Updated molecule set' from the previous step.
2. The 'Rational' part in each step should be your analysis for synthesis planning in this step. It should be in the string format wrapped with ''
3. 'Product' is the molecule we plan to synthesize in this step. It should be from the 'Molecule set'. The molecule should be a molecule from the 'Molecule set' in a list. The molecule smiles should be wrapped with ''.
4. 'Reaction' is a backward reaction which can decompose the product molecule into its reactants. The reaction should be in a list. All the molecules in the reaction template should be in SMILES format.
5. 'Reactants' are the reactants of the reaction. It should be in a list. The molecule smiles should be wrapped with ''.
6. The 'Updated molecule set' should be molecules we need to purchase or synthesize after taking this reaction. To get the 'Updated molecule set', you need to remove the product molecule from the 'Molecule set' and then add the reactants in this step into it. In the last step, all the molecules in the 'Updated molecule set' should be purchasable.
7. In the <PLAN>, you should analyze the target molecule and plan for the whole route.
8. In the <EXPLANATION>, you should analyze the plan.

Figure 10: Detailed requirements section dynamically constructed based on ablation flags. Requirements are numbered sequentially with conditional inclusion.

USPTO-Easy and Pistachio Reachable datasets, demonstrating that performance gains plateau after 3-5 examples even for these simpler benchmarks.

Cost of RAG Samples. Table 22 shows the diminishing returns of increasing RAG samples on Pistachio hard. Using 3 examples achieves 86% solve rate with 1,478 tokens, while 20 examples only improves performance by 2% but increases token usage by 177%. The sweet spot is 3-5 examples—beyond this, token costs grow exponentially with negligible performance gains.

C.5 Molecular Weight-Stratified Analysis

Table 23 presents molecular weight statistics and corresponding performance metrics across all datasets. Performance consistently degrades with increasing molecular weight: Q4 molecules generally require more iterations and achieve lower solve rates than Q1 molecules. This trend is most pronounced on challenging benchmarks, where Pistachio Hard's solve rate decreases from 100% for Q1 to 76% for Q4.

C.6 Route Characteristics Analysis

C.6.1 Route Length Distribution

Tables 24 and 25 show how route length correlates with molecular complexity across all benchmarks. Complex molecules require longer routes—average length increases from 3.64 steps (Q1) to 6.86 steps (Q4) on Pistachio Hard. Notably, 76% of simple molecules (Q1) are solved in 1-4 steps, while complex molecules (Q4) predominantly require 5-8 steps. USPTO-190 shows similar patterns but with consistently longer routes (5.52-6.35 steps), reflecting its focus on multi-step pharmaceuticals rather than simpler organic molecules.

C.7 Success Case: Complex Natural Product

We provide AOT* visualizations of successful cases across diverse pharmaceutical-relevant molecules with high synthetic complexity. Figures 13-15 showcase the effectiveness on drug-like molecules from the USPTO-190 dataset, containing diverse functional groups such as nitriles, oxiranes, indoles, and iodinated aromatics. These pharmaceutically relevant structures represent signifi-

Table 8: Comparison of solve rates (%) across different LLM architectures on challenging benchmarks. Best results are **bolded** and top-3 are underlined.

Model	Pistachio Hard			USPTO-190		
	N=100	N=300	N=500	N=100	N=300	N=500
GPT-4o	<u>85.0</u>	87.0	<u>93.0</u>	82.1	<u>92.6</u>	<u>93.1</u>
GPT-4o-mini	65.0	68.0	72.0	54.2	67.4	71.6
GPT-5	<u>86.0</u>	<u>88.0</u>	<u>93.0</u>	<u>84.7</u>	90.5	92.1
DeepSeek-V3	<u>86.0</u>	<u>89.0</u>	<u>93.0</u>	<u>86.3</u>	<u>93.1</u>	<u>93.7</u>
DeepSeek-R1	89.0	93.0	94.0	90.5	94.2	95.3
Claude-4-Sonnet	79.0	81.0	83.0	74.7	84.2	86.8
Gemini-2.5 Pro	84.0	86.0	89.0	78.4	86.3	88.9
Grok-4	<u>85.0</u>	87.0	91.0	83.2	88.4	91.6
Qwen-3-MAX	83.0	86.0	<u>92.0</u>	80.0	87.9	91.1
Llama-3.1-405B	79.0	81.0	83.0	74.7	85.3	87.9
Llama-3.1-70B	73.0	74.0	75.0	63.2	75.8	78.9

Table 9: Comparison of solve rates (%) at different iteration thresholds across LLM architectures. Best results are **bolded** and top-3 are underlined.

Model	Pistachio Hard					USPTO-190				
	20	40	60	80	100	20	40	60	80	100
GPT-4o	64.0	<u>76.0</u>	79.0	81.0	<u>85.0</u>	55.7	69.5	78.4	80.5	82.1
GPT-4o-mini	32.0	45.0	55.0	62.0	65.0	24.7	34.7	41.6	47.9	54.2
GPT-5	<u>71.0</u>	<u>78.0</u>	<u>82.0</u>	<u>83.0</u>	<u>85.0</u>	<u>57.9</u>	<u>73.7</u>	<u>80.0</u>	<u>82.6</u>	<u>84.7</u>
DeepSeek-V3	<u>67.0</u>	<u>78.0</u>	81.0	<u>83.0</u>	<u>86.0</u>	<u>56.3</u>	<u>72.1</u>	<u>81.6</u>	<u>85.3</u>	<u>86.3</u>
DeepSeek-R1	76.0	82.0	85.0	87.0	89.0	67.9	80.5	85.8	88.9	90.5
Claude-4-Sonnet	63.0	67.0	70.0	75.0	79.0	41.6	55.8	64.7	70.0	74.7
Gemini-2.5 Pro	66.0	<u>78.0</u>	81.0	<u>83.0</u>	84.0	46.8	62.6	70.5	74.7	78.4
Grok-4	65.0	76.0	<u>83.0</u>	<u>84.0</u>	<u>85.0</u>	52.6	68.9	75.8	80.0	83.2
Qwen-3-MAX	65.0	73.0	77.0	80.0	83.0	47.9	61.6	70.5	75.8	80.0
Llama-3.1-405B	58.0	69.0	76.0	79.0	79.0	38.9	51.6	62.6	68.9	74.7
Llama-3.1-70B	51.0	60.0	71.0	72.0	73.0	31.6	42.6	52.6	57.9	63.2

cant synthetic challenges, yet AOT* consistently identifies multiple viable routes through focused tree expansion. The compact tree structures, characterized by strategic branching patterns and high-confidence pathways, demonstrate the efficiency gains from LLM-guided generation. AOT*'s ability to balance exploration and exploitation is particularly evident in how it handles structural complexity—maintaining synthetic feasibility while discovering creative disconnection strategies through the integration of generative models with systematic tree search.

The Pistachio Hard dataset examples (Figures 16-18) further validate AOT*'s ability to handle challenging targets including molecules featuring complex heterocyclic scaffolds, multiple stereo-

centers, and elaborate ring systems. The search trees reveal how AOT* efficiently navigates vast chemical spaces through strategic pathway generation rather than exhaustive enumeration. Notably, AOT* successfully decomposes these intricate structures—ranging from triazole-piperidine conjugates to spirocyclic fluorinated fragments—into commercially available building blocks while maintaining reasonable synthesis depths. The visualizations illustrate the framework's adaptive search behavior, where computational resources are allocated based on molecular complexity, enabling both rapid convergence for simpler substructures and thorough exploration for challenging disconnections.

Table 10: Performance breakdown by SC score quartiles for Pistachio Hard dataset. Best results are **bolded** and top-3 are underlined.

Model	Solve Rate (%)				Avg SR	Iterations				Avg Iter.
	Q1	Q2	Q3	Q4		Q1	Q2	Q3	Q4	
GPT-4o	100.0	<u>88.0</u>	<u>80.0</u>	<u>72.0</u>	<u>85.0</u>	5.8	18.3	<u>26.0</u>	39.0	22.3
GPT-4o-mini	84.0	68.0	56.0	52.0	65.0	22.5	51.2	65.8	64.3	50.9
GPT-5	100.0	<u>88.0</u>	<u>80.0</u>	<u>72.0</u>	<u>85.0</u>	<u>4.4</u>	16.8	<u>21.4</u>	34.0	<u>19.1</u>
DeepSeek-V3	100.0	<u>88.0</u>	<u>80.0</u>	<u>76.0</u>	<u>86.0</u>	5.8	<u>13.9</u>	28.7	<u>32.9</u>	<u>20.3</u>
DeepSeek-R1	100.0	92.0	84.0	80.0	89.0	3.8	12.5	18.6	25.8	15.2
Claude-4-Sonnet	<u>96.0</u>	<u>88.0</u>	68.0	64.0	79.0	4.9	22.4	39.5	52.3	29.8
Gemini-2.5 Pro	100.0	92.0	<u>76.0</u>	68.0	84.0	<u>4.7</u>	20.1	31.5	<u>32.7</u>	22.3
Grok-4	100.0	92.0	<u>80.0</u>	68.0	<u>85.0</u>	6.3	<u>13.0</u>	30.0	35.1	21.1
Qwen-MAX	<u>92.0</u>	<u>88.0</u>	84.0	68.0	83.0	10.8	15.4	26.4	37.8	22.6
Llama-3.1-405B	<u>92.0</u>	92.0	<u>76.0</u>	56.0	79.0	8.8	20.4	39.6	51.0	29.9
Llama-3.1-70B	<u>96.0</u>	84.0	44.0	60.0	71.0	13.9	25.0	60.8	53.9	38.4

Table 11: Performance breakdown by SC score quartiles for USPTO-190 dataset. Best results are **bolded** and top-3 are underlined.

Model	Solve Rate (%)				Avg SR	Iterations				Avg Iter.
	Q1	Q2	Q3	Q4		Q1	Q2	Q3	Q4	
GPT-4o	<u>97.9</u>	<u>89.4</u>	77.1	63.8	82.1	<u>16.2</u>	<u>27.3</u>	39.9	45.5	32.2
GPT-4o-mini	72.9	59.6	45.8	38.3	54.2	34.8	45.2	58.6	67.3	51.5
GPT-5	<u>97.9</u>	<u>87.2</u>	<u>79.2</u>	<u>76.6</u>	<u>85.3</u>	<u>14.7</u>	<u>24.1</u>	<u>35.8</u>	<u>41.2</u>	<u>28.9</u>
DeepSeek-V3	100.0	85.1	<u>81.2</u>	<u>78.7</u>	<u>86.3</u>	18.9	27.7	<u>36.8</u>	<u>40.3</u>	<u>29.9</u>
DeepSeek-R1	100.0	91.5	87.5	83.0	90.5	11.3	19.8	26.4	31.7	22.3
Claude-4-Sonnet	91.7	80.9	70.8	61.7	76.3	21.4	33.7	46.9	56.2	39.5
Gemini-2.5 Pro	93.8	85.1	75.0	63.8	79.5	19.8	31.4	43.7	50.6	36.4
Grok-4	<u>97.9</u>	83.0	77.1	74.5	83.2	17.6	29.3	40.8	47.1	33.7
Qwen-3-MAX	<u>95.8</u>	83.0	75.0	72.3	81.6	24.3	36.8	48.9	58.4	42.1
Llama-3.1-405B	81.2	76.6	<u>79.2</u>	61.7	74.7	32.0	39.5	47.1	54.8	43.3
Llama-3.1-70B	79.2	68.1	58.3	46.8	63.2	36.5	49.7	62.1	69.8	54.5

C.8 Failure Analysis

While AOT* demonstrates strong performance overall, certain molecules with exceptionally high synthetic complexity expose current limitations. Figures 19-21 illustrate challenging cases where extensive exploration fails to complete synthesis routes from Pistachio Hard and USPTO-190. All three failures exhibit similar patterns: dense and deep search trees with extensive branching, and numerous reaction attempt. All explore many pathways but struggles to find routes to available building blocks, suggesting insufficient guidance for prioritizing promising directions.

These failures highlight clear improvement opportunities: incorporating domain-specific reaction knowledge, developing escape mechanisms from

unproductive search regions, and enhancing strategic flexibility when standard approaches fail. However, such limitations affect only a small fraction of targets. AOT* successfully solves the vast majority of complex pharmaceutical molecules, demonstrating robust performance across diverse structural classes. By combining LLM-guided generation with systematic tree search, the framework achieves both efficiency and reliability—offering chemists a powerful tool that discovers novel synthetic strategies while maintaining chemical validity. The algorithm’s ability to handle molecules ranging from simple heterocycles to elaborate natural products validates its practical utility for automated synthesis planning.

Table 12: Cost-performance trade-offs across different LLM architectures on benchmark datasets. Best results are **bolded** and top-3 are underlined. **Green** indicates low cost/tokens, **red** indicates high cost/tokens.

Model	Token Cost (\$/1M)		Pistachio Hard			USPTO-190		
	Input	Output	SR (%)	Avg Iter.	Avg Output	SR (%)	Avg Iter.	Avg Output
GPT-4o-mini	0.15	0.60	65.0	50.9	1,078	54.2	51.5	1,039
DeepSeek-V3	0.56	1.68	<u>86.0</u>	<u>20.3</u>	1,221	<u>86.3</u>	<u>29.9</u>	1,611
DeepSeek-R1	0.56	1.68	89.0	15.2	12,109	90.5	22.3	12,298
GPT-5	1.25	10.00	<u>85.0</u>	<u>19.1</u>	1,862	<u>84.7</u>	<u>28.9</u>	1,502
Gemini-2.5 Pro	1.25	10.00	84.0	22.3	2,689	78.4	36.4	2,735
Qwen-3-MAX	1.20	6.00	83.0	22.6	2,462	80.0	42.1	2,051
GPT-4o	2.50	10.00	<u>85.0</u>	22.3	1,437	82.1	32.2	1,343
Claude-4-Sonnet	3.00	15.00	79.0	29.8	1,616	74.7	39.5	1,702
Grok-4	3.00	15.00	<u>85.0</u>	21.1	2,949	83.2	33.7	2,184

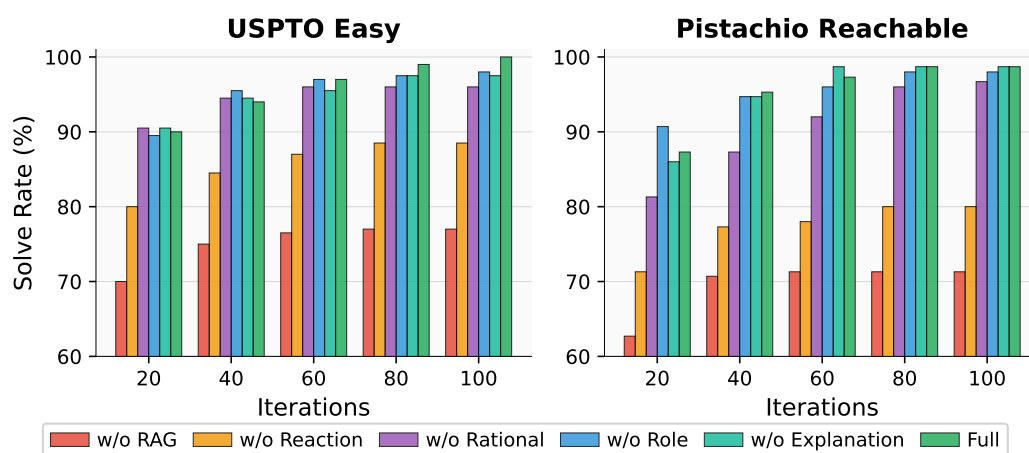


Figure 11: Impact of prompt components on solve rates for USPTO-Easy and Pistachio Reachable, N = 100.

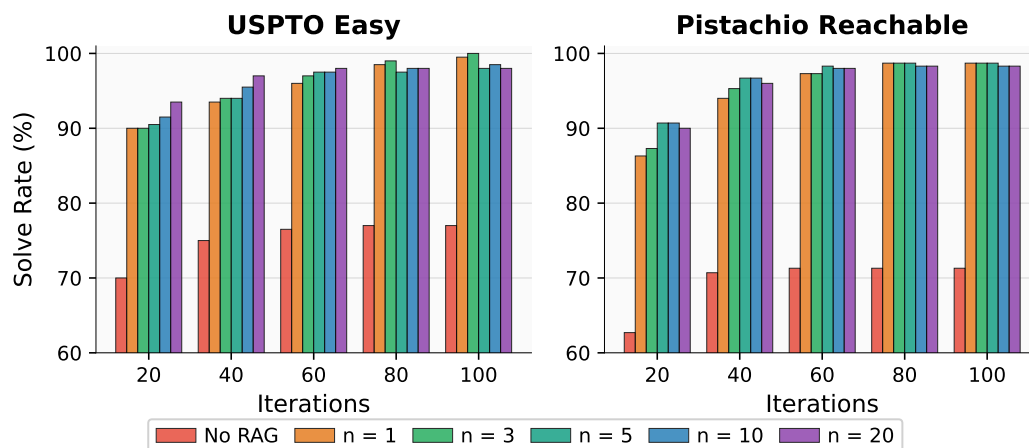


Figure 12: Impact of RAG sample number (n) on solve rates for USPTO-Easy and Pistachio Reachable, N = 100.

D Future Work

Future work could address the limitations of AOT* through several directions. Development of specialized chemical LLMs through distillation from general models could significantly reduce computational costs while maintaining performance, as our experiments show that general-purpose LLMs

incur substantial token overhead that specialized models might avoid. Enhanced reasoning capabilities integrated with tree search could help the system recognize when it ventures into uncertain chemical territory, potentially reducing unproductive expansions. Adaptive search strategies that dynamically adjust between exploration and exploita-

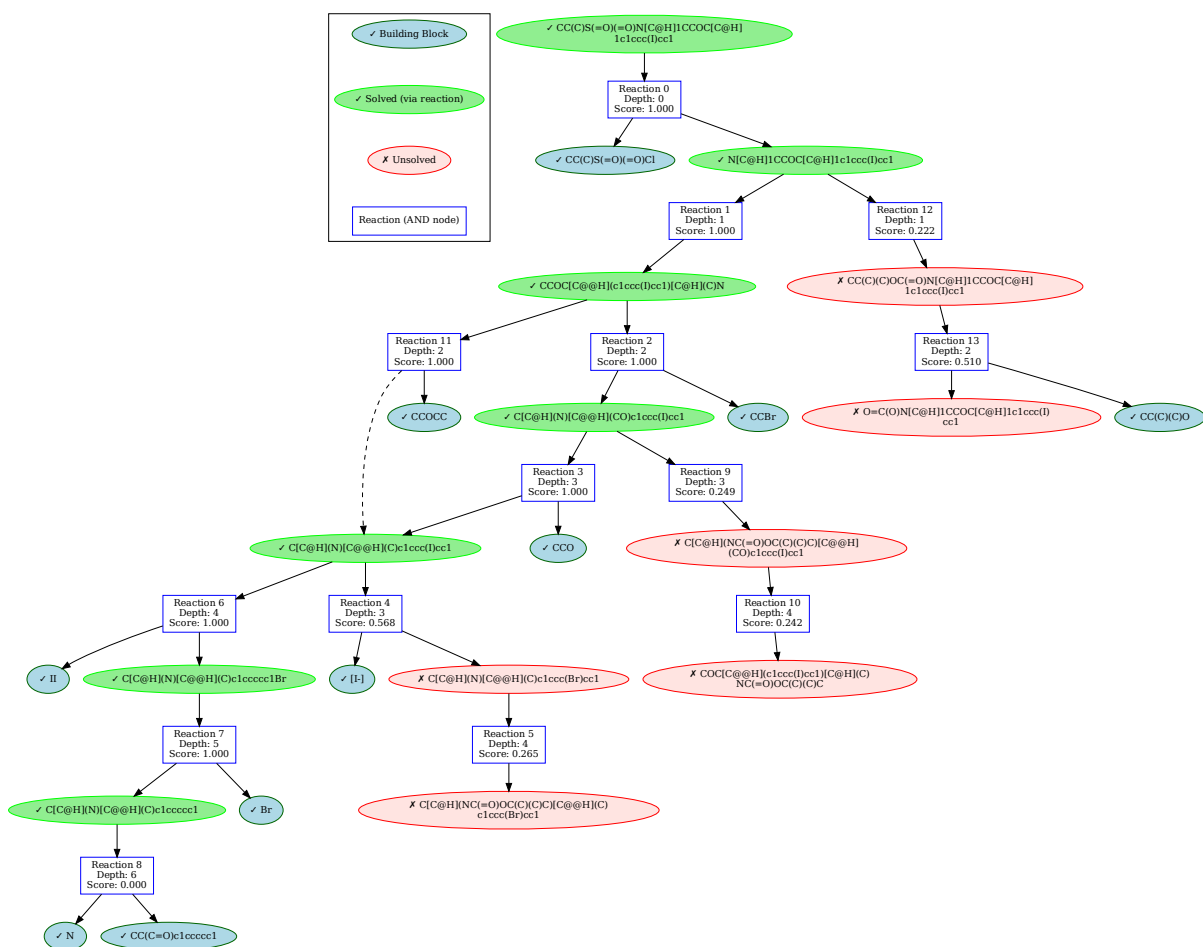


Figure 13: CC(C)S(=O)(=O)N[C@H]1CCOC[C@H]1c1ccc(I)cc1, USPTO-190, Visualization of AOT* search tree.

Table 13: Hyperparameter sensitivity analysis on Pistachio Hard (N=100). Best result in **bold**.

c	Temperature			
	0.3	0.5	0.7	0.9
0.5	84.0	85.0	86.0	85.0
1.0	83.0	83.0	84.0	79.0
1.414	84.0	80.0	80.0	77.0
2.0	83.0	83.0	82.0	78.0

tion based on molecular complexity could better allocate computational resources. Finally, incorporating multi-objective optimization into the tree search framework would enable practitioners to specify trade-offs between synthesis length, yield, and safety constraints, making the system more applicable to real-world synthesis planning where such considerations are paramount.

Table 14: Temperature parameter impact on solve rates and iterations.

T	Solve Rate (%)				Avg SR	Iterations				Avg Iter.
	Q1	Q2	Q3	Q4		Q1	Q2	Q3	Q4	
0.1	96.0	88.0	84.0	60.0	82.0	3.44	17.60	31.20	43.68	23.98
0.3	96.0	92.0	80.0	68.0	84.0	7.80	13.36	31.08	36.56	22.20
0.5	100.0	92.0	84.0	64.0	85.0	7.52	16.44	30.48	38.92	23.34
0.7	100.0	88.0	80.0	76.0	86.0	5.76	13.92	28.68	32.92	20.32
0.9	100.0	88.0	76.0	76.0	85.0	9.32	9.92	32.16	27.72	19.78
2.0	96.0	84.0	72.0	76.0	82.0	5.36	16.32	31.96	36.60	22.56

Table 15: UCB exploration parameter c impact.

c Value	Solve Rate (%)				Avg SR	Iterations				Avg Iter.
	Q1	Q2	Q3	Q4		Q1	Q2	Q3	Q4	
0.2	96.0	88.0	88.0	72.0	86.0	5.36	13.88	27.72	35.72	20.67
0.5	100.0	88.0	80.0	76.0	86.0	5.76	13.92	28.68	32.92	20.32
1.0	100.0	88.0	76.0	72.0	84.0	3.60	22.28	32.64	28.60	21.78
1.414	100.0	88.0	72.0	60.0	80.0	6.28	15.88	35.36	42.48	25.00
2.0	92.0	92.0	76.0	68.0	82.0	9.24	16.72	31.48	39.40	24.21
5.0	96.0	84.0	72.0	52.0	76.0	5.84	18.76	50.52	37.60	28.18

Table 16: Availability weight α impact on performance metrics.

α value	Solve Rate (%)				Avg SR	Iterations				Avg Iter.
	Q1	Q2	Q3	Q4		Q1	Q2	Q3	Q4	
0.0	100.0	92.0	72.0	68.0	83.0	4.96	13.56	23.16	30.40	18.02
0.2	100.0	88.0	76.0	72.0	84.0	4.72	9.56	32.04	43.00	22.33
0.4	100.0	88.0	80.0	76.0	86.0	5.76	13.92	28.68	32.92	20.32
0.6	96.0	92.0	80.0	68.0	84.0	6.20	14.81	30.23	34.69	21.47
0.8	96.0	92.0	76.0	68.0	83.0	8.64	10.32	29.36	35.00	20.83
1.0	92.0	88.0	72.0	64.0	79.0	7.80	15.25	32.44	38.25	23.40

Table 17: Prompt ablation performance by SC score quartiles on USPTO-190.

Configuration	Solve Rate (%)				Avg. SR	Iterations				Avg Iter.
	Q1	Q2	Q3	Q4		Q1	Q2	Q3	Q4	
Full Prompt	100.0	85.1	81.2	78.7	86.3	18.9	26.5	35.5	38.5	29.9
No RAG	83.3	46.8	45.8	46.8	55.8	19.8	29.0	36.4	29.9	28.8
No Explanation	97.9	83.0	79.2	76.6	84.2	23.1	30.5	35.2	39.0	31.9
No Rational	100.0	85.1	79.2	78.7	85.8	16.1	24.4	28.2	34.9	25.9
No Role Info	100.0	85.1	79.2	76.6	85.3	16.6	28.7	35.4	48.5	32.3
No Reaction	97.9	78.7	68.8	55.3	75.3	17.6	25.0	38.2	35.4	29.1

Algorithm 1 AOT*: AND-OR Tree Search with Generative Expansion.

Require: Target molecule t , building blocks \mathcal{B} , LLM generator g , database \mathcal{D} , max iterations I_{\max} , max depth d_{\max}

Ensure: Synthesis tree \mathcal{T}^* or partial solution

```
1: Initialize:  $\mathcal{T} = (\mathcal{V}_{OR} = \{t\}, \mathcal{V}_{AND} = \emptyset, \mathcal{E} = \emptyset)$ 
2:  $\mathcal{L} \leftarrow \emptyset$  {Leaf AND nodes}
3:  $\mathcal{S}(t) \leftarrow \text{RetrieveSimilar}(t, \mathcal{D}, k)$  {Top- $k$  similar routes}
4:  $\mathcal{P}_t \leftarrow g(t, \mathcal{S}(t))$  {Generate initial pathways}
5:  $\mathcal{A}_{\text{init}} \leftarrow \Psi(\mathcal{P}_t, \mathcal{T})$  {Map pathways to tree}
6: for  $a \in \mathcal{A}_{\text{init}}$  do
7:    $\bar{v}_a \leftarrow R(a) = \alpha \cdot f_{\text{avail}}(a) + (1 - \alpha) \cdot f_{\text{chem}}(a)$ 
8:    $n_a \leftarrow 1$ 
9:    $\mathcal{L} \leftarrow \mathcal{L} \cup \{a\}$  if  $a$  has unsolved reactants
10: end for
11:  $iter \leftarrow 0$ 
12: while  $\neg \text{IsSolved}(t, \mathcal{T})$  and  $iter < I_{\text{iter}_{\max}}$  do
13:   Selection:
14:    $\mathcal{L}_{\text{expand}} \leftarrow \{a \in \mathcal{L} : d(a) < d_{\max} \wedge \exists v \in \text{Children}(a) : v \notin \mathcal{B}\}$ 
15:   if  $|\mathcal{L}_{\text{expand}}| = 0$  then
16:     break {No expandable nodes}
17:   end if
18:    $a^* \leftarrow \arg \max_{a \in \mathcal{L}_{\text{expand}}} \text{UCB}(a)$  where
19:     
$$\text{UCB}(a) = \bar{v}_a + c \sqrt{\frac{\ln N_{\text{parent}}}{n_a}}$$

20:   Expansion:
21:    $\mathcal{U} \leftarrow \{v \in \text{Children}(a^*) : v \notin \mathcal{B} \wedge \neg \text{IsSolved}(v)\}$ 
22:    $v^* \leftarrow \text{SelectTarget}(\mathcal{U})$  {Select least-explored molecule}
23:    $\mathcal{S}(v^*) \leftarrow \text{RetrieveSimilar}(v^*, \mathcal{D}, k)$ 
24:    $\mathcal{P}_{v^*} \leftarrow g(v^*, \mathcal{S}(v^*))$  {Generate pathways for  $v^*$ }
25:    $\mathcal{A}_{\text{new}} \leftarrow \Psi(\mathcal{P}_{v^*}, \mathcal{T})$  {Map to subtree}
26:   Evaluation:
27:   for  $a \in \mathcal{A}_{\text{new}}$  do
28:      $r \leftarrow R(a) = \alpha \cdot f_{\text{avail}}(a) + (1 - \alpha) \cdot f_{\text{chem}}(a)$ 
29:      $\bar{v}_a \leftarrow r, n_a \leftarrow 1$ 
30:      $\mathcal{L} \leftarrow \mathcal{L} \cup \{a\}$  if  $a$  has unsolved reactants
31:   end for
32:   Backpropagation:
33:   for  $a \in \mathcal{A}_{\text{new}}$  do
34:     Propagate value  $r$  to ancestors:  $\forall a_p \in \text{Ancestors}(a)$ :
35:     
$$\bar{v}_{a_p} \leftarrow \frac{n_{a_p} \cdot \bar{v}_{a_p} + r}{n_{a_p} + 1}$$

36:     
$$n_{a_p} \leftarrow n_{a_p} + 1$$

37:   end for
38:   UpdateSolvedStatus( $\mathcal{T}, \mathcal{B}$ ) {Propagate solved status}
39:    $\mathcal{L} \leftarrow \mathcal{L} \setminus \{a : \text{IsSolved}(a)\}$  {Remove solved nodes}
40:    $iter \leftarrow iter + 1$ 
41: end while
42: if  $\text{IsSolved}(t, \mathcal{T})$  then
43:   return ExtractCompleteSolution( $\mathcal{T}, t$ )
44: else
45:   return ExtractPartialSolution( $\mathcal{T}, t$ ) {Return best partial tree}
46: end if
```

Algorithm 2 Pathway-to-Tree Mapping Ψ .

Require: Pathway $p = \langle r_1, \dots, r_n \rangle$, AND-OR tree \mathcal{T} , base depth d **Ensure:** Set of new AND nodes \mathcal{A}_{new}

```
1:  $\mathcal{A}_{\text{new}} \leftarrow \emptyset$ 
2: for  $i = 1$  to  $n$  do
3:   Parse  $r_i = (P_i \rightarrow \{R_{i,1}, \dots, R_{i,k_i}\})$ 
4:    $P_{\text{canon}} \leftarrow \text{Canonicalize}(P_i)$  {SMILES canonicalization}
5:   Find target OR node:
6:   if  $P_{\text{canon}} \in \mathcal{V}_{OR}$  then
7:      $v_{\text{product}} \leftarrow \mathcal{V}_{OR}[P_{\text{canon}}]$ 
8:   else
9:     continue {Skip orphaned steps}
10:  end if
11:  if  $\text{IsSolved}(v_{\text{product}})$  then
12:    continue {Skip solved molecules}
13:  end if
14:  Create AND node:
15:   $a_{\text{new}} \leftarrow \text{ANDNode}(r_i, v_{\text{product}}, d + i)$ 
16:   $\text{Children}(v_{\text{product}}) \leftarrow \text{Children}(v_{\text{product}}) \cup \{a_{\text{new}}\}$ 
17:  Create/link reactant OR nodes:
18:  for  $j = 1$  to  $k_i$  do
19:     $R_{\text{canon}} \leftarrow \text{Canonicalize}(R_{i,j})$ 
20:    if  $R_{\text{canon}} \notin \mathcal{V}_{OR}$  then
21:       $v_{\text{reactant}} \leftarrow \text{ORNode}(R_{\text{canon}})$ 
22:       $\mathcal{V}_{OR} \leftarrow \mathcal{V}_{OR} \cup \{v_{\text{reactant}}\}$ 
23:       $\text{IsSolved}(v_{\text{reactant}}) \leftarrow R_{\text{canon}} \in \mathcal{B}$ 
24:    else
25:       $v_{\text{reactant}} \leftarrow \mathcal{V}_{OR}[R_{\text{canon}}]$ 
26:    end if
27:     $\text{Children}(a_{\text{new}}) \leftarrow \text{Children}(a_{\text{new}}) \cup \{v_{\text{reactant}}\}$ 
28:     $\text{Parents}(v_{\text{reactant}}) \leftarrow \text{Parents}(v_{\text{reactant}}) \cup \{a_{\text{new}}\}$ 
29:  end for
30:   $\mathcal{V}_{AND} \leftarrow \mathcal{V}_{AND} \cup \{a_{\text{new}}\}$ 
31:   $\mathcal{A}_{\text{new}} \leftarrow \mathcal{A}_{\text{new}} \cup \{a_{\text{new}}\}$ 
32: end for
33: return  $\mathcal{A}_{\text{new}}$ 
```

Table 18: Prompt ablation performance by SC score quartiles on Pistachio Hard.

Configuration	Solve Rate (%)				Avg. SR	Iterations				Avg Iter.
	Q1	Q2	Q3	Q4		Q1	Q2	Q3	Q4	
Full Prompt	100.0	88.0	80.0	76.0	86.0	5.8	13.9	28.7	32.9	20.3
No RAG	84.0	56.0	52.0	48.0	60.0	15.5	26.7	26.4	23.2	23.0
No Explanation	88.0	88.0	76.0	80.0	83.0	4.3	17.9	38.4	22.9	20.9
No Rational	92.0	88.0	76.0	76.0	83.0	7.2	13.9	27.4	32.8	20.3
No Role Info	92.0	88.0	88.0	68.0	84.0	3.5	17.2	22.1	40.6	20.9
No Reaction	88.0	92.0	72.0	68.0	80.0	4.3	13.3	29.6	33.9	20.3

Algorithm 3 Pruning Solved Subtrees.

Require: Set of newly solved molecules $\mathcal{M}_{\text{solved}}$, leaf nodes \mathcal{L} **Ensure:** Updated leaf set \mathcal{L}'

```
1: function PruneRecursive( $a$ ):
2:   for  $v \in \text{Children}(a)$  do
3:      $\mathcal{U} \leftarrow \{a' \in \text{Parents}(v) : \neg \text{IsSolved}(a')\}$ 
4:     if  $|\mathcal{U}| = 0$  then {No unsolved parents}
5:       for  $a' \in \text{Children}(v)$  do
6:          $\mathcal{L} \leftarrow \mathcal{L} \setminus \{a'\}$ 
7:         PruneRecursive( $a'$ ) {Recursive cleanup}
8:       end for
9:     end if
10:  end for
11: end function
12:
13: for  $m \in \mathcal{M}_{\text{solved}}$  do
14:    $v \leftarrow \mathcal{V}_{OR}[m]$ 
15:   for  $a \in \text{Children}(v)$  do
16:      $\mathcal{L} \leftarrow \mathcal{L} \setminus \{a\}$  {Remove from leaf set}
17:     PruneRecursive( $a$ )
18:   end for
19: end for
20: return  $\mathcal{L}$ 
```

Table 19: Prompt ablation performance by SC score quartiles on Pistachio Reachable.

Configuration	Solve Rate (%)				Avg. SR	Iterations				Avg Iter.
	Q1	Q2	Q3	Q4		Q1	Q2	Q3	Q4	
Full Prompt	100.0	100.0	97.3	97.4	98.7	4.8	9.5	9.7	12.1	9.0
No RAG	92.1	76.3	59.5	56.8	71.3	6.9	9.1	10.8	10.6	9.4
No Explanation	97.4	100.0	100.0	97.3	98.7	7.1	6.1	8.3	14.7	9.1
No Rational	100.0	97.4	97.3	91.9	96.7	5.7	9.8	14.4	28.6	14.6
No Role Info	100.0	100.0	100.0	91.9	98.0	4.9	9.2	6.4	18.1	9.6
No Reaction	84.2	81.6	89.2	64.9	80.0	5.8	7.9	13.5	16.8	11.0

Table 20: Prompt ablation performance by SC score quartiles on USPTO Easy.

Configuration	Solve Rate (%)				Avg. SR	Iterations				Avg Iter.
	Q1	Q2	Q3	Q4		Q1	Q2	Q3	Q4	
Full Prompt	100.0	100.0	100.0	100.0	100.0	2.8	9.1	10.3	15.7	9.5
No RAG	92.0	80.0	80.0	56.0	77.0	2.9	9.3	8.8	9.9	7.7
No Explanation	100.0	96.0	98.0	96.0	97.5	1.8	11.0	6.5	13.1	8.1
No Rational	98.0	96.0	100.0	90.0	96.0	2.8	9.4	6.5	14.1	8.2
No Role Info	100.0	96.0	100.0	96.0	98.0	1.6	9.3	6.7	14.4	8.0
No Reaction	96.0	84.0	88.0	86.0	88.5	1.0	5.2	9.5	17.5	8.3

Table 21: Comprehensive ablation study results with token statistics and performance metrics.

Configuration	Input Tokens		Token Reduction (%)	Performance	
	Mean	Std		Avg Iter.	SR (%)
No RAG	995	19	-32.7	22.4	60.0
No Role Info	1078	95	-27.1	14.1	84.0
No Explanation	1328	245	-10.1	14.1	83.0
No Rational	1428	305	-3.4	15.3	83.0
No Reaction	1448	315	-2.0	13.8	80.0
Full Prompt	1478	328	-	14.4	86.0

Table 22: RAG sample size impact on token usage and performance metrics on Pistachio Hard.

RAG Samples	Input Tokens				Token Change (%)	Performance	
	Mean	Std	Min	Max		Avg Iter.	SR (%)
0 (No RAG)	995	19	965	1077	-32.7	22.4	60.0
1	1172	135	1026	1718	-20.7	15.0	82.0
3	1478	328	1104	3063	0.0	14.4	86.0
5	1780	517	1195	4318	+20.4	15.7	86.0
10	2566	1024	1366	8492	+73.6	12.4	86.0
20	4091	2038	2035	17223	+176.7	12.5	88.0

Table 23: Molecular weight (MW) quartile statistics and performance breakdown across datasets.

Dataset	MW Average (g/mol)				MW Range (g/mol)			
	Q1	Q2	Q3	Q4	Q1	Q2	Q3	Q4
Pistachio Hard	267.6	395.8	501.3	702.7	163-354	354-448	448-561	561-1171
USPTO-190	288.1	379.3	465.1	698.3	181-346	346-417	417-519	519-954
USPTO-Easy	246.0	348.1	416.2	516.6	182-299	299-388	388-447	447-686
Pistachio Reachable	267.3	397.2	484.2	634.2	127-342	342-439	439-533	533-1307
Dataset	Solve Rate (%)				Iterations			
	Q1	Q2	Q3	Q4	Q1	Q2	Q3	Q4
Pistachio Hard	100.0	88.0	84.0	80.0	9.72	12.16	24.96	34.44
USPTO-190	93.8	89.4	87.2	75.0	30.79	26.38	22.74	39.04
USPTO-Easy	100.0	100.0	100.0	100.0	6.54	6.90	7.20	16.00
Pistachio Reachable	100.0	100.0	97.3	97.4	7.76	9.62	8.68	10.08

Table 24: Route length distribution by molecular complexity for challenging benchmarks.

Metric	USPTO-190				Pistachio Hard			
	Q1	Q2	Q3	Q4	Q1	Q2	Q3	Q4
Solve Rate (%)	100.0	85.1	81.2	78.7	100.0	88.0	80.0	76.0
Avg. Length	5.52	5.71	6.33	6.35	3.64	4.88	5.41	6.86
1-4 steps (%)	47.9	29.3	32.5	32.5	76.0	45.8	13.6	36.4
5-8 steps (%)	37.5	56.1	47.5	42.5	24.0	54.2	59.1	59.1
9+ steps (%)	14.6	14.6	20.0	25.0	0.0	0.0	27.3	4.5

Table 25: Route length distribution by molecular complexity for simpler benchmarks.

Metric	USPTO Easy				Pistachio Reachable			
	Q1	Q2	Q3	Q4	Q1	Q2	Q3	Q4
Solve Rate (%)	100.0	100.0	100.0	100.0	100.0	100.0	97.3	97.4
Avg. Length	2.14	3.29	3.56	4.53	3.45	3.97	4.30	4.46
1-4 steps (%)	90.0	79.2	79.6	53.2	76.3	64.9	72.2	62.2
5-8 steps (%)	10.0	12.5	16.3	36.2	21.1	29.7	27.8	32.4
9+ steps (%)	0.0	8.3	4.1	10.6	2.6	5.4	0.0	5.4

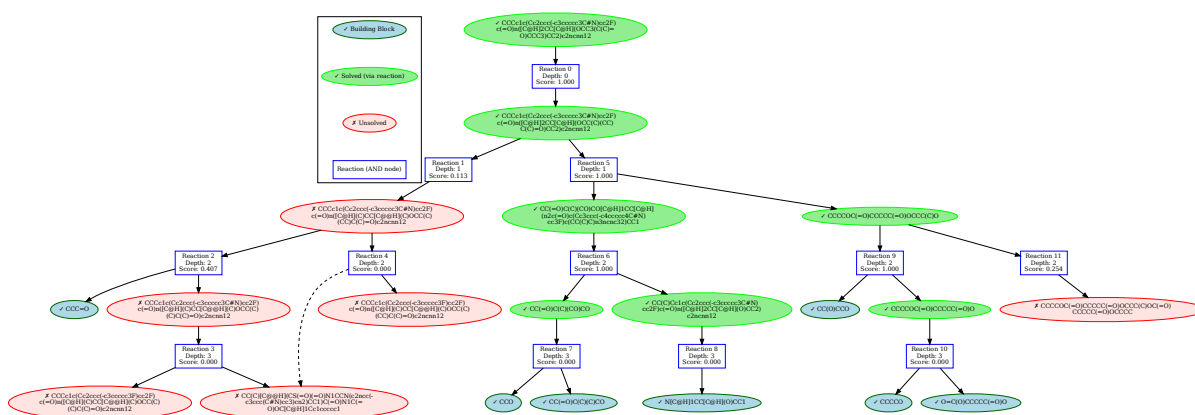


Figure 14: CCCc1c(Cc2ccc(-c3ccccc3C#N)cc2F)c(=O)n([C@H]2CC[C@H](OCC3(C(C)=O)CCC3)CC)c2nccn12, USPTO-190, Visualization of AOT* search tree.

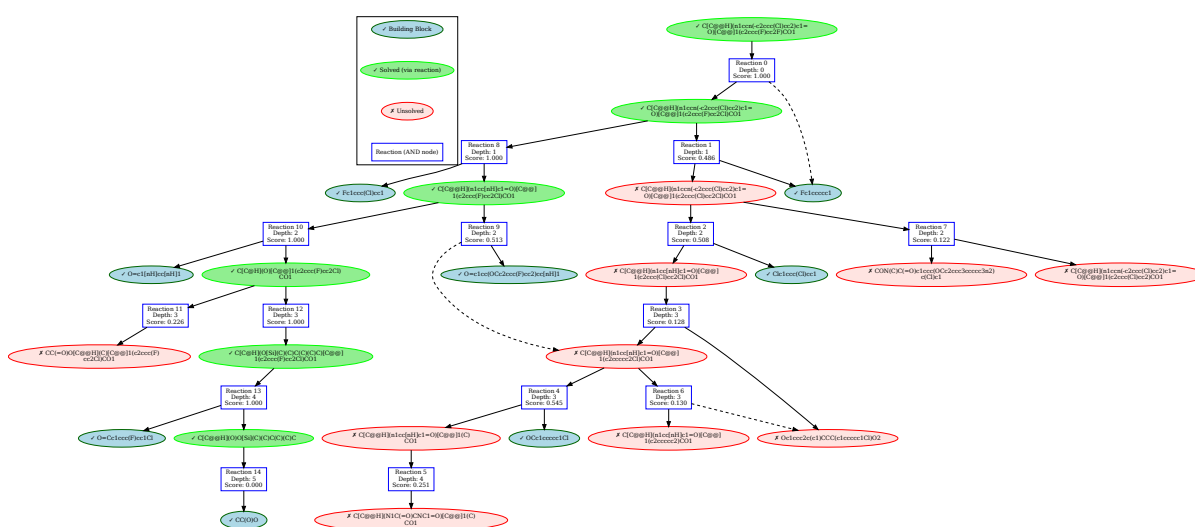


Figure 15: C[C@@H](n1ccn(-c2ccc(Cl)cc2)c1=O)[C@@]1(c2ccc(F)cc2F)CO1, USPTO-190, Visualization of AOT* search tree.

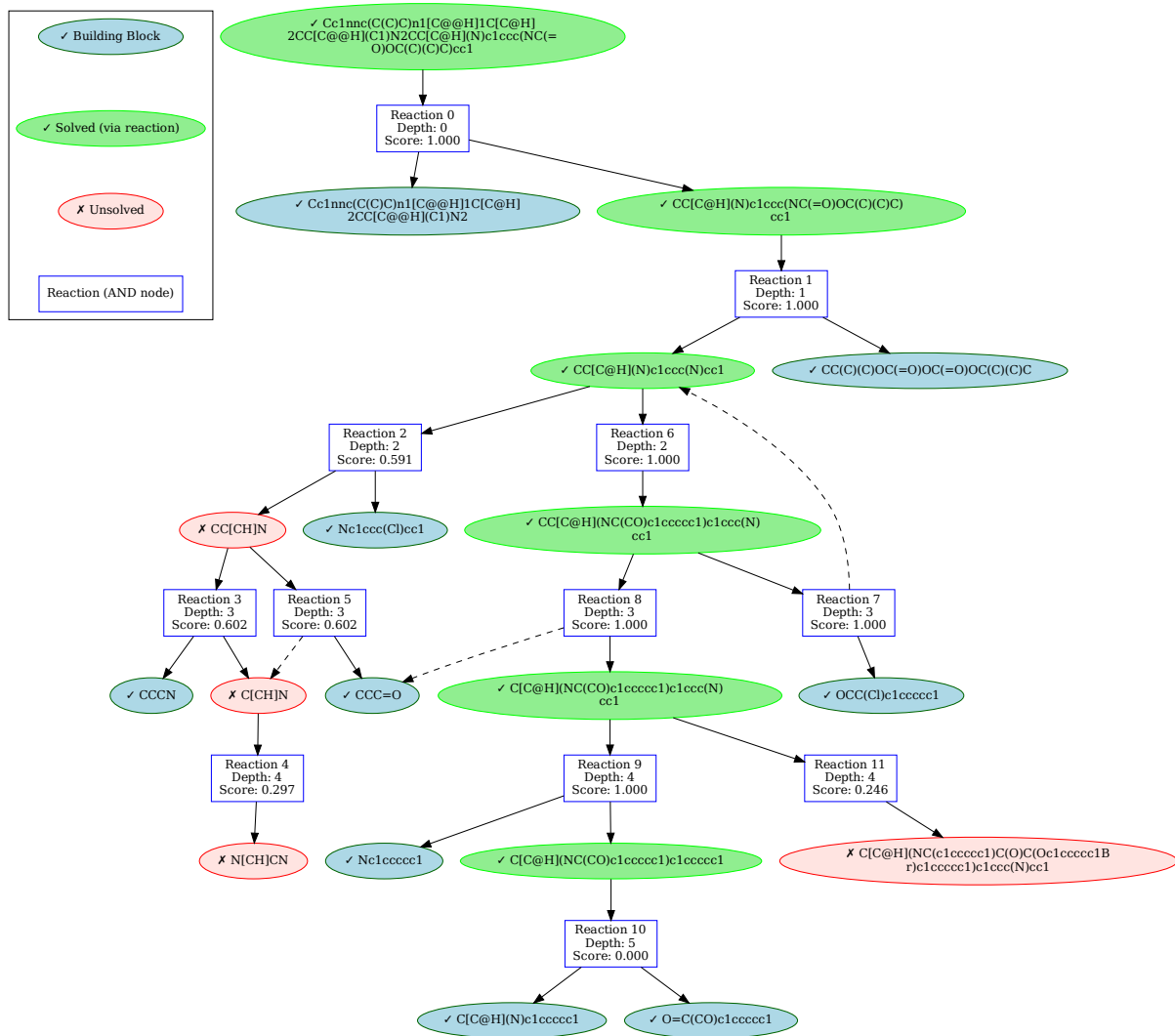


Figure 16: Cc1nnc(C(C)C)n1[C@@H]1C[C@H]2CC[C@@H](C1)N2CC[C@H](N)c1ccc(NC(=O)OC(C)(C)C)cc1, Pistachio Hard, Visualization of AOT* search tree.

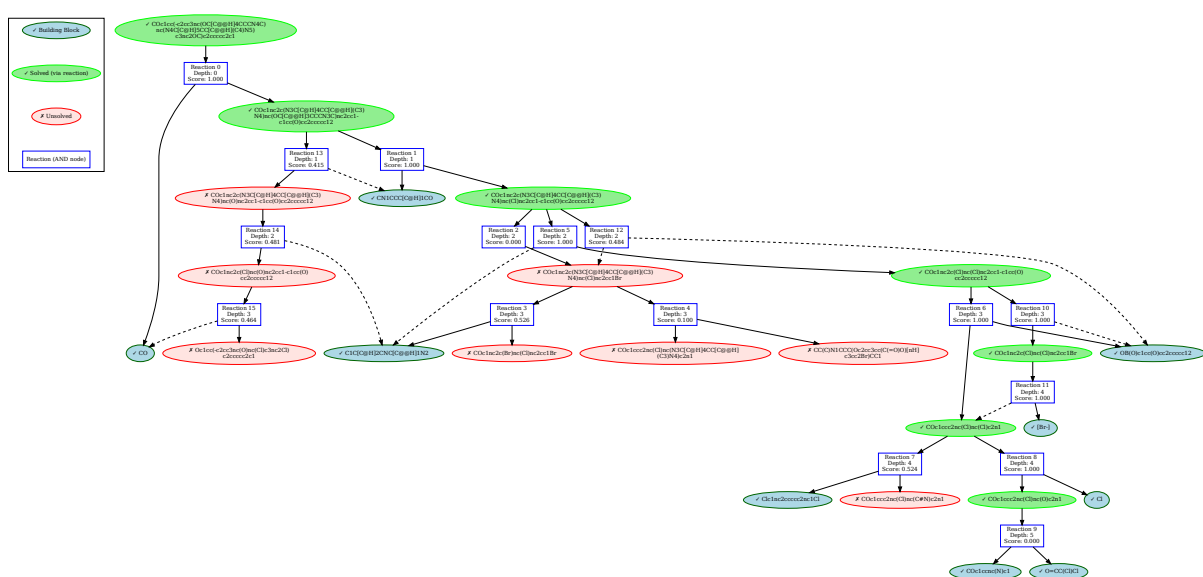


Figure 17: COc1cc(-c2cc3nc(OC[C@@H]4CCCN4C)nc(N4C[C@H]5CC[C@@H](C4)N5)c3nc2 OC)c2ccccc2c1, Pistachio Hard, Visualization of AOT* search tree.

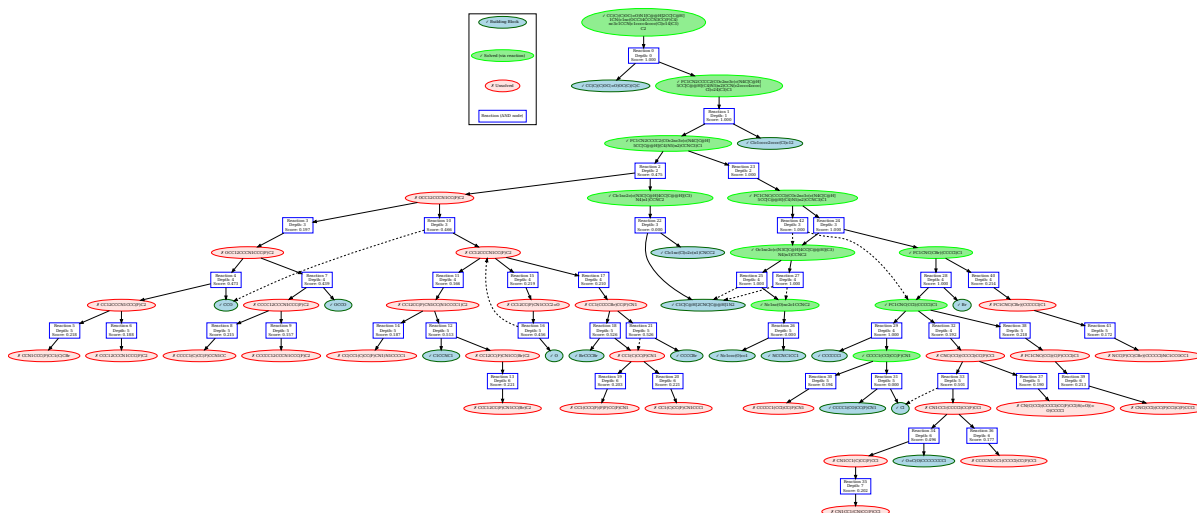


Figure 18: CC(C)(C)OC(=O)N1[C@@H]2CC[C@H]1CN(c1nc(OCC34CCCN3CC(F)C4)nc3c1C CN(c1cccc4cccc(Cl)c14)C3)C2, Pistachio Hard, Visualization of AOT* search tree.

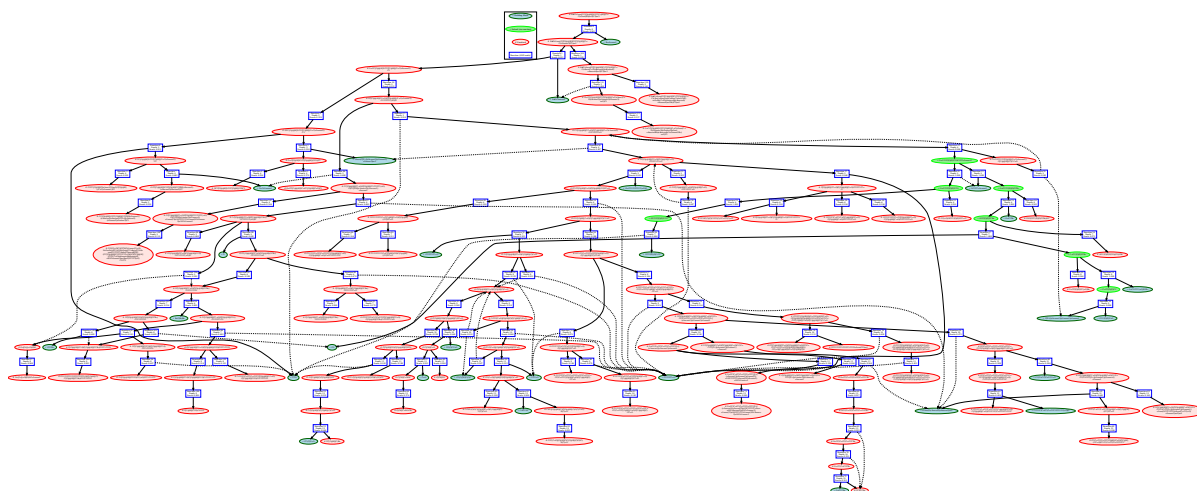


Figure 19: Failure case: COCCCc1cc(CN(C(=O)[C@H]2CN(C(=O)OC(C)(C)C)CC[C@@H]2c2ccc(OC-CO3c(Cl)cc(C)cc3Cl)cc2)C2CC2)cc(OCCOC)c1.

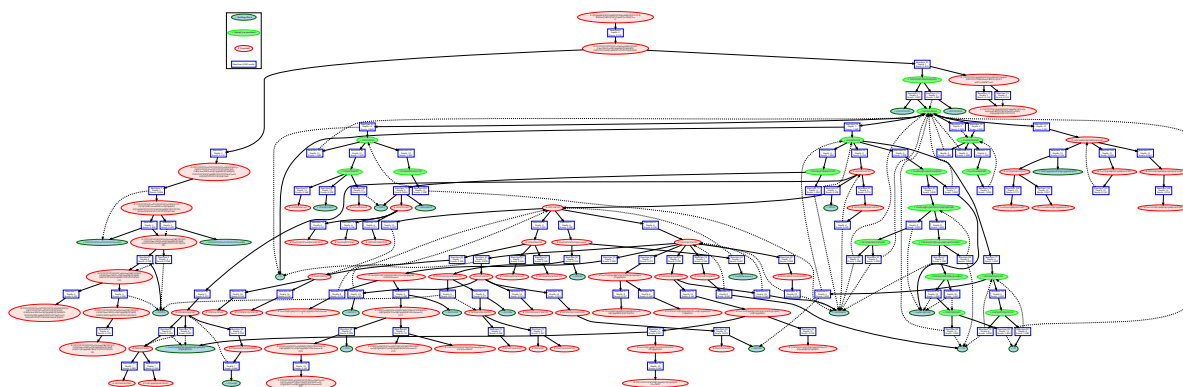


Figure 20: Failure case: C[C@@H](O)C[C@H]1OC[C@@H](C2CCCCC2)N(c2cc(C#CC(C)(C)C)sc2C(=O)O)C1=O.

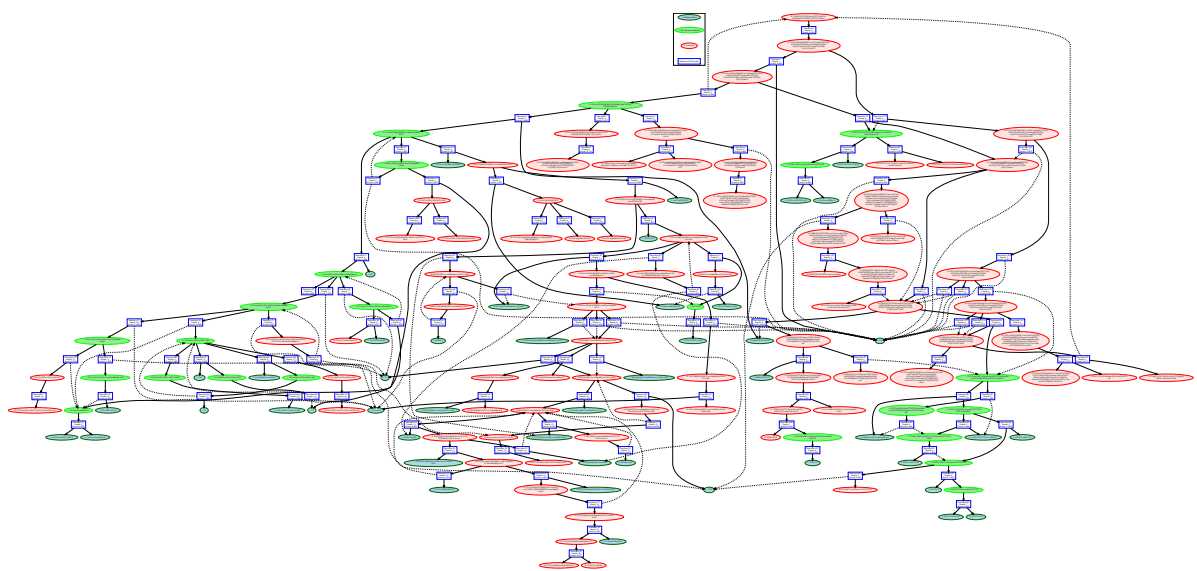


Figure 21: Failure case: C[Si](C)(C)CCOCn1cc(C2CCc3c(C(=O)O)nn(COCC[Si](C)(C)C)c3C2)cn1.