

# NLP-based Feature Extraction for the Detection of COVID-19 Misinformation Videos on YouTube

Juan Carlos Medina Serrano, Orestis Papakyriakopoulos, Simon Hegelich

Technical University of Munich, Germany

{juan.medina, orestis.p}@tum.de, simon.hegelich@hfp.tum.de

## Abstract

We present a simple NLP methodology for detecting COVID-19 misinformation videos on YouTube by leveraging user comments. We use transfer learning pre-trained models to generate a multi-label classifier that can categorize conspiratorial content. We use the percentage of misinformation comments on each video as a new feature for video classification. We show that the inclusion of this feature in simple models yields an accuracy of up to 82.2%. Furthermore, we verify the significance of the feature by performing a Bayesian analysis. Finally, we show that adding the first hundred comments as tf-idf features increases the video classifier accuracy by up to 89.4%.

## 1 Introduction

The COVID-19 health crisis was accompanied by a misinfodemic: The limited knowledge on the nature and origin of the virus gave ample space for the emergence of conspiracy theories, which were diffused on YouTube, and online social networks. Although YouTube accelerated attempts to detect and filter related misinformation, it yielded moderate results (Li et al., 2020; Frenkel et al., 2020).

In this study, we present a simple NLP-based methodology that can support fact checkers in detecting COVID-19 misinformation on YouTube. Instead of training models on the videos themselves and predicting their nature, we exploit the vast amount of available comments on each YouTube video and extract features that can be used in misinformation detection. Our methodology comes with the advantage that labeling comments is simpler and faster than video labeling. Additionally, no complex neural architecture is needed for the classification of videos.

Our study provides the following contributions:

- We create a multi-label classifier based on transfer learning that can detect conspiracy-

laden comments. We find that misinformation videos contain a significantly higher proportion of conspiratorial comments.

- Based on this information, we use the percentage of conspiracy comments as feature for the detection of COVID-19 misinformation videos. We verify its efficiency by deploying simple machine learning models for misinformation detection. We employ the videos' title and the first 100 comments to validate feature significance.
- We show that including the first hundred comments as tf-idf features in the classifier increases accuracy from 82.2% to 89.4%.

## 2 Related Work

Previous research studies have extensively investigated the possibilities and limits of NLP for detecting misinformation. Researchers have provided theoretical frameworks for understanding the lingual and contextual properties of various types of misinformation, such as rumors, false news, and propaganda (Li et al., 2019; Thorne and Vlachos, 2018; Rubin et al.; Zhou and Zafarani, 2018). Given the general difficulty in detecting misinformation, scientists have also developed dedicated benchmark datasets to evaluate the effectiveness of NLP architectures in misinformation-related classification tasks (Pérez-Rosas et al., 2018; Hanselowski et al., 2018). Given the vast amount of misinformation appearing in online social networks, various research studies propose case-specific NLP methodologies for tracing misinformation. For example, Della Vedova et al. (2018) and Popat et al. (2018) combined lingual properties of articles and other meta-data for the detection of false news. Volkova et al. (2017), Qazvinian et al. (2011) and Kumar and Carley (2019) created special architectures that

take into consideration the microblogging structure of online social networks, while [De Sarkar et al. \(2018\)](#) and [Gupta et al. \(2019\)](#) exploited sentence-level semantics for misinformation detection.

Despite the deployment of such architectures for fact checking, locating malicious content and promptly removing it remains an open challenge ([Gillespie, 2018](#); [Roberts, 2019](#)). In the case of COVID-19 misinformation, a large share of conspiratorial contents remain online on YouTube and other platforms, influencing the public despite content moderation practices ([Li et al., 2020](#); [Frenkel et al., 2020](#); [Ferrara, 2020](#)). Given this, it is important to develop case-specific NLP tools that can assist policymakers and researchers in the process of detecting COVID-19 misinformation and managing it accordingly. Towards this end, we illustrate how NLP-based feature extraction ([Shu et al., 2017](#); [Jiang et al., 2020](#)) based on user comments can be effectively used for this task. User comment data has been employed to annotate social media objects ([Momeni et al., 2013](#)), infer the political leaning of news articles ([Park et al., 2011](#)), and to predict popularity ([Kim et al., 2016](#)). Previous studies explicitly employed comments as proxies for video content classification ([Huang et al., 2010](#); [Filippova and Hall, 2011](#); [Eickhoff et al., 2013](#); [Dođruöz et al., 2017](#)). However, only [Jiang and Wilson \(2018\)](#) have analyzed user content to identify misinformation. However, they focused on linguistic signals and concluded that users' comments were not strong signals for detecting misinformation.

### 3 Methodology and Experiments

#### 3.1 Dataset

The first step of the study consisted of obtaining a set of YouTube videos that included either misinformation or debunking content. We decided to search for YouTube videos through user-generated content on social media platforms. For this, we queried the Pushshift Reddit API ([Baumgartner et al., 2020](#)), and Crowdtangle's historical data of public Facebook posts ([Silverman, 2019](#)) using the query "COVID-19 OR coronavirus". Additionally, we downloaded the COVID-19 Twitter dataset developed by [Chen et al. \(2020\)](#). The total dataset included over 85 million posts generated between January and April 2020. We significantly reduced this dataset by querying the posts with "biowarfare OR biological weapon OR bioweapon OR man-

made OR human origin". From the remaining posts, we extracted and expanded the URLs. We identified 1,672 unique YouTube videos. 10% of these videos had been blocked by YouTube as of April 2020. For the rest of the videos, we watched them, excluded the non-English videos, and manually labeled them as either misinformation, factual, or neither. To label a video as misinformation, we validated that its message was conveying with certainty a conspiracy theory regarding the origin of the coronavirus, as a man-made bioweapon or being caused by 5G. We did not classify videos that questioned its origin but showed no certainty about a hoax (which included well-known and verified news media videos) as misinformation. We classified as factual those videos that included debunking of conspiracy theories or presented scientific results on the origins and causes of COVID-19. We labeled the rest of the videos as neither. Two of the authors (JCMS, OP) performed the labeling procedure independently. For the cases where the labels did not agree, the third author was consulted (SH).

Afterward, we collected the comments on both misinformation and factual videos using YouTube's Data API<sup>1</sup>. For this study, we only included videos with more than twenty comments. The final dataset consisted of 113 misinformation and 67 factual videos, with 32,273 and 119,294 total comments respectively. We selected a ten percent random sample of the comments from the misinformation videos and proceeded to label them. This labeling procedure was performed in the same manner as the video classification to ensure data quality. For each comment, we collected two labels. First, we gave a label if the comment expressed agreement (1) or not (0). Agreement comments included comments such as "this is the video I was looking for", or "save and share this video before YouTube puts it down". The second label considered if comments amplified misinformation with a conspiracy theory/misinformation comment (1) or without one (0). Comments that questioned the conspiracies (such as "could it be a bioweapon?") were not labeled as misinformation. 19.7% of the comments in the sample were labeled as conspiracy comment and 12.5% as agreement comment. Only 2.2% of the comments were classified as both agreement and conspiratorial. Although both agreement and conspiracy labeled comments express the same message of believing in the misinformation

---

<sup>1</sup><https://developers.google.com/youtube/v3>

content from the videos, we decided to keep them apart due to their different linguistic properties. To compare the collection of agree-labeled comments and conspiracy-labeled comments, we tokenized and created a bag-of-words model. 19.4% of the processed tokens appear on both collections. However, only 1.95% of the tokens have more than four occurrences in the two collections. We applied  $\chi^2$  tests for each of these remaining words and observed that 50% occur in significantly different proportions. In the end, only 0.96% of the vocabulary has a significant similar number of occurrences in the two datasets. The YouTube comments dataset without user data can be accessed in this GitHub repository<sup>2</sup>, alongside a Google Colab notebook with the code.

### 3.2 Classification of Users' Comments

We first performed a multi-label classification on the 10% sample of the misinformation videos' comments. We split the annotated data into training (80%) and test (20%) datasets. We employed state-of-the-art neural transfer learning for the classification by fine-tuning three pre-trained models: XLNet base (Yang et al., 2019), BERT base (Devlin et al., 2018) and RoBERTa base (Liu et al., 2019). The fine-tuning consists of initializing the model's pre-trained weights and re-training on labeled data. We ran the models for four epochs using the same hyperparameters as the base models. For the experiments, we used 0.5 as a decision threshold. Additionally, we trained two simpler models as baselines: a logistic regression model using LIWC's lexicon-derived frequencies (Tausczik and Pennebaker, 2010) as features, and a multinomial Naive Bayes model using bag-of-words vectors as features. Table 1 shows the average micro- $F_1$  scores for the three transformer models after performing the fine-tuning five times. RoBERTa

<sup>2</sup>[https://github.com/JuanCarlosCSE/YouTube\\_misinfo](https://github.com/JuanCarlosCSE/YouTube_misinfo)

	Agree		Conspiracy	
	Train	Test	Train	Test
<b>LIWC</b>	88.7	88.6	81	78.2
<b>NB</b>	94.2	82.4	94.3	78.8
<b>XLNet</b>	97±0.1	93.1±0.3	93.9±0.5	84.8±0.6
<b>BERT</b>	<b>98.5±0.1</b>	93.3±0.5	96.3±0.3	83.8±0.9
<b>RoBERTa</b>	98.1±0.2	<b>93.9±0.4</b>	<b>96.4±0.3</b>	<b>86.7±0.5</b>

Table 1: Train and test micro  $F_1$  scores (mean and standard deviation) from multi-label classification models: LIWC with logistic regression and Naive Bayes as baselines, and three transformer models with five runs.

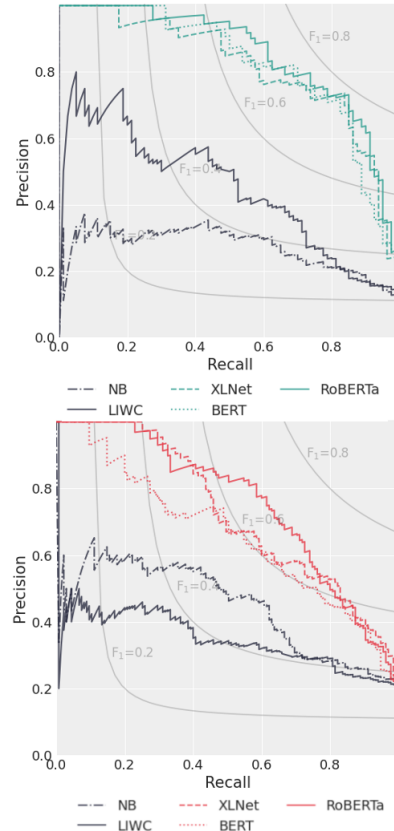


Figure 1: Precision and recall curves for binary  $F_1$  scores for the conspiracy (upper figure) and agreement (lower figure) label. The plot shows the results for three neural-transfer classifiers.

is the best performing model for the training and test dataset on the conspiracy classification as for the test data on the agreement label. BERT is the best performing model only for the training data on the agree label. The three transformer models outperform the baseline models. This predictive superiority is more evident in the precision-recall curves (with corresponding binary- $F_1$  scores) of the five models on the test data (Figure 1).

We employed the fine-tuned RoBERTa model to predict the labels of the remaining comments from the misinformation and factual videos. We then calculated the *percentage of conspiracy comments* per video. We also obtained this percentage for the agreement label. Figure 2 shows the resulting density distributions from misinformation and factual videos. We observed a difference between the distributions from the two types of videos. We confirmed this by performing Welch's t-test for independent samples. For the conspiracy comments percentage, the t-test was significant ( $p < 0.000$ ), indicating that the samples came from different dis-

tributions. The t-test was not significant for the agreement percentage ( $p > 0.1$ ).

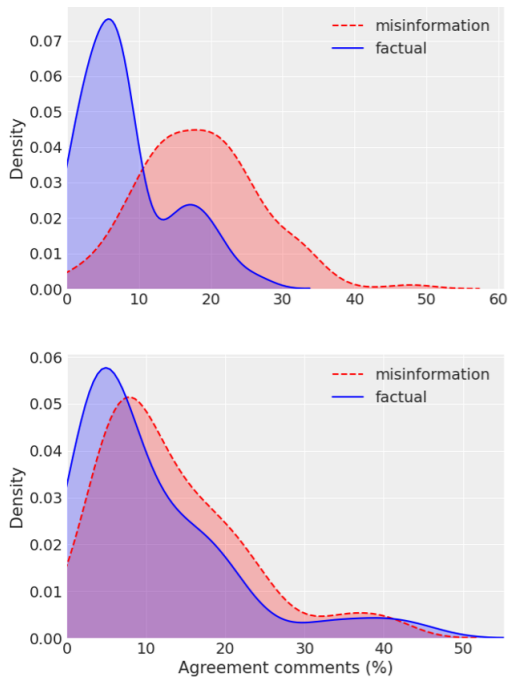


Figure 2: Probability densities of misinformation and factual videos regarding the percentage of conspiratorial comments (top) agreement comments (bottom).

### 3.3 Classification of YouTube Videos

The next step consisted of classifying the set of YouTube videos to detect misinformation. For this, we employed the percentage of conspiracy comments of each video as a feature. Additionally, we extracted content features from the videos’ titles and from the raw first hundred comments per video (or all the comments for videos with fewer than 100 comments). For this, we preprocessed the titles and comments with tokenization, removal of stopwords, and usage of the standard term frequency-inverse document (tf-idf) weighting for word frequencies to create a document term matrix, whose columns serve as input features. We selected six feature settings for our experiments: each of the set of features alone and the three possible combination between them. For each setting, we employed three classification models: logistic regression, linear support vector machine (SVM), and random forest. We performed 10-fold cross-validation and report the mean accuracy in Table 2. We avoided grid search to find better hyperparameters as we did not have a test dataset. We observe that the SVM model has the highest accuracy for all the settings except for one. The conspiracy feature

	LR	SVM	RF
<b>title</b>	62.7	62.7	62.7
<b>conspiracy %</b>	62.7	<b>81.1</b>	72.2
<b>comments</b>	66.7	<b>83.9</b>	82.8
<b>title + conspiracy %</b>	64.4	77.7	<b>82.2</b>
<b>comments + conspiracy %</b>	73.3	<b>89.4</b>	84.44
<b>all</b>	73.3	<b>84.4</b>	82.7

Table 2: Classification accuracy for logistic regression, linear support vector machines, and random forest models for six feature settings. Results show the average of 10-k cross-validation.

alone achieves an accuracy of 81.1. Using the tf-idf comment features the accuracy is slightly better with 83.9. However, the conspiracy feature and comments combined achieve the highest accuracy of 89.4. We observe that the models with all the features combined have lower accuracy than the models omitting the title features. This may explain that the title is not a good feature. Using the title feature alone does not improve the baseline accuracy of 62.7. Interestingly, the accuracy for the best model is still high (85.5%) when taking into consideration only videos with less than 100 comments. This implies that our methodology is appropriate for the early detection of misinformation videos.

### 3.4 Bayesian Modeling

To find the statistical validity of the conspiracy percentage feature, we turned to Bayesian modeling as it allows us to obtain the full posterior distribution of feature coefficients. We performed inference on three Bayesian logistic regression models using a Hamiltonian Monte Carlo solver. A simple model considered only the conspiracy percentage feature. A second model included this feature and the ten most relevant word features from the random forest model trained only on the title and conspiracy percentage. A third model included the conspiracy feature, and the top ten most relevant words from the linear SVM trained on the conspiracy feature and the first 100 comments. The first column of Table 3 and 4 shows the importance of each of the features in the random forest and linear SVM model, respectively. The two tables also show the statistics of the posterior probability distributions of the model coefficients: the mean, standard deviation, and the 1% and 99% quantiles. For the three models, the coefficients distribution converged (the  $\hat{R}$  diagnostic (Vehtari et al., 2019) was equal to one). We specifically selected logistic regression models for their interpretability. We observe that

for the model based on the title word features, the posterior distribution of the conspiracy percentage feature coefficient is the only one that does not include zero in its 98% highest posterior density interval (Table 3). Although this is not equivalent to traditional p-values, it conveys significance in a Bayesian setting. The model based on the 100 comments word features (Table 4) maintains the conspiracy feature as significant. However, three coefficients from the word features also avoid zero in their 98% interval. The model’s coefficients are negative for *covid19* and *lab*, and positive for *god*.

Finally, we compare the three Bayesian models using the WAIC information criteria, which estimates out-of-sample expectation and corrects for the effective number of parameters to avoid overfitting (Watanabe and Opper, 2010). Figure 3 shows the resulting deviance of the three models. We observe that the second model is slightly better than the simple model. However, the differences are included in the standard error of the title words feature model. This is not true for the simple model and the model including the comments features. In this case, the full model outperforms the model based only on the conspiracy feature. This indicates that there is important information in the videos’ first hundred comments that is not explained by the conspiracy percentage feature on its own.

## 4 Discussion

We have leveraged large quantities of user comments to extract a simple feature that is effective in predicting misinformation videos. Given that the classifier is also accurate for videos with few comments, it can be used for online learning. For example, the user comments of videos containing *coronavirus* can be tracked and classified as they are posted. High levels of conspiracy comments could then indicate that the video includes misinformation claims. For this to work, it is not necessary to have a conspiracy classifier with perfect accuracy given that the percentage of conspiracy comments feature is based on aggregating the classification results from all the comments. An improved classifier would be able to define a threshold that allows a balanced number of false positives and true negatives. The average percentage of conspiratorial comments would be maintained, irrespective of the wrong classifications. On the other hand, the accuracy of the video classifier is more critical. We found that using simple classifiers on the raw

	RF	mean	SD	1%	99%
conspiracy %	19.2	<b>28.25</b>	4.8	18.19	39.94
coronavirus	2.95	-7.45	3.4	-15.57	0.01
covid19	2.81	-5.17	2.4	-11.08	0.10
china	1.42	-4.28	3	-11.23	2.63
man	1.24	-6.04	2.8	-12.25	0.52
bioweapon	1.24	4.81	5.5	-6.40	19.32
conspiracy	1.1	-4.24	3.7	-13.96	3.72
new	1.03	-5.13	5.4	-18.93	6.39
update	0.87	-0.15	2.5	-6.57	5.69
cases	0.83	-12.37	6.3	-26.75	2.10
outbreak	0.72	-1.25	2.9	-8.31	5.66

Table 3: Top eleven features from the random forest model with the conspiracy and title as feature with the statistics of the coefficients’ posterior probability distributions. The first column shows the percentage of feature importance.

	svm	mean	SD	1%	99%
conspiracy %	2.82	<b>34.96</b>	6.2	20.56	50.09
virus	0.93	-6.70	5.3	-19.64	4.82
covid19	0.84	<b>-28.8</b>	10	-54.33	-6.20
god	0.75	<b>19.29</b>	7.6	3.39	37.54
allah	0.73	-40.09	26	-103.18	1.32
china	0.72	-4.64	3.9	-14.60	3.76
gates	0.69	3.39	16	-32.39	42.94
amir	0.68	-8.57	6.6	-24.66	5.81
lab	0.68	<b>-20.70</b>	8.2	-40.57	-2.28
cases	0.66	-22.41	14	-57.26	8.48
trump	0.63	14.53	9.6	-7.23	36.92

Table 4: Top eleven features from the SVM model with conspiracy and first 100 comments as features with the statistics of the coefficients’ posterior probability distributions. The first column shows the SVM coefficients.

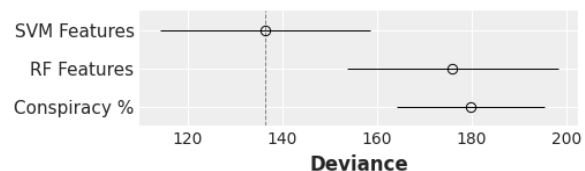


Figure 3: Deviance using WAIC as model selection metric. Black error bars represent the standard error.

content of the videos’ first 100 comments significantly improves the accuracy of misinformation video detection from 82.2 to 89.4. However, in large-scale settings, it may be prohibitive to store the raw comments and continuously perform batch classification. In contrast, the conspiracy percentage feature only requires storing one conspiracy comment counter per video. Future research could leverage the video content to increase the classifier accuracy. The detection of misinformation on social media remains an open challenge, and further research is needed to understand how the COVID-19 misinfodemic spread to prevent future ones.

## References

- Jason Baumgartner, Savvas Zannettou, Brian Keegan, Megan Squire, and Jeremy Blackburn. 2020. The pushshift reddit dataset. In *Proceedings of the International AAAI Conference on Web and Social Media*, volume 14, pages 830–839.
- Emily Chen, Kristina Lerman, and Emilio Ferrara. 2020. Covid-19: The first public coronavirus twitter dataset. *arXiv preprint arXiv:2003.07372*.
- Sohan De Sarkar, Fan Yang, and Arjun Mukherjee. 2018. [Attending sentences to detect satirical fake news](#). In *Proceedings of the 27th International Conference on Computational Linguistics*, pages 3371–3380, Santa Fe, New Mexico, USA. Association for Computational Linguistics.
- Marco L Della Vedova, Eugenio Tacchini, Stefano Moret, Gabriele Ballarin, Massimo DiPierro, and Luca de Alfaro. 2018. Automatic online fake news detection combining content and social signals. In *2018 22nd Conference of Open Innovations Association (FRUCT)*, pages 272–279. IEEE.
- Jacob Devlin, Ming-Wei Chang, Kenton Lee, and Kristina Toutanova. 2018. Bert: Pre-training of deep bidirectional transformers for language understanding. *arXiv preprint arXiv:1810.04805*.
- A Seza Doğruöz, Natalia Ponomareva, Sertan Girgin, Reshu Jain, and Christoph Oehler. 2017. Text based user comments as a signal for automatic language identification of online videos. In *Proceedings of the 19th ACM International Conference on Multimodal Interaction*, pages 374–378.
- Carsten Eickhoff, Wen Li, and Arjen P De Vries. 2013. Exploiting user comments for audio-visual content indexing and retrieval. In *European Conference on Information Retrieval*, pages 38–49. Springer.
- Emilio Ferrara. 2020. What types of covid-19 conspiracies are populated by Twitter bots? *First Monday*.
- Katja Filippova and Keith B Hall. 2011. Improved video categorization from text metadata and user comments. In *Proceedings of the 34th international ACM SIGIR conference on Research and development in Information Retrieval*, pages 835–842.
- Sheera Frenkel, Ben Decker, and Davey Alba. 2020. [How the 'plandemic' movie and its falsehoods spread widely online](#).
- Tarleton Gillespie. 2018. *Custodians of the Internet: Platforms, content moderation, and the hidden decisions that shape social media*. Yale University Press.
- Pankaj Gupta, Khushbu Saxena, Usama Yaseen, Thomas Runkler, and Hinrich Schütze. 2019. [Neural architectures for fine-grained propaganda detection in news](#). In *Proceedings of the Second Workshop on Natural Language Processing for Internet Freedom: Censorship, Disinformation, and Propaganda*, pages 92–97, Hong Kong, China. Association for Computational Linguistics.
- Andreas Hanselowski, Avinesh PVS, Benjamin Schiller, Felix Caspelherr, Debanjan Chaudhuri, Christian M. Meyer, and Iryna Gurevych. 2018. [A retrospective analysis of the fake news challenge stance-detection task](#). In *Proceedings of the 27th International Conference on Computational Linguistics*, pages 1859–1874, Santa Fe, New Mexico, USA. Association for Computational Linguistics.
- Chunneng Huang, Tianjun Fu, and Hsinchun Chen. 2010. Text-based video content classification for online video-sharing sites. *Journal of the American Society for Information Science and Technology*, 61(5):891–906.
- Shan Jiang, Miriam Metzger, Andrew Flanagin, and Christo Wilson. 2020. Modeling and measuring expressed (dis) belief in (mis) information. In *Proceedings of the International AAAI Conference on Web and Social Media*, volume 14, pages 315–326.
- Shan Jiang and Christo Wilson. 2018. Linguistic signals under misinformation and fact-checking: Evidence from user comments on social media. *Proceedings of the ACM on Human-Computer Interaction*, 2(CSCW):1–23.
- Young Bin Kim, Jun Gi Kim, Wook Kim, Jae Ho Im, Tae Hyeong Kim, Shin Jin Kang, and Chang Hun Kim. 2016. Predicting fluctuations in cryptocurrency transactions based on user comments and replies. *PLoS one*, 11(8):e0161197.
- Sumeet Kumar and Kathleen Carley. 2019. [Tree LSTMs with convolution units to predict stance and rumor veracity in social media conversations](#). In *Proceedings of the 57th Annual Meeting of the Association for Computational Linguistics*, pages 5047–5058, Florence, Italy. Association for Computational Linguistics.
- Heidi Oi-Yee Li, Adrian Bailey, David Huynh, and James Chan. 2020. [YouTube as a source of information on covid-19: a pandemic of misinformation?](#) *BMJ Global Health*, 5(5).
- Quanzhi Li, Qiong Zhang, Luo Si, and Yingchi Liu. 2019. [Rumor detection on social media: Datasets, methods and opportunities](#). In *Proceedings of the Second Workshop on Natural Language Processing for Internet Freedom: Censorship, Disinformation, and Propaganda*, pages 66–75, Hong Kong, China. Association for Computational Linguistics.
- Yinhan Liu, Myle Ott, Naman Goyal, Jingfei Du, Mandar Joshi, Danqi Chen, Omer Levy, Mike Lewis, Luke Zettlemoyer, and Veselin Stoyanov. 2019. Roberta: A robustly optimized bert pretraining approach. *arXiv preprint arXiv:1907.11692*.

- Elaheh Momeni, Claire Cardie, and Myle Ott. 2013. Properties, prediction, and prevalence of useful user-generated comments for descriptive annotation of social media objects. In *Seventh International AAAI Conference on Weblogs and Social Media*.
- Souneil Park, Minsam Ko, Jungwoo Kim, Ying Liu, and Junehwa Song. 2011. The politics of comments: predicting political orientation of news stories with commenters' sentiment patterns. In *Proceedings of the ACM 2011 conference on Computer supported cooperative work*, pages 113–122.
- Verónica Pérez-Rosas, Bennett Kleinberg, Alexandra Lefevre, and Rada Mihalcea. 2018. [Automatic detection of fake news](#). In *Proceedings of the 27th International Conference on Computational Linguistics*, pages 3391–3401, Santa Fe, New Mexico, USA. Association for Computational Linguistics.
- Kashyap Popat, Subhabrata Mukherjee, Andrew Yates, and Gerhard Weikum. 2018. [DeClarE: Debunking fake news and false claims using evidence-aware deep learning](#). In *Proceedings of the 2018 Conference on Empirical Methods in Natural Language Processing*, pages 22–32, Brussels, Belgium. Association for Computational Linguistics.
- Vahed Qazvinian, Emily Rosengren, Dragomir Radev, and Qiaozhu Mei. 2011. Rumor has it: Identifying misinformation in microblogs. In *Proceedings of the 2011 Conference on Empirical Methods in Natural Language Processing*, pages 1589–1599.
- Sarah T Roberts. 2019. *Behind the screen: Content moderation in the shadows of social media*. Yale University Press.
- Victoria Rubin, Niall Conroy, Yimin Chen, and Sarah Cornwell. Fake news or truth? using satirical cues to detect potentially misleading news.
- Kai Shu, Amy Sliva, Suhang Wang, Jiliang Tang, and Huan Liu. 2017. Fake news detection on social media: A data mining perspective. *ACM SIGKDD explorations newsletter*, 19(1):22–36.
- B Silverman. 2019. Crowdtangle for academics and researchers.
- Yla R Tausczik and James W Pennebaker. 2010. The psychological meaning of words: Liwc and computerized text analysis methods. *Journal of language and social psychology*, 29(1):24–54.
- James Thorne and Andreas Vlachos. 2018. [Automated fact checking: Task formulations, methods and future directions](#). In *Proceedings of the 27th International Conference on Computational Linguistics*, pages 3346–3359, Santa Fe, New Mexico, USA. Association for Computational Linguistics.
- Aki Vehtari, Andrew Gelman, Daniel Simpson, Bob Carpenter, and Paul-Christian Bürkner. 2019. Rank-normalization, folding, and localization: An improved r for assessing convergence of mcmc. *arXiv preprint arXiv:1903.08008*.
- Svitlana Volkova, Kyle Shaffer, Jin Yea Jang, and Nathan Hodas. 2017. Separating facts from fiction: Linguistic models to classify suspicious and trusted news posts on Twitter. In *Proceedings of the 55th Annual Meeting of the Association for Computational Linguistics (Volume 2: Short Papers)*, pages 647–653.
- Sumio Watanabe and Manfred Opper. 2010. Asymptotic equivalence of Bayes cross validation and widely applicable information criterion in singular learning theory. *Journal of machine learning research*, 11(12).
- Zhilin Yang, Zihang Dai, Yiming Yang, Jaime Carbonell, Russ R Salakhutdinov, and Quoc V Le. 2019. Xlnet: Generalized autoregressive pretraining for language understanding. In *Advances in neural information processing systems*, pages 5753–5763.
- Xinyi Zhou and Reza Zafarani. 2018. Fake news: A survey of research, detection methods, and opportunities. *arXiv preprint arXiv:1812.00315*.