

Always the Best Fit: Adaptive Domain Gap Filling from Causal Perspective for Few-Shot Relation Extraction

Ge Bai, Chenji Lu, Jiaxiang Geng, Shilong Li, Yidong Shi, Xiyang Liu, Ying Liu, Zhang Zhang, Ruifang Liu[†]

Beijing University of Posts and Telecommunications, China *

Abstract

Cross-domain Relation Extraction aims to transfer knowledge from a source domain to a different target domain to address low-resource challenges. However, the semantic gap caused by data bias between domains is a major challenge, especially in few-shot scenarios. Previous work has mainly focused on transferring knowledge between domains through shared feature representations without analyzing the impact of each factor that may produce data bias based on the characteristics of each domain. This work takes a causal perspective and proposes a new framework **CausalGF**. By constructing a unified structural causal model, we estimate the causal effects of factors such as syntactic structure, label distribution, and entities on the outcome. CausalGF calculates the causal effects among the factors and adjusts them dynamically based on domain characteristics, enabling adaptive gap filling. Our experiments show that our approach better fills the domain gap, yielding significantly better results on the cross-domain few-shot relation extraction task.

1 Introduction

Relation Extraction (RE) is one of the key tasks of Natural Language Processing (NLP), which aims to identify the relations between given entities. RE models (Zhang et al., 2017; Yamada et al., 2020) have impressive performance through large-scale supervised learning based on BERT (Devlin et al., 2019) and LSTM (Hochreiter and Schmidhuber, 1997). However, collecting sufficient amounts of data for certain classes may be laborious in practice. Although finetuning prompt-based pre-trained language models (He et al., 2023; Liu et al., 2022) have shown superior performance in few-shot RE tasks, they have encountered challenges in dealing with cross-domain problems. The main issue is that variables such as labels, syntactic structure,

[†]Ruifang Liu is the corresponding author.

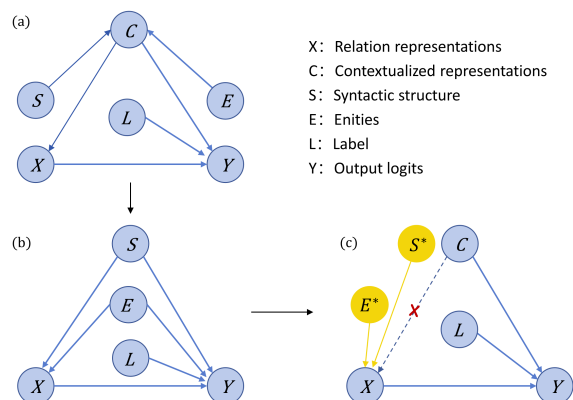


Figure 1: (a) An unified SCM for the task (b) Denoting variable C by S and E (c) Blocking backdoor path by intervention and counterfactual generation

and entities having different distributions in each domain, resulting in data bias across different domains. From a causal perspective, the essence of this bias is that these variables have different causal effects on the results in different domains. Domain adaptation methods (Ganin et al., 2016; Shen et al., 2018) offer new insights to tackle these issues by transferring knowledge between domains through shared feature representations extracted from multiple domains. However, these work relies excessively on extracting shared features and label distributions while ignoring the unique feature of each domain, which would lead to inferior results when domains have significant semantic gaps. Therefore, Zhang and Lu (2022) proposed a label prompt dropout approach to eliminate the model’s over-reliance on labels, but it is difficult to adequately capture the critical features of each domain by randomized dropout.

To address this issue, our work focuses on identifying and adjusting the causal effects of variables by considering the distinct characteristics of different domains. We propose a novel framework **CausalGF** and build a unified structural causal model (SCM) (Pearl et al., 2000) to describe the cross-domain RE task, as shown in Figure 1. The values and relationship in the graph can be altered

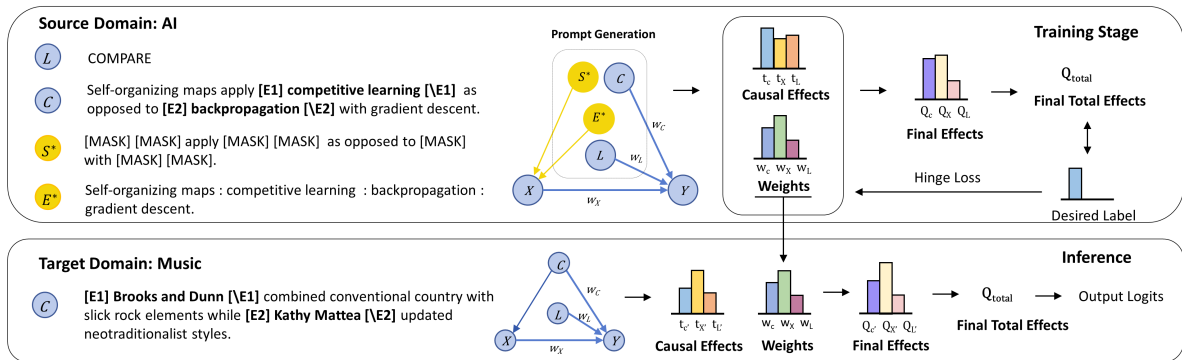


Figure 2: An overview of CausalGF. We utilize counterfactual to acquire representations for each variable and estimate their causal effects. The final effects are dynamically adjusted by intervention. Prompt generation, dynamic weighting, and loss function design are used to implement causal operations.

by intervention and counterfactual generation to study the causal effect of various factors. Furthermore, to adapt to the feature of different domains, it is necessary to estimate the causal effects of various factors and adjust them dynamically. CausalGF implements causal operations and dynamically adjusts the causal effects of variables through prompt generation, dynamic weighting, and loss function improvement, enabling adaptive gap filling based on domain characteristics.

We summarize the contributions as follows:

- To the best of our knowledge, CausalGF is the first work analyzing data bias and the influence of various factors from a causal perspective in cross-domain few-shot RE task.
- We dynamically estimate and adjust the causal effects of factors in training and inference, enabling adaptive gap filling according to the domain characteristics.
- Extensive experiments on different datasets and settings demonstrate the effectiveness of our approach. CausalGF outperforms previous state-of-the-art methods in all scenarios.

2 Methodology

The overall framework of CausalGF is shown in figure 2. Sections 2.1 and 2.2 describe the structural causal modeling and causal operation. 2.3 and 2.4 describe the implementation of the our method.

2.1 Structural Causal Modeling

As shown in Figure 1(a), cross-domain RE task is represented by unified SCM \mathcal{G} . The variable C indicates the contextualized representations of an input text, which is output by the pretrain BERT encoder (Devlin et al., 2019). The variables S and E denote the syntactic structure and the representation of entities in the sentence respectively, which have a direct causal effect on C . Further, as there are no other parent nodes for node C , we can represent it by the nodes S and E , as shown in Figure

1(b). L denotes the label description. The variable X is the representation of a relation for RE which is computed from C , and Y indicates the output logits for prediction. On the edge $C \rightarrow X$, we fuse the semantic information and linguistic structures into SCM by adopting Transformer (Vaswani et al., 2017) to obtain the representation of node X . The causal effect of the parent node on Y is obtained by full connectivity with a nonlinear transformation. The concepts and theories of causal inference are detailed in Appendix A.

2.2 Causal Operations

In our work, we aim to explore the causal effects of variables on the outcomes. From a causal perspective, that is, utilizing intervention and counterfactual generation as causal operations to explore the causal effects of the variables S , E , L , and X on Y in SCM \mathcal{G} . Since the variables S and E have causal effects on both X and Y , their changes interfere with the calculation of the causal effect of $X \rightarrow Y$. Therefore, counterfactuals S^* and E^* are generated and intervened on X upon to block the backdoor path (Morgan and Winship, 2014) and eliminate the causal effect of the original S and E on X (Figure 1(c)). Meanwhile, the original S and E are preserved and restored to the original C to estimate $C \rightarrow Y$ and maintain the semantic information of the original input.

For SCM \mathcal{G} , X^* and Y_{X^*} , counterfactual of X and the original prediction Y_X are computed as:

$$X^* = X_{S^*, E^*} \quad (1)$$

$$Y_{X^*} = f_Y(\text{do}(X = X^*), S = S, E = E) \quad (2)$$

Where f_Y is the function that computes Y .

2.3 Prompt Generation and Encoding

In order to implement the above causal operations, we obtained a representation of the above variables through prompt generation and encoding.

As shown in Figure 2, variable L is represented by the label description. Counterfactual E^* is obtained by extracting all entities in the sentence and connecting them in sequence. We mask these entities to obtain the counterfactual syntactic structure S^* . Besides, the original input C is retained in prompt, and we add [CLS], [L], [S], and [E] as placeholder separators between variables. The given entity pair $\{e_{head}, e_{tail}\}$ are warped with special token [E1], [/E1], [E2] and [/E2] following the approach of Zhang et al. (2019).

$$T_{all} = [CLS] \mathbf{L} [L] \mathbf{C} [S] \mathbf{S}^* [E] \mathbf{E}_1^* \dots \mathbf{E}_m^* \quad (3)$$

After prompt generation, the entire input instance T_{all} is fed to the encoder:

$$h_L, h_{S^*}, h_{E^*} = \text{Encoder}(T_{all})_{L,S,E} \quad (4)$$

$$h_C = [\text{Encoder}(T_{all})_h, \text{Encoder}(T_{all})_t] \quad (5)$$

$$h_{X^*} = [h_{S^*}, h_{E^*}] \quad (6)$$

where h is the output embedding for each token in T_{all} . h_L , h_{S^*} and h_{E^*} represent the respective representation of L , S^* and E^* , which formed by final layer representations of the marker [L], [S] and [E], respectively. Base on SCM \mathcal{G} , h_{X^*} is formed by concatenating h_{S^*} and h_{E^*} . h_C stands for the representation of the original sentence C which is formed by concatenating the final layer representations of the entity markers [E1] and [E2].

2.4 Training and Inference

In the SCM \mathcal{G} , the parents of the outcome variable Y are denoted as $\mathcal{E} = \{X, C, L\}$. During the training phase, we calculate the causal effect t of each variable in \mathcal{E} on Y by utilizing the class prototype r and variable representation h . To flexibly adjust the influence of each variable on the output, we introduce a learnable weight matrix $W = [w_{X^*}, w_C, w_L]$. The final causal effect Q_{total} is computed using Formula (8).

$$t_i^k = r_k^\top h_i \quad (i = C, L, X^*) \quad (7)$$

$$\begin{aligned} Q_{total}^k &= \sum_{i \in \mathcal{E}} weight_i \cdot effect_i \\ &= \sum_{i=X^*, C, L} w_i \cdot t_i^k = \sum_{i=X^*, C, L} Q_i \end{aligned} \quad (8)$$

The class prototype $r \in \mathbb{R}^{N_C \times H}$ is calculated by averaging the relation representations of the N support instances of each class. Where N_C indicates the number of classes, H indicates the input hidden dimension. We optimize a hinge loss function by introducing the total casual effect Q_{total} .

$$\mathcal{L} = \frac{\sum_{k=1, k \neq y}^{N_C} \max(0, m - Q_{total}^y + Q_{total}^k)}{N_C} \quad (9)$$

During inference, we choose the relation y as the prediction by finding the closest class prototype to the query sentence’s relation representation:

$$\hat{y} = \underset{k=0 \dots N_C}{\text{arg max}} r_k^\top Q_{total}^q \quad (10)$$

Where r_k is the class prototype of class k , Q_{total}^q is representation of the query instance.

3 Experiment

3.1 Datasets and Implementation

We evaluate CausalGF on two cross-domain few-shot RE datasets: **CrossRE** (Bassignana and Plank, 2022): A manually-curated corpus contains 5265 sentences covering 6 domains with a unified label set of 17 relation types. To assess the domain adaptation of the model, we conducted experiments on CrossRE in single source domain and multiple source domain scenarios. **FewRel**: FewRel 1.0 (Han et al., 2018) is collected from Wikipedia articles which contain 100 relations and 700 instances for each relation. FewRel 2.0 (Gao et al., 2019) contains test set from the biomedical contains domain 25 relations and 100 instances for each relation.

We compare CausalGF with the following baseline methods: **Proto-BERT** (Snell et al., 2017) is a prototypical network with BERT-base (Devlin et al., 2019) serving as the backbone. **BERT-PAIR** (Gao et al., 2019) is a method that measures the similarity of a sentence pair. **CP** (Peng et al., 2020) pre-trains Proto-BERT using a contrastive pre-training approach that divides sentences into positive pairs and negative pairs. **HCRP** (Han et al., 2021) equips Proto-BERT with a hybrid attention module and a task adaptive focal loss. **Improved Domain Adaptation (IDA)** (Yuan et al., 2022) proposes an encoder learned by optimizing a representation loss and an adversarial loss to extract the relation of sentences in the source and target domain. **LPD** (Zhang and Lu, 2022) introduces a label prompt dropout approach which is adaptable to cross-domain tasks.

We follow the pretraining method of LPD (Zhang and Lu, 2022) which pretrained on the Wikipedia dataset and on top of BERT-base from the Huggingface Transformer library. We perform multiple experiments with different random seeds and report the average accuracy together with the standard deviation. Detailed descriptions of experimental settings can be found in Appendix C.

3.2 Results and Analysis

Main Results: Table 1 shows that CausalGF outperforms all baseline models in CrossRE, achieving an average improvement of at least 1.90% and

Models	5-way-1-shot		5-way-5-shot		10-way-1-shot		10-way-5-shot		Avg.	
	Multi	Single	Multi	Single	Multi	Single	Multi	Single	Multi	Single
Proto-Bert*	67.70±0.5	52.2±0.7	80.71±1.0	64.65±0.8	58.65±0.9	39.86±1.2	76.82±1.1	50.82±0.8	70.97	51.83
HCRP*	70.47±1.0	60.34±0.9	85.05±0.3	70.68±1.5	59.17±0.5	48.53±0.6	78.51±1.0	60.70±0.9	73.30	60.06
CP*	78.33±0.9	49.96±0.7	86.89±1.1	70.70±1.2	70.95±1.1	44.45±0.9	78.36±1.4	53.82±0.7	78.63	54.73
LPD*	81.90±0.8	62.35±0.5	86.87±1.4	75.39±0.5	69.81±1.7	47.39±1.2	78.65±0.5	63.36±0.9	79.30	62.12
CausalGF	84.02±0.7	63.88±1.1	88.35±0.3	76.44±0.6	73.64±0.4	49.57±1.4	78.80±0.8	64.93±0.9	81.20	63.71

Table 1: Accuracy (%) of cross-domain few-shot classification on CrossRE music domain. (* These works have not been evaluated on CrossRE, so the results are produced by our implementation.)

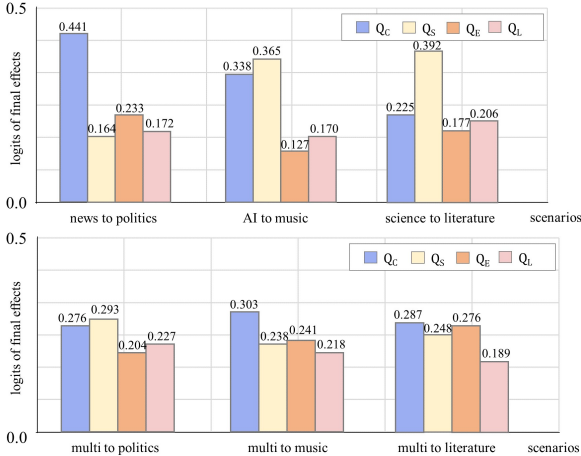


Figure 3: The final causal effects of the variable C, E, S and L in six different cross-domain scenarios.

1.59% for single and multiple source domain scenarios, respectively. Compared to the previous state-of-the-art LPD, our 10-way-1-shot results show enhancements of 3.83% and 2.18% with single and multiple sources, respectively. This highlights that adjusting causal effects adaptively is superior to random strategies in reducing the model over-dependence on labeling and data distribution. As shown in Table 2, our approach significantly outperforms HCRP, IDA, and CP by at least 4.44% and 4.10% in 1-shot and 5-shot settings, respectively. This indicates that learning the influence of variables based on causal theory is more effective than previous adaptive and contrastive methods in cross-domain few-shot tasks.

Experimental results for other domains can be found in Appendix D.

Ablation Studies: We construct ablation experiments on the music domain of CrossRE and Fewrel2.0 dataset to investigate the contribution of each component in our approach. We implement a w/o counterfactual generation experiment by removing prompt generation, a w/o causal effect estimation by removing the weight matrix W , and a w/o causal effect adjustment experiment by initializing fixed W . Table 3 and 4 indicate that removing any part of our approach leads to varying degrees of decline in model performance. Notably, the results of

Model	5-way 1-shot	5-way 5-shot	10-way 1-shot	10-way 5-shot
Proto-Bert	40.12	51.50	26.45	36.93
BERT-PAIR	67.41	78.57	54.89	66.85
HCRP	76.34	83.03	63.77	72.94
IDA	76.30	84.71	67.87	75.84
CP	79.70	84.90	68.10	79.80
LPD	82.81±0.5	88.98±1.4	70.51±1.5	78.76±1.6
CausalGF	84.14±0.9	91.10±1.5	72.90±1.1	83.92±1.3

Table 2: Accuracy (%) of cross-domain few-shot classification on the FewRel2.0 test set.

Model	muti source	single source
CausalGF	81.20	63.45
w/o counterfactual generation	75.63	59.59
w/o causal effects estimation	77.17	61.71
w/o causal effects adjustment	75.33	60.29

Table 3: Ablation study results (%) of our methods on CrossRE dataset.

Model	5-way-1-shot	10-way-1-shot
CausalGF	84.14	72.90
w/o counterfactual generation	79.77	68.69
w/o causal effects estimation	81.10	71.35
w/o causal effects adjustment	80.65	70.89

Table 4: Ablation study results (%) of our methods on Fewrel2.0 dataset.

the w/o causal effect adjustment experiment reveal that improper utilization of causal effects can be counterproductive to the model’s performance.

3.3 Causal Effects Across Different Domains

To verify the ability of our model adaptively filling gaps according to different domain characteristics, we explored the causal effect of each variable (L , S , E , C) on the results in different cross-domain tasks. Figure 3 shows the normalized average prediction logits for the ground truth which obtain from final causal effects Q_i ($i = L, S, E, C$) under six different cross-domain scenarios. The final causal effects of the same variables differ in different cross-domain scenarios, demonstrating that CausalGF adaptively fills gap by adjusting for causal effects.

For instance, in domains with significant differences, entities are less influential while syntax structure plays a more critical role since entities

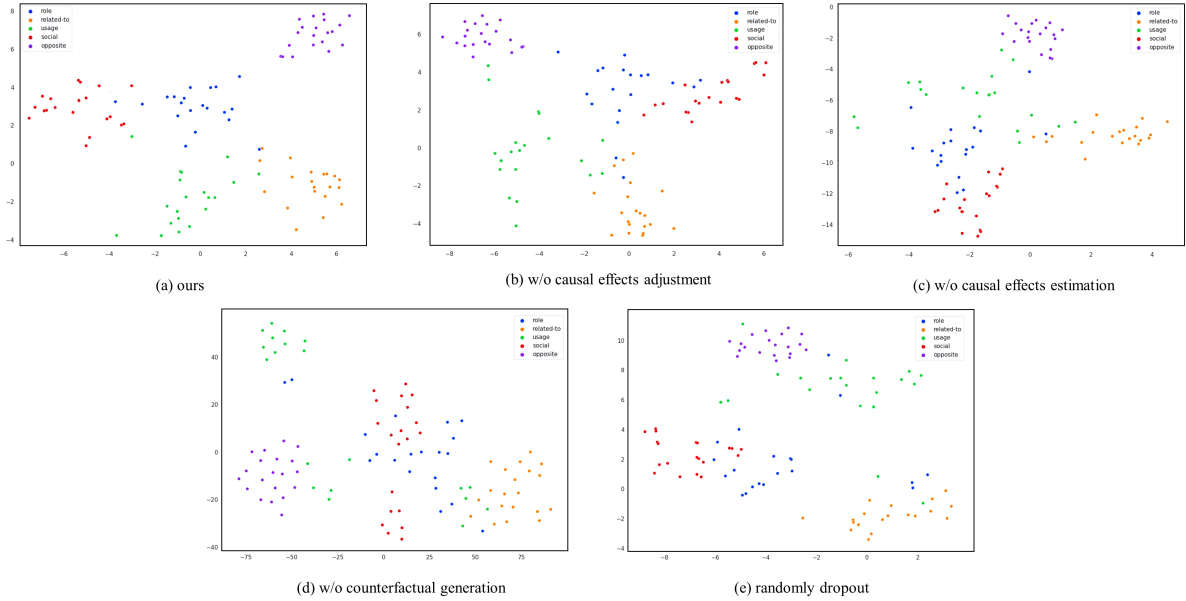


Figure 4: The t-SNE visualization results for 100 samples from 5 labels in a 5-way-1-shot scenario on CrossRE.

Model	5-way 1-shot	5-way 5-shot	10-way 1-shot	10-way 5-shot
Proto-Bert	89.13	94.38	82.77	90.05
BERT-PAIR	88.32	93.22	80.63	87.02
HCRP	96.42	97.96	93.97	96.46
CP	95.10	97.10	91.20	94.70
LPD	98.17±0.0	98.29±0.2	96.66±0.0	96.75±0.2
CausalGF	98.31±0.3	98.54±0.5	97.15±0.3	97.04±0.2

Table 5: Accuracy (%) of in-domain few-shot classification on the FewRel1.0 test set.

Model	5-way 1-shot	5-way 5-shot	10-way 1-shot	10-way 5-shot
Proto-Bert*	59.69±0.5	73.65±0.9	59.69±0.3	65.04±0.5
HCRP*	65.34±0.8	79.39±1.1	56.58±0.5	66.86±0.6
CP*	69.71±1.1	80.76±1.0	59.24±0.9	72.18±0.7
LPD*	76.62±1.0	79.70±1.2	69.14±1.2	70.69±1.5
CausalGF	78.51±1.3	82.49±1.0	70.90±1.1	72.19±0.8

Table 6: Accuracy (%) of in-domain few-shot classification on the CrossRE test set. (* are produced by our implementation.)

are domain-specific and semantic information of them is difficult for the target domain to utilize. In contrast, syntactic structure is more universal and applicable across various domains. This phenomenon is consistent with our intuition. We visualize the feature space to further demonstrate the effectiveness of CausalGF in Appendix ??.

3.4 In-Domain Experiments

To further demonstrate the effectiveness of our method, we conducted additional experiments on in-domain tasks. We conducted experiments on Fewrel 1.0 and CrossRE datasets, and the results are shown in Table 5 and 6, respectively. The results demonstrate that our method achieves competitive performance in in-domain tasks. This in-

dicates that CausalGF has a universal capability to enhance the model’s ability to learn features and make accurate predictions. It also proves the general significance of the causal effect estimation method in relation extraction tasks.

3.5 Visualization

During the process of model forwarding, we collect the vector representations of the test samples along with their respective category labels. The t-SNE toolkit (Van der Maaten and Hinton, 2008) is used to map the high-dimensional feature space of the test samples onto a two-dimensional plane, allowing for the measurement of sample similarity based on these representations. To evaluate the effectiveness of CausalGF, we implemented three ablation experiments and a random dropout method (LPD) to compare with our approach. Figure 4 shows the visualization results for 100 samples from 5 labels in a 5-way-1-shot scenario. The results clearly show that CausalGF outperforms other methods in terms of classification effectiveness. This signifies that the inclusion of counterfactual generation and the adaptation of causal effects greatly enhance the ability to learn domain-specific features.

4 Conclusion

In this paper, we propose CausalGF, a novel framework based on a causal perspective. By building a unified structural causal model, CausalGF estimates the causal effects of factors contributing to data bias and dynamically adjusts them to accommodate domain characteristics. Our model effectively fills the domain gap, outperforming strong baselines in various cross-domain scenarios.

Limitations

Some limitations exist in our work. Our effectiveness is only examined on the task of relation extraction, while whether this method is able to generalize to other information extraction tasks, such as named entity recognition (NER) and event detection (ED), is not yet explored in this paper. In addition, a more fine-grained partition of variables with causal effects on the outcome may enhance the efficacy of counterfactual generation. The above issues will be explored in our future studies.

Ethics Statement

Our contribution in this work is fully methodological, namely a novel framework from a causal perspective (CausalGF) to boost the performance of the cross-domain few-shot RE. Hence, there are no direct negative social impacts of this contribution.

References

- Ehsan Abbasnejad, Damien Teney, Amin Parvaneh, Javen Shi, and Anton van den Hengel. 2020. Counterfactual vision and language learning. In *Proceedings of the IEEE/CVF conference on computer vision and pattern recognition*, pages 10044–10054.
- Livio Baldini Soares, Nicholas FitzGerald, Jeffrey Ling, and Tom Kwiatkowski. 2019. [Matching the blanks: Distributional similarity for relation learning](#). In *Proceedings of the 57th Annual Meeting of the Association for Computational Linguistics*, Florence, Italy. Association for Computational Linguistics.
- Elisa Bassignana and Barbara Plank. 2022. [CrossRE: A cross-domain dataset for relation extraction](#). In *Findings of the Association for Computational Linguistics: EMNLP 2022*, Abu Dhabi, United Arab Emirates. Association for Computational Linguistics.
- Xin Cong, Bowen Yu, Tingwen Liu, Shiyao Cui, Hengzhu Tang, and Bin Wang. 2021. Inductive unsupervised domain adaptation for few-shot classification via clustering. In *Machine Learning and Knowledge Discovery in Databases: European Conference, ECML PKDD 2020, Ghent, Belgium, September 14–18, 2020, Proceedings, Part II*, pages 624–639. Springer.
- Jacob Devlin, Ming-Wei Chang, Kenton Lee, and Kristina Toutanova. 2019. [BERT: Pre-training of deep bidirectional transformers for language understanding](#). In *Proceedings of the 2019 Conference of the North American Chapter of the Association for Computational Linguistics*.
- Fuli Feng, Jizhi Zhang, Xiangnan He, Hanwang Zhang, and Tat-Seng Chua. 2021. Empowering language understanding with counterfactual reasoning. In *Findings of the Association for Computational Linguistics: ACL-IJCNLP 2021*, pages 2226–2236.
- Chelsea Finn, Pieter Abbeel, and Sergey Levine. 2017. Model-agnostic meta-learning for fast adaptation of deep networks. In *International conference on machine learning*, pages 1126–1135. PMLR.
- Yaroslav Ganin, Evgeniya Ustinova, Hana Ajakan, Pascal Germain, Hugo Larochelle, François Laviolette, Mario Marchand, and Victor Lempitsky. 2016. [Domain-adversarial training of neural networks](#). *The journal of machine learning research*, 17(1).
- Hang Gao, Zheng Shou, Alireza Zareian, Hanwang Zhang, and Shih-Fu Chang. 2018. Low-shot learning via covariance-preserving adversarial augmentation networks. *Advances in Neural Information Processing Systems*, 31.
- Tianyu Gao, Xu Han, Hao Zhu, Zhiyuan Liu, Peng Li, Maosong Sun, and Jie Zhou. 2019. [FewRel 2.0: Towards more challenging few-shot relation classification](#). In *Proceedings of EMNLP-IJCNLP*.
- Madelyn Glymour, Judea Pearl, and Nicholas P Jewell. 2016. *Causal inference in statistics: A primer*. John Wiley & Sons.
- Jiale Han, Bo Cheng, and Wei Lu. 2021. [Exploring task difficulty for few-shot relation extraction](#). In *Proceedings of the 2021 Conference on EMNLP*, Online and Punta Cana, Dominican Republic. Association for Computational Linguistics.
- Xu Han, Hao Zhu, Pengfei Yu, Ziyun Wang, Yuan Yao, Zhiyuan Liu, and Maosong Sun. 2018. [FewRel: A large-scale supervised few-shot relation classification dataset with state-of-the-art evaluation](#). In *Proceedings of the 2018 Conference on Empirical Methods in Natural Language Processing*.
- Kai He, Yucheng Huang, Rui Mao, Tieliang Gong, Chen Li, and Erik Cambria. 2023. [Virtual prompt pre-training for prototype-based few-shot relation extraction](#). *Expert Systems with Applications*, 213:118927.
- Sepp Hochreiter and Jürgen Schmidhuber. 1997. [Long short-term memory](#). *Neural Computation*, 9(8):1735–1780.
- Fangchao Liu, Hongyu Lin, Xianpei Han, Boxi Cao, and Le Sun. 2022. [Pre-training to match for unified low-shot relation extraction](#). In *Proceedings of the 60th Annual Meeting of the Association for Computational Linguistics*.
- Stephen L. Morgan and Christopher Winship. 2014. *Counterfactuals and Causal Inference: Methods and Principles for Social Research*, 2 edition. Analytical Methods for Social Research. Cambridge University Press.
- Guoshun Nan, Jiaqi Zeng, Rui Qiao, Zhijiang Guo, and Wei Lu. 2021. [Uncovering main causalities for long-tailed information extraction](#). *CoRR*, abs/2109.05213.

- Judea Pearl. 2009. *Causality*. Cambridge university press.
- Judea Pearl et al. 2000. Models, reasoning and inference. *Cambridge, UK: CambridgeUniversityPress*, 19(2).
- Yifan Peng, Qingyu Chen, and Zhiyong Lu. 2020. [An empirical study of multi-task learning on BERT for biomedical text mining](#). In *Proceedings of the 19th SIGBioMed Workshop on Biomedical Language Processing*.
- Jian Shen, Yanru Qu, Weinan Zhang, and Yong Yu. 2018. [Wasserstein distance guided representation learning for domain adaptation](#). In *Proceedings of the AAAI Conference on Artificial Intelligence*, volume 32.
- Ge Shi, Chong Feng, Lifu Huang, Boliang Zhang, Heng Ji, Lejian Liao, and He-Yan Huang. 2018. Genre separation network with adversarial training for cross-genre relation extraction. In *Proceedings of the 2018 Conference on Empirical Methods in Natural Language Processing*, pages 1018–1023.
- Jake Snell, Kevin Swersky, and Richard Zemel. 2017. [Prototypical networks for few-shot learning](#). In *Advances in Neural Information Processing Systems*, volume 30. Curran Associates, Inc.
- Kaihua Tang, Yulei Niu, Jianqiang Huang, Jiaxin Shi, and Hanwang Zhang. 2020. Unbiased scene graph generation from biased training. In *Proceedings of the IEEE/CVF conference on computer vision and pattern recognition*, pages 3716–3725.
- Eleni Triantafillou, Richard Zemel, and Raquel Urtasun. 2017. Few-shot learning through an information retrieval lens. *Advances in neural information processing systems*, 30.
- Laurens Van der Maaten and Geoffrey Hinton. 2008. Visualizing data using t-sne. *Journal of machine learning research*, 9(11).
- Ashish Vaswani, Noam Shazeer, Niki Parmar, Jakob Uszkoreit, Llion Jones, Aidan N Gomez, Łukasz Kaiser, and Illia Polosukhin. 2017. [Attention is all you need](#). *Advances in neural information processing systems*, 30.
- Zhao Wang and Aron Culotta. 2021. Robustness to spurious correlations in text classification via automatically generated counterfactuals. In *Proceedings of the AAAI Conference on Artificial Intelligence*, volume 35, pages 14024–14031.
- Yiquan Wu, Kun Kuang, Yating Zhang, Xiaozhong Liu, Changlong Sun, Jun Xiao, Yueting Zhuang, Luo Si, and Fei Wu. 2020. De-biased court’s view generation with causality. In *Proceedings of the 2020 Conference on Empirical Methods in Natural Language Processing (EMNLP)*, pages 763–780.
- Yu Wu, Yutian Lin, Xuanyi Dong, Yan Yan, Wanli Ouyang, and Yi Yang. 2018. Exploit the unknown gradually: One-shot video-based person re-identification by stepwise learning. In *Proceedings of the IEEE Conference on Computer Vision and Pattern Recognition (CVPR)*.
- Ikuya Yamada, Akari Asai, Hiroyuki Shindo, Hideaki Takeda, and Yuji Matsumoto. 2020. [LUKE: Deep contextualized entity representations with entity-aware self-attention](#). In *Proceedings of the 2020 Conference on Empirical Methods in Natural Language Processing (EMNLP)*, pages 6442–6454.
- Donghyun Yoo, Haoqi Fan, Vishnu Boddeti, and Kris Kitani. 2018. Efficient k-shot learning with regularized deep networks. In *Proceedings of the AAAI Conference on Artificial Intelligence*, volume 32.
- Zhongju Yuan, Zhenkun Wang, and Genghui Li. 2022. [Cross-domain few-shot relation extraction via representation learning and domain adaptation](#). *arXiv preprint arXiv:2212.02560*.
- Xiangji Zeng, Yunliang Li, Yuchen Zhai, and Yin Zhang. 2020. Counterfactual generator: A weakly-supervised method for named entity recognition. In *Proceedings of the 2020 Conference on Empirical Methods in Natural Language Processing (EMNLP)*, pages 7270–7280.
- Peiyuan Zhang and Wei Lu. 2022. [Better few-shot relation extraction with label prompt dropout](#). In *Proceedings of the 2022 Conference on Empirical Methods in Natural Language Processing*, Abu Dhabi, United Arab Emirates. Association for Computational Linguistics.
- Yuhao Zhang, Victor Zhong, Danqi Chen, Gabor Angeli, and Christopher D. Manning. 2017. [Position-aware attention and supervised data improve slot filling](#). In *Proceedings of the 2017 Conference on Empirical Methods in Natural Language Processing*.
- Zhengyan Zhang, Xu Han, Zhiyuan Liu, Xin Jiang, Maosong Sun, and Qun Liu. 2019. [ERNIE: Enhanced language representation with informative entities](#). In *Proceedings of ACL*. Association for Computational Linguistics.

A Theory of Causal Inference

In this section we present the theory of causal reference involved in our approach.

Structural Causal Model (SCM): Figure 5(a) shows an example of SCM. In general, the structural causal model ($G = \{V, U, F\}$) consists of two sets of variables and a set of functions (Glymour et al., 2016). The variable set $V = \{V_1 \dots V_n\}$ represents the endogenous variables, which are the variables with observable causes (e.g. node X and Y). The variable set $U = \{U_1 \dots U_n\}$ represents the exogenous variables, which usually do not

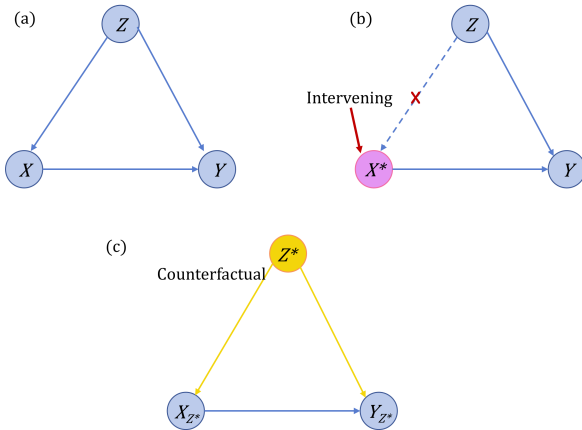


Figure 5: Example of a structural causal model. (a) Structural causal modeling (b) Intervening on variable X (c) Counterfactual generation for variable Z

Target Domain	Single Source	Multiple Source
Music	AI	Domains w/o Music
AI	Music	Domains w/o AI
Literature	Science	Domains w/o Literature
Science	Literature	Domains w/o Science
Politics	News	Domains w/o Politics
News	Politics	Domains w/o News

Table 7: Domain segmentation of single source and multiple source on CrossRE dataset .

have parent nodes and whose causes are not usually taken into consideration (e.g. node Z). The function set F is defined as $F = \{f_1, \dots, f_n\}$, where f_i represents the corresponding relationship between variables. The variables V_i are determined by the functions as $V_i = f_i(A_i, U_i)$, where A_i and U_i represent the endogenous and exogenous variables, respectively, which have a direct causal effect on V_i . In terms of causality, the parent node is the cause and the children are the effect. As depicted in Figure 5(a), variable X has a direct causal effect on variable Y ($X \rightarrow Y$), while variable Z has a direct causal effect ($Z \rightarrow Y$) and an indirect causal effect ($Z \rightarrow X \rightarrow Y$) on Y . The structural causal model provides a framework for comprehending the causal relationships between variables, allowing us to conduct experiments, make predictions, and intervene in these relationships.

Intervening: Intervening on a variable in a structural causal model involves fixing the value of that variable in order to study its correlation with other variables and its causal effects. Intervention can be represented by the do-calculus. For instance, the intervention on variable X can be denoted as $do(X = x^*)$, where x^* represents the given value (Pearl, 2009). As shown in Figure 5(b), after intervening on variable X , the causal relationship be-

tween X and its parents will be cut off. Meanwhile, the backdoor path from X to Y ($X \leftarrow Z \rightarrow Y$) will also be blocked. At this point, variable Z no longer has a simultaneous causal effect on X and Y . Therefore, intervention can remove the confusion between variables and facilitate the estimation of the causal effect between variables.

Counterfactual: Counterfactuals emphasize the outcome of a hypothetical condition if a variable is hypothesized under identical conditions of reality. The concept of a counterfactual reflects a hypothetical scenario of "what would the outcome be if the variables were different". Unlike interventions which examine the effects on outcomes of implementing certain dispositional observations on variables in reality, counterfactuals focus on fictional scenarios that did not occur. As shown in Figure 5(c), assuming that the variable Z is Z^* in the case, the estimate of the causal effect on X can be expressed as X_{Z^*} .

B Related Work

Cross-Domain Few-Shot Learning: In cross-domain few-shot learning, base and novel classes are both drawn from different domains, and the class label sets are disjoint. Although the supervised paradigm is effective in fundamental tasks, it suffers from the limitation of insufficient labeled data. To address this issue, previous work has proposed a variety of methods for Few-shot learning as well as domain adaptation.

Data-based few-shot learning methods augment the data with prior knowledge to overcome the difficulty of insufficient data (Gao et al., 2018; Wu et al., 2018; Cong et al., 2021). Algorithm-based methods leverage prior knowledge to search for an initial solution that is effective for multiple tasks simultaneously, which makes it facilitating the adaptation to new tasks (Finn et al., 2017; Yoo et al., 2018). Metric-based methods employ an encoder based on a metric to refine the sentence embedding in the latent space, allowing the learned latent space to generalize to novel relations with few labeled samples in the same domain (Triantafillou et al., 2017; Baldini Soares et al., 2019).

Domain adaption studies how to benefit from different but related domains. Shen et al. (2018) introduced Wasserstein distance to improve the generalization ability by constructing domain-invariant space between the source and target domain. Shi et al. (2018) employed an adversarial paradigm to extract class agnostic features in different domains.

Models	5-way-1-shot		5-way-5-shot		10-way-1-shot		10-way-5-shot		Avg.	
	Multi	Single	Multi	Single	Multi	Single	Multi	Single	Multi	Single
Proto-Bert*	52.2±0.7	48.88±1.0	64.65±0.8	60.04±0.5	39.86±1.2	38.66±0.8	50.82±0.8	47.78±1.1	51.88	48.84
HCRP*	60.34±0.9	58.05±0.6	70.68±1.5	69.82±0.5	48.53±0.6	45.07±1.1	60.70±0.9	54.69±0.3	60.06	56.91
CP*	62.58±0.7	43.46±0.9	69.82±1.2	69.68±0.6	51.99±0.9	41.63±0.7	62.37±0.7	58.35±0.3	61.69	53.28
LPD*	76.51±0.5	59.44±0.3	69.85±0.5	72.00±0.5	68.44±1.2	48.97±0.8	68.99±0.9	60.54±0.5	70.95	60.24
CausalGF	77.87±1.1	61.34±0.9	72.43±0.6	67.90±0.3	69.20±1.4	50.65±0.8	71.61±0.9	61.71±1.0	72.78	60.40

Table 8: Accuracy (%) of cross-domain few-shot classification on CrossRE AI domain. (* These works have not been evaluated on CrossRE, so the results are produced by our implementation.)

Models	Music		AI		Literature		Science		News		Politics	
	Multi	Single	Multi	Single	Multi	Single	Multi	Single	Multi	Single	Multi	Single
Proto-Bert*	70.97	51.83	51.88	48.84	66.78	54.28	67.16	67.53	67.22	62.86	66.20	44.69
HCRP*	73.30	60.06	60.06	56.91	70.38	62.45	68.72	63.97	68.29	61.41	66.70	53.76
CP*	78.63	54.73	61.69	53.28	75.93	55.97	69.77	56.51	61.65	62.85	72.80	48.40
LPD*	79.30	62.12	70.95	60.24	83.28	67.53	75.55	68.42	70.12	62.86	79.09	54.50
CausalGF	81.20	63.71	72.78	60.40	84.15	67.75	77.43	69.60	73.58	65.88	80.02	55.38

Table 9: Average accuracy (%) of cross-domain few-shot classification on CrossRE each domain. (* These works have not been evaluated on CrossRE, so the results are produced by our implementation.)

Yuan et al. (2022) proposed an encoder to extract the relation of sentences in the source and target domain and an adversary loss to merge the source domain and target domain.

Different from the above works that are based on conventional approaches, we tackle the cross-domain few-shot RE problem from the perspective of causal inference.

Causal Inference: Causal inference offers new insights for addressing the problem of data bias. In computer vision tasks, previous work has addressed the problem of unbalanced data distribution by causal manipulation of images through detection or segmentation methods (Tang et al., 2020; Abbasnejad et al., 2020). In NLP tasks, recent causal models have been applied in various tasks, such as text generation (Wu et al., 2020) and language understanding (Feng et al., 2021). Zeng et al. (2020); Wang and Culotta (2021) generated counterfactuals for weakly-supervised namely entities recognition (NER) and text classifications by replacing the target entity with another entity or their antonyms, respectively. Nan et al. (2021) mitigating the spurious correlations in long-tailed label distribution for information extraction tasks by counterfactual generation.

Unlike the previous methods, our approach utilizes causal operations to bridge the domain gap. We not only generate counterfactuals for cross-domain few-shot RE task, but also estimate and dynamically adjust causal effects to better align

with the characteristics of each domain.

C Implementation Details

We implemented our model with PyTorch 1.8.1. We use the Adam optimizer and set maximum length = 128, learning rate = $2e-5$, batch size = 4, max iteration = 20,000 for CrossRE and FewRel 2.0. The learnable weight matrix $W = [w_{X^*}, w_C, w_L]$ is initialized to $[0.5, 1, 1]$, and the learning rate for weight matrix = $5e-5$.

During inference, we randomly sample 1,000 episodes from the N-way-K-shot support set and a query instance to evaluate our model. Following previous works (Han et al., 2018; Gao et al., 2019), we set N to 5 and 10, and K to 1 and 5. For all the experiments, we train and test our model on the 3090Ti GPU. It takes an average of 2.5 hours to run on the training dataset. All experiments are repeated five times with different random seeds under the same settings.

For Fewrel dataset, we follow the official split to use 64 relations of Fewrel 1.0 for training, 16 for validation and use FewRel 2.0 for testing to evaluate the domain adaptation of few-shot models. For CrossRE dataset, we construct our experiment with two scenarios: single source domain and multiple source domain. Domain segmentation on CrossRE dataset is shown in Table 7. For single source experiments, we select two different domains for source and tar, respectively. For multiple source experiments, we adopt the leave-one-out strategy.

Label	Instance	Prediction of LPD	Prediction of CausalGF	Causal Effects
opposite	the Kingdom of Judah rebelled against the Neo-Babylonian Empire and was destroyed	win-defeat 0.427 compare 0.233 opposite 0.177	opposite 0.720 role 0.101 win-defeat 0.087	Q_C 0.454 Q_S 0.212 Q_E 0.079 Q_L 0.225
win-defeat	United Kingdom lacks the charismatic leader needed to keep the country together and Nazi Germany successfully conquers Great Britain via Operation Sea Lion in 1940.	opposite 0.335 win-defeat 0.306 cause 0.197	win-defeat 0.681 opposite 0.209 named 0.091	Q_C 0.361 Q_S 0.104 Q_E 0.327 Q_L 0.178

Table 10: Two cases from CrossRE dataset, their source domain is news and target domain is politics.

D Supplementary Experiments on CrossRE

we conducted 12 cross-domain experiments in 6 domains on the CrossRE dataset, as shown in the table 7. Except for the Music domain shown in section 3.2, we present the results of the remaining experiments here. For the AI domain, we present the detailed results of each few-shot setting in Table 8. For the other 4 domains, we report the average results of their experiments in Table 9. Specifically, CausalGF achieves an average improvement of at least 3.42% and 3.02% for single and multiple source domain scenarios, respectively. Furthermore, our approach achieves the best performance in all of the aforementioned cross-domain experiments, demonstrating that CausalGF adapts to domain characteristics and fills the gap in different cross-domain scenarios.

E Case Study

As shown in Table 10, we show the content of two cases in the CrossRE dataset, and the prediction results of the previous sota LPD and our method. Since the semantics and application scenarios of the two labels (win-defeat and opposite) are relatively similar, LPD, a method that focuses mainly on the semantics of the labels, tends to confuse them, resulting in prediction errors.

Our approach can adaptively fill the domain gap by recognizing and dynamically adjusting the causal effects of different variables in a sentence. As a result, causalGF will not be overly dependent on a single variable in a sentence or be negatively affected by the similarity of a single variable in an instance. The table above shows the adjustment of causal effects by our method. It can be found that after adjustment, different variables have different causal effects, and our model can make correct and clear predictions in this way.