

Stylized Knowledge-Grounded Dialogue Generation via Disentangled Template Rewriting

Qingfeng Sun Can Xu Huang Hu Yujing Wang Jian Miao
Xiubo Geng Yining Chen Fei Xu Daxin Jiang*

Microsoft, Beijing, China

{qins, caxu, huahu, yujwang, jianm,
xigeng, yinichen, fexu, djiang}@microsoft.com

Abstract

Current Knowledge-Grounded Dialogue Generation (KDG) models specialize in producing rational and factual responses. However, to establish long-term relationships with users, the KDG model needs the capability to generate responses in a desired style or sentiment. Thus, we study a new problem: Stylized Knowledge-Grounded Dialogue Generation (SKDG). It presents two challenges: (1) How to train a SKDG model where no <context, knowledge, stylized response> triples are available. (2) How to cohere with context and preserve the knowledge when generating a stylized response. In this paper, we propose a novel disentangled template rewriting (DTR) method which generates responses via combing disentangled style templates (from monolingual stylized corpus) and content templates (from KDG corpus). The entire framework is end-to-end differentiable and learned without supervision. Extensive experiments on two benchmarks indicate that DTR achieves a significant improvement on all evaluation metrics compared with previous state-of-the-art stylized dialogue generation methods. Besides, DTR achieves comparable performance with the state-of-the-art KDG methods in standard KDG evaluation setting.

1 Introduction

Every good conversational agent needs the ability to generate good responses, which are not only knowledgeable and coherent with contexts but also have abundant and desirable styles and sentiments (Rashkin et al., 2018; Smith et al., 2020; Zhou et al., 2020). Such an agent can deliver depth dialogues on various topics and yield more engaging and vivacious conversations to attract more users. In other words, rational and perceptual thought are all necessary for a perfect dialogue agent. Nevertheless, most existing Knowledge-Grounded Dialogue Generation (KDG) methods (Dinan et al., 2019;

Knowledge:

Harry potter is a series of fantasy novels written by J. K. Rowling .

Context:

A: Harry potter is a really solid set of novels .

B: Certainly. I have seen the movies yesterday.

A: You are a real loyal fan ! Do you know who wrote the books ?

Responses:

Human: She is my favorite author - J. K. Rowling.

KDG Model: I know the author of Harry potter is J. K. Rowling.

Polite: Thank you ! The author is J. K. Rowling.

Positive: Without any doubt ! J. K. Rowling is my favorite.

Negative: No, I am not sure whether the she is J. K. Rowling.

Figure 1: The KDG models only produce a pedantic response, which lacks emotion and attraction compared with the responses with polite style, positive and negative sentiments.

Kim et al., 2020; Zhao et al., 2020b) pay more attention to the former and ignore the latter. Specifically, let’s claim our motivation: The previous KDG works mainly focus on selecting knowledge and expressing knowledge in response accurately. However, the excessive emphasis on knowledge makes the KDG models tend to mechanically copy large sections from the unstructured knowledge (e.g., Wikipedia). As a result, the responses from the KDG models reflect a “pedantic” style (i.e., use very technical terms and language), making the conversation less engaging and less natural.

In this paper, we are aiming to have the first attempt to incorporate stylized-text-generation into KDG to tackle the above challenge. As shown in Figure 1, the KDG model takes the context and related document as input and outputs a knowledgeable but pedantic response corresponding to the polite one, which makes people feel respected and comfortable. In the meanwhile, the polite, positive responses all show bright and lively styles which not only are able to condense the core meaning of the response, but also sound appealing to the users for more exposure and memorableness.

Specifically, we formulate a new problem: Styl-

* Corresponding author.

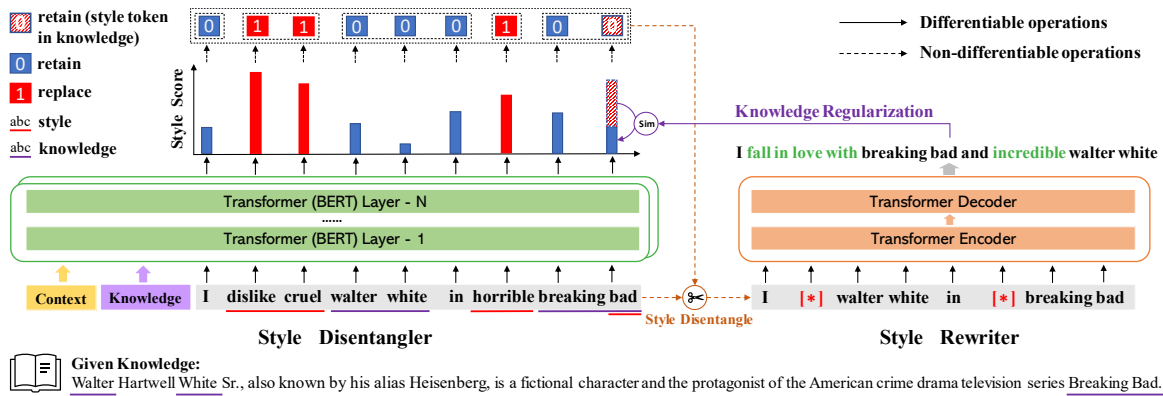


Figure 2: Overview of DTR. The sequential style disentangler can find out and replace the style-related tokens in generated response with [*] and produce a template. Then, the style rewriter transfers the template to a new response in the target style.

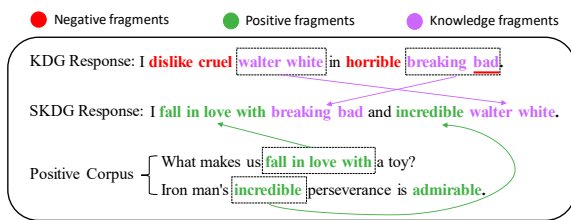


Figure 3: Our model combines the style-related fragments from the style corpus and the knowledge fragments from the KDG response to generate a response in a desired sentiment or style.

ized Knowledge-Grounded Dialogue Generation (SKDG). That is, the responses provided by a model should be coherent with the dialogue contexts and be consistent with the given knowledge and a designated style or sentiment. The challenges lie in two aspects: (1) As lacking stylized knowledge-grounded dialogue triples (i.e., <context, knowledge, stylized response>), we need to train the SKDG model jointly by both independent knowledge-grounded dialogues and monolingual corpus with a target style or sentiment. (2) In addition to being coherent with context and consistent with target style / sentiment, a good response from SKDG needs to ensure objective correctness in the knowledge section. Especially when the given knowledge contains style-related content, existing stylized dialogue generation (SDG) models (Zheng et al., 2020; Ze et al., 2020) may undermine the correctness of knowledge section. For example, in case of negative-to-positive sentiment transfer shown in Figure 3, the first two negative fragments of KDG response - “dislike cruel” and “horrible” should be modified to positive fragments, but the third “bad” should be retained to maintain the

original meaning of knowledge section.

Hence, our motivation is: on the one hand, bridging the separate knowledge-grounded response generation and stylized rewriting by sharing a disentangled template (addressing challenge (1)); on the other hand, enhancing the fidelity regarding to given knowledge by using a reinforcement learning approach (addressing challenge (2)).

To achieve this goal, we propose a new paradigm: Generate-Disentangle-Rewrite. Firstly, given a dialogue context and the associated external knowledge, a KDG model is adopted to generate a response. Then as shown in Figure 2 and 3, we leverage a sequential style disentangler to delete style-related fragments from the KDG response to form a style-agnostic template. Then the rewriter rewrites the entire template token-by-token, injecting style-related fragments in the process, to generate a vivid and informative response in the desired style. As there is no supervision on the style disentangler and the style rewriter, we propose a reinforcement learning-based method to train the style disentangling and style rewriting in an end-to-end manner using a style intensity reward and a semantic similarity reward. The huge joint action space of the two modules fragile the training, thus we propose a novel weakly supervised stylistic template disentangle method to initialize both the disentangler and the rewriter. As a result, our method successfully produces the knowledgeable response in the desired style without any paired training data.

We name our model **DTR** standing for “**D**isentangled **T**emplate **R**ewriting”. We demonstrate this approach using knowledge-grounded dialogues from Wizard of Wikipedia (Dinan et al., 2019) and Topical Chat (Gopalakrishnan et al.,

2019) with three sets of sentences with distinct sentiments (positive, negative) and styles (polite). Automatic and human evaluations show that our method significantly outperforms competitive baselines with a large margin in generating coherent and knowledgeable dialogue responses while rendering stronger stylistic features.

Our contributions are three-fold: (1) To the best of our knowledge, it is the first work on the generation of stylized knowledge-grounded responses without any labeled paired data for style-specific context-knowledge-response. (2) We proposed a stylized knowledge-grounded dialogue generation method via disentangled template rewriting. To optimize the model, we propose a reinforcement learning approach with a novel weakly supervised method to guide the learning of both disentangler and rewriter. (3) Extensive experiments on two benchmarks indicate that DTR significantly outperforms previous state-of-the-art SDG methods on all evaluation metrics. Besides, DTR achieves comparable performance with the state-of-the-art KDG methods in the standard KDG evaluation setting. Our source code will be released at <https://github.com/victorsung0/SKDG-DTR>.

2 Related Work

Knowledge-Grounded Dialogue Generation has attracted broad interest in recent years, where the knowledge could be obtained from documents (Dinan et al., 2019; Kim et al., 2020; Rashkin et al., 2021) and images (Shuster et al., 2018; Yang et al., 2020a; Liang et al., 2021). Our study considers document-grounded dialogue generation. With the rapid development of pre-training techniques, Zhao et al. (2020a) proposes pre-trained disentangled decoder, and Li et al. (2020) proves that the KDG models could achieve comparable performance with state-of-the-art supervised methods through an unsupervised learning method. Rather than testing new architectures on the benchmarks, our main contribution lies in the investigation of transferring the pedantic and factual knowledge-grounded responses into a desired style or sentiment, which roots in the requirement from practice.

Text Style and Sentiment Transfer was inspired by visual style transfer (Gatys et al., 2016; Zhu et al., 2017), and many methods have made remarkable work in text style transfer, which aims to alter the style attributes of text while preserving the content. A prevalent idea of style transfer

is to disentangle the content and style of text (Fu et al., 2018; Li et al., 2018; Jin et al., 2020; Wen et al., 2020; Zhu et al., 2021) or leverage the back-translation (Lample et al., 2019; Li et al., 2021). Stylized dialogue generation has attracted numerous attention in recent years (Niu and Bansal, 2018; Gao et al., 2019). Different from style transfer, stylized dialogue generation requires that the response is also coherent with its context.

Stylized Dialogue Generation refers to generate a dialogue response in the target style. Akama et al. (2017) first train a response generation model on a dialog corpus then use a style corpus to fine-tune the model. Yang et al. (2020b) builds a pre-trained language model and devise both a word-level loss and a sentence-level loss to fine-tune the pre-trained model towards the target style. Su et al. (2020a) proposes an information guided reinforcement learning strategy to better balance the trade-off between the stylistic expression and the content quality. Sun et al. (2021) blends textual and visual responses to make the dialogue style more attractive and vivid. Zheng et al. (2020) captures stylistic features embedded in unpaired texts, Su et al. (2020b) uses the pointwise mutual information (PMI) to determine stylistic word, Ze et al. (2020) adopts pre-trained models to tackle the open-domain stylized response generation.

We propose a novel disentangled template rewriting approach as the first attempt to study stylized knowledge-grounded dialogue generation without any supervised style-specific context-knowledge-response triples data.

3 Task Definition

For the SKDG task, our model is trained on a dialogue dataset $\mathcal{D}_c = \{(K_i, U_i, Y_i)\}_{i=1}^N$ and a style corpus $\mathcal{D}_s = \{T_i\}_{i=1}^M$, where $\forall (K_i, U_i, Y_i) \in \mathcal{D}_c$, U_i is a dialogue context, K_i a external document that contains relevant knowledge regarding to U_i and Y_i a response to U_i , and $\forall T_i \in \mathcal{D}_s$, T_i is a piece of text in the target style \mathcal{S} . We don't assume that there exists triples $\{(K, U, Y')\}$ with Y' expressed in the style or sentiment \mathcal{S} , e.g., $\mathcal{S} = \{“polite”, “positive”, “negative”\}$. Our goal is to learn a generation method $P(Y|K, U, \mathcal{S})$ with \mathcal{D}_c and \mathcal{D}_s , thus given a document K and a context U , one can generate a response Y following the desired style \mathcal{S} , where Y also coheres with context and preserves the knowledge.

4 Approach

Heading for learning an effective disentangled template rewriting model for SKDG task, we need to deal with several challenges: (1) how to distinguish the style-related fragments from a given sentence without any supervision;(2) how to retain the style-related fragments in knowledge section to defend the completeness;(3) how to rewrite the disentangled template holistically instead of inserting a few style words, thus to enhance fluency and diversity.

Our DTR model is made up of a knowledge-grounded response generator \mathcal{G}_G , a sequential style disentangler \mathcal{F} and a style rewriter \mathcal{G}_R . Given a dialogue context U and its associated knowledge K , we first use \mathcal{G}_G to generate a response \bar{Y} . Figure 2 illustrates the cooperation of \mathcal{F} and \mathcal{G}_R . The former reads \bar{Y} and disentangles the style-related content from \bar{Y} to form a style-agnostic template sequence \tilde{Y} , which is further provided as input to \mathcal{G}_R to generate the transferred response \hat{Y} in a target style. Since \tilde{Y} is discrete, the major hinder of learning \mathcal{F} lies in the gradient is not differentiable. To cope with the challenge, we exploit a reinforcement learning approach to optimize \mathcal{F} leveraging the signals from \mathcal{G}_R .

So why do we need a Disentangler + Rewriter architecture? The previous SDG methods fuse the knowledge and style into mixed representation and decode a response. Due to the difficulty of mixing knowledge and style implicitly under the unsupervised setting, it is possible to lose knowledge or style in the decoding stage. Motivated by this, we propose to decouple the response generation into two relatively independent processes: 1) knowledge fragments generation 2) style fragments generation. The knowledge fragments and style fragments are explicitly composited into the response in the final stage. Such a method ensure the knowledge is successfully presented in the final output. The disentangler plays a central role in decoupling and composition. In the following, we will elaborate details of each component.

4.1 Model Architecture

4.1.1 Knowledge-Grounded Response Generator

The generator \mathcal{G}_G is a sequence-to-sequence model based on the Transformer architecture (Vaswani et al., 2017), it consists of a 6-layers encoder and decoder with a hidden size of 768. Given a dialogue context $U = \{u_1, \dots, u_i, \dots, u_l\}$ with

u_i the i -th utterance, and a document $K = \{k_1, \dots, k_i, \dots, k_h\}$ with k_i the i -th sentence. We concatenate U and K as a long sentence as the input of the encoder, then the decoder generates a response \bar{Y} as output

$$\bar{Y} = \{w_1, \dots, w_i, \dots, w_m\} = \mathcal{G}_G(U, K) \quad (1)$$

4.1.2 Sequential Style Disentangler

To identify and disentangle the style-related fragments from \bar{Y} , we employ a sequence labeling module named Sequential Style Disentangler \mathcal{F} to model the probabilities $\{x_i\}_{i=1}^m$ of being style-related token at each position in \bar{Y} . The formulations are as follows:

$$P_{\mathcal{F}}(A|\bar{Y}, U, K) = \prod_{i=1}^m P(a_i|\bar{Y}, U, K) \quad (2)$$

$$P(a_i|\bar{Y}, U, K) = x_i = \text{sigmoid}(\mathbf{W}e_i) \quad (3)$$

$$\{e_1, \dots, e_m\} = \text{BERT}(\bar{Y}, U, K) \quad (4)$$

where $\mathbf{W} \in \mathbb{R}^{v \times 1}$ and $e_i \in \mathbb{R}^v$, v is representation dimension, $a_i \in \{\text{replace}, \text{retain}\}$, $A = \{a_i\}_{i=1}^m$. Then when generating \tilde{Y} if $x_i > \varepsilon$, a_i will be operation "replace" indicating w_i is a style token and needs to be replaced with a tag token [*], and viceversa for $x_i < \varepsilon$, a_i will be operation "retain" indicating w_i remains unchanged. Threshold ε is equal to top $P_r\%$ percentile of $\{x_i\}_{i=1}^m$, where P_r is a hyper parameter. Finally, we perform the the predicted sequence of operations on \bar{Y} to obtain style-agnostic template \tilde{Y} . As the style disentangler tags each word in a sentence, it captures the style fragments (e.g., words, phrases, sub-sequences, or even the whole sentence) rather than only style tokens. The learning detail is presented in Appendix A.1.

4.1.3 Style Rewriter

With \tilde{Y} as input, the style rewriter \mathcal{G}_R generates a new \hat{Y} word-by-word in the target style. \mathcal{G}_R has the same architecture as \mathcal{G}_G . The generation process of \mathcal{G}_R is formulated as:

$$P_R(\hat{Y}|\tilde{Y}) = \prod_{t=1}^h P_R(\hat{w}_t|\tilde{Y}) \quad (5)$$

where \hat{w}_t is the t -th token of \hat{Y} whose length is h .

4.2 Reinforcement Learning

Neither style disentangler nor style rewriter has supervision for training. Moreover, We need to ensure the correctness of \hat{Y} without any modifications of the original content in the knowledge

section of \bar{Y} . To cope with the challenges, we exploit REINFORCE (Sutton et al., 2000) to train \mathcal{F} and \mathcal{G}_R jointly with a total reward determined by the semantic similarity with the ground-truth response and the consistency with the desired style. Specifically, we maximize the expected reward as:

$$\mathcal{R}_{\mathcal{R}\mathcal{L}} = \mathbb{E}_{\hat{Y} \sim P_R(\hat{Y})} \mathbb{E}_{\tilde{Y} \sim P_{\mathcal{F}}(A)} [R(\tilde{Y}, Y)] \quad (6)$$

where $P_R(\hat{Y})$ and $P_{\mathcal{F}}(A)$ stand for $P_R(\hat{Y}|\bar{Y})$ and $P_{\mathcal{F}}(A|\bar{Y}, U, K)$ respectively, $R(\tilde{Y}, Y) = \text{Sim}(\tilde{Y}, Y) + \text{Cls}(\tilde{Y})$, $\text{Sim}(\cdot)$ is embedding cosine similarity which supervises the knowledge regularization, $\text{Cls}(\cdot)$ is the style intensity predicted by a classifier. We subtract the mean value of rewards R in a batch to reduce the variance of gradient estimation (Clark and Manning, 2016). In order to avoid the destroying issue of RL, we fix the parameters of \mathcal{G}_R , then only optimize the \mathcal{F} .

4.3 Weakly Supervised Learning

Since the style disentangler and style rewriter need to be carefully synchronized, ideally we hope they can benefit each other in learning. However, in the early stage as the parameters of \mathcal{F} and \mathcal{G}_R are far from optimal. It is possible that, on the one hand, the templates that are not decoupled successfully hinder \mathcal{G}_R learning from rewriting style fragments accurately. On the other hand, noise signals from rewards computed with the low-quality responses generated by \mathcal{G}_R flow to the learning of \mathcal{F} , resulting in inferior \mathcal{F} . To alleviate error accumulation in joint training, we propose a novel weakly supervised stylistic template disentangle method to assist the learning of \mathcal{F} and \mathcal{G}_R .

4.3.1 Weakly Supervised Disentangler

Intuitively, style fragments dominate the distribution of style corpus \mathcal{D}_s compared with content fragments, thus the style fragments are easier to be reconstructed than content fragments by the denoising autoencoder trained on \mathcal{D}_s . As shown in Figure 4, a denoising reconstruction model \mathcal{G}_D reconstructs the style word “good” successfully but fail to do that for content word “pizza” in the same response from \mathcal{D}_c . Particularly, we randomly divide \mathcal{D}_s into two halves with equal probability: \mathcal{D}_s^1 and \mathcal{D}_s^2 , then \mathcal{D}_s^1 is used to train the denoising reconstruction model \mathcal{G}_D . The reconstruction objective \mathcal{L}_S is formulated as:

$$\mathcal{L}_S = \mathbb{E}_{T \sim \mathcal{D}_s^1} [-\log p(T|\tilde{T})] \quad (7)$$

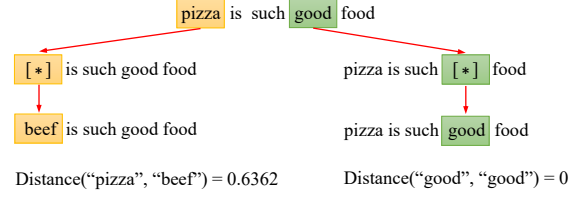


Figure 4: The positive sentiment word “good” is easier to be reconstructed than the knowledge word “pizza” in the sentence, where the wrong prediction “beef” would hurt the knowledge preservation and confuse the dialogue theme.

where \tilde{T} is the corrupted version of T by randomly mask 15% tokens.

Then for each sentence $T = \{t_i\}_{i=1}^m$ (with t_i the i -th token in T) in \mathcal{D}_s^2 , we sequentially mask one token each time to construct its denoising versions $\{\tilde{T}_i\}_{i=1}^m$, then $\{\tilde{T}_i\}_{i=1}^m$ are inferred by \mathcal{G}_D to reconstruct $\{\hat{T}_i\}_{i=1}^m$. We acquire a distance sequence $\mathbf{d} = \{d_i\}_{i=1}^m = \{\text{Dis}(t_i, \hat{t}_i)\}_{i=1}^m$ where $\text{Dis}(\cdot, \cdot)$ denotes a distance function. Based on above intuition, lower d_i means t_i is more preferable as a style-related token, thus for t_i and t_j , if $d_i < d_j$, we define the label $y = 1$, and viceversa for $d_i > d_j$, $y = -1$. We aggregate all $\langle t_i, t_j, y \rangle$ triples to construct \mathcal{D}_{s_t} to optimize the style disentangler via the pairwise ranking loss:

$$\mathcal{L}_{\mathcal{P}}(t_i, t_j, y) = \max(0, -y * (t_i - t_j) + \mu) \quad (8)$$

where μ is a hyper parameter. The action space of token-level pairwise ranking is large, so for each sentence in \mathcal{D}_{s_t} , we randomly sample Z non-repetitive $\langle x_i, x_j, y \rangle$ triples to optimize $\mathcal{L}_{\mathcal{P}}$, where Z is a hyper parameter. The style tokens in various style corpus found by the style disentangler is presented in Appendix B.6.

4.3.2 Weakly Supervised Rewriter

The training data for the rewriter are also constructed by an unsupervised method: Optimized style disentangler \mathcal{F} (Eq.8) infers the style corpus $\mathcal{D}_s = \{T_i\}_{i=1}^M$ and generates a disentangled template set $\tilde{\mathcal{D}}_s = \{\tilde{T}_i\}_{i=1}^M$. Then the rewriter takes paired $\langle \tilde{T}, T \rangle$ as input and output respectively. Since \tilde{T} is style-agnostic, the rewriter would focus on transferring a factual sentence to a desired sentence with target style. The loss function for the rewriter \mathcal{G}_R is:

$$\mathcal{L}_R = -\frac{1}{M} \sum_{l=1}^M \left(\prod_{i=1}^{|T_l|} p(t_{l,i} | t_{l,1}, \dots, t_{l,i-1}; \tilde{T}_l) \right) \quad (9)$$

where $t_{l,i}$ is the i -th token in l -th sentence. Specifically, the rewriter \mathcal{G}_R has a same architecture as \mathcal{G}_G .

Algorithm 1 Optimization Algorithm.

- 1: **Input:** Datasets $\mathcal{D}_c, \mathcal{D}_s$; Models $\mathcal{G}_G, \mathcal{F}, \mathcal{G}_R$.
 - 2: Optimize \mathcal{G}_G using \mathcal{D}_c .
 - 3: Construct $\mathcal{D}_{s,t}$.
 - 4: Optimize \mathcal{F} using $\mathcal{D}_{s,t}$ (Eq.8).
 - 5: Construct $\tilde{\mathcal{D}}_s$ using \mathcal{F} .
 - 6: Optimize \mathcal{G}_R using \mathcal{D}_s and $\tilde{\mathcal{D}}_s$ (Eq.9).
 - 7: Further Optimize \mathcal{F} using \mathcal{D}_{conv} (Eq.6).
 - 8: **return** $\mathcal{G}_G, \mathcal{F}, \mathcal{G}_R$.
-

5 Experiments

We conduct experiments on Wizard of Wikipedia (Wizard) and Topical Chat with positive and negative sentiments, and polite style.

5.1 Datasets

KDG Corpus Wizard consists of 1365 topics, and each conversation happens between a wizard who has access to Wikipedia paragraphs and an apprentice who talks to the wizard. Topical Chat utilizes wiki articles, Washington Post, and Reddit fun facts as the knowledge source. The participants play symmetric and asymmetric roles according to the knowledge. Wizard and Topical Chat are split as training, valid and test set respectively. We compare our method with baselines on Wizard Test Seen and Topical Chat Test Freq. More details are described in Appendix B.1.

Style Corpus We use Amazon dataset published in Juncen et al. (2018) and Politeness published in Madaan et al. (2020) for style transfer. Amazon consists of product reviews from Amazon for flipping sentiment, and it contains 27800 positive sentences and 27700 negative sentences. For Politeness, We use the P9-bucket as the polite dataset, which consists of 27000 polite sentences.

5.2 Evaluation Metrics

Following Zheng et al. (2020) and Ze et al. (2020), we use automatic metrics to measure DTR on three aspects: **Style Intensity**, **Relevance**, and **Diversity**. For style intensity, we use the GPT-2 classifier prediction mentioned in section 5.3. Relevance is measured with **F1**, **BLEU** (Papineni et al., 2002) and **Rouge** (Lin, 2004). We use **Distinct** (Li et al., 2016) to measure Diversity of different models.

To measure the diversity between different styles, we propose **inner Distinct**: given a context and knowledge, we calculate distinct in three generated responses with three styles.

For human evaluation, we randomly sample 500 examples from test set, and recruit 3 well-educated annotators. To each annotator, two responses from different models are presented, which are randomly shuffled to hide their sources. The annotators then judge which response is better from four aspects: (1) **Style Consistency**: which response exhibits the desired style more (2) **Knowledge Preservation**: which response is more relevant to the knowledgeable document (3) **Context Coherence**: which response is more coherent with the dialogue context (4) **Fluency**: which response is more fluent and free from any grammar errors.

5.3 Implementation Details

We use pre-trained MASS (Song et al., 2019) to initialize \mathcal{G}_G and \mathcal{G}_R . We adopt Adam optimizer as an initial learning rate of 5×10^{-4} , and the batch size is 4096 tokens for a NVIDIA 1080 Ti GPU. Since all the baselines don't have a knowledge selection module, we chose the ground-truth knowledge as input for Wizard and the top-1 knowledge sentence according to the BLEU-1 with the corresponding response as input for Topical Chat. We use beam search(size=5) to decode the response. We initialize \mathcal{F} with pre-trained BERT, the replace rate P_r is 25, Z in section 4.2 is 10. We use Glove (Jeffrey et al., 2014) 100d embedding and cosine similarity as $\text{Dis}(\cdot, \cdot)$ to calculate distance d . μ in Eq.8 is 0.2. To get the style intensity reward, we follow Ze et al. (2020) and train binary GPT-2 (Radford et al., 2019) classifiers. Early stopping on validation is adopted as a regularization strategy. All the above hyperparameters are determined by grid search.

5.4 Baselines

The following models are selected as baselines:

- **StyleFusion** (Gao et al., 2019) bridges conversation modeling and nonparallel style transfer by sharing a latent space. We use the code <https://github.com/golsun/StyleFusion>.
- **StylisticDLV** (Zhu et al., 2021) disentangles the content and style in latent space by diluting information in style representations. We use the code <https://github.com/golsun/StyleFusion>.

Style	Models	Wizard of Wikipedia										Topical Chat									
		Style Intensity	Relevance				Diversity				Average Length	Style Intensity	Relevance				Diversity				Average Length
			F1	B-1	B-2	R	D-1	D-2	iD-1	iD-2			F1	B-1	B-2	R	D-1	D-2	iD-1	iD-2	
Positive	StyleFusion	0.275	11.8	12.3	6.5	10.1	3.3	8.7	54.1	67.3	11.2	0.263	12.6	12.9	6.8	11.2	0.8	2.6	42.1	60.7	9.7
	StylisticDLV	0.336	10.6	11.5	6.1	9.3	3.9	9.2	56.7	69.5	10.6	0.381	12.2	12.5	6.7	10.6	1.3	3.3	44.7	63.2	10.3
	StylizedDU	0.342	15.7	17.4	9.6	18.5	14.1	34.8	50.3	65.5	14.5	0.417	16.2	15.8	10.1	15.4	3.6	10.5	46.2	65.8	12.8
	StyleDGPT	0.354	21.7	24.3	17.1	24.8	12.5	33.2	61.4	73.2	10.8	0.392	20.4	18.6	14.6	18.7	2.8	7.8	58.6	74.9	11.3
	DTR	0.338	31.3	32.6	20.7	32.6	12.9	35.5	59.6	76.9	20.3	0.448	26.4	30.2	18.9	26.0	3.9	11.8	63.8	76.0	19.5
Negative	StyleFusion	0.327	12.5	11.7	7.4	9.6	3.1	8.8	53.5	70.3	10.4	0.293	10.8	11.4	6.5	10.6	1.0	2.4	55.7	63.5	10.9
	StylisticDLV	0.665	11.8	11.1	6.9	9.0	3.4	9.1	54.7	70.8	11.3	0.655	10.4	11.2	6.1	10.5	1.2	2.7	58.0	64.9	11.2
	StylizedDU	0.640	16.1	16.7	9.4	15.9	13.6	31.3	56.1	69.6	13.8	0.642	15.7	15.5	11.3	15.8	3.2	8.4	58.0	65.4	12.5
	StyleDGPT	0.713	22.5	24.9	17.5	25.0	11.8	32.0	62.9	74.2	12.4	0.686	21.3	22.1	16.5	19.2	2.3	6.6	64.6	70.1	10.7
	DTR	0.783	32.0	31.1	20.6	31.8	14.3	34.5	66.4	78.7	18.7	0.715	27.9	31.2	19.7	26.5	4.5	12.8	67.2	75.3	21.2
Polite	StyleFusion	0.211	11.3	11.6	6.8	10.7	1.9	5.5	45.0	53.4	12.6	0.243	12.5	12.8	7.3	12.2	0.8	2.3	40.4	57.1	10.4
	StylisticDLV	0.264	10.7	10.8	6.2	10.1	2.1	6.0	47.3	55.9	12.1	0.375	13.0	13.4	7.5	12.6	0.9	2.8	43.6	59.3	9.8
	StylizedDU	0.270	14.9	16.2	10.2	17.4	11.5	35.1	43.3	63.2	14.7	0.382	16.4	15.3	10.9	14.7	3.8	12.4	42.8	60.9	13.9
	StyleDGPT	0.262	24.8	22.2	15.7	23.8	12.2	33.1	51.9	65.7	13.3	0.316	20.8	19.4	15.3	20.8	3.0	9.2	45.7	58.3	12.8
	DTR	0.287	30.6	29.3	20.5	31.6	12.8	37.4	55.4	68.1	20.3	0.403	27.6	30.5	19.8	29.1	4.2	14.6	47.2	62.5	20.5

Table 1: Automatic evaluation results. Numbers in bold mean that the improvement to the best baseline is statistically significant (t-test with p -value < 0.01).

Manual evaluation results												Attractiveness evaluation results								
Style	Models	Style Consistency		Knowledge Preservation			Context Coherence			Fluency			Kappa	Style	Models	Attractiveness			Kappa	
		W(%)	L(%)	T(%)	W(%)	L(%)	T(%)	W(%)	L(%)	T(%)	W(%)	L(%)				T(%)	W(%)	L(%)		T(%)
Wizard of Wikipedia																				
Positive	DTR vs. StyleDGPT	56.8	22.2	21.0	58.0	22.8	19.2	52.4	19.5	28.1	54.9	22.3	22.8	0.67	Positive	DTR vs. DTR-s	60.4	18.1	21.5	0.68
Negative	DTR vs. StyleDGPT	54.8	18.4	26.8	58.2	17.9	23.9	55.0	19.6	25.4	51.0	28.6	20.4	0.65	Negative	DTR vs. DTR-s	13.7	58.3	28.0	0.65
Polite	DTR vs. StyleDGPT	58.0	21.6	20.4	60.2	21.1	18.7	56.7	20.7	22.6	50.5	29.2	20.3	0.68	Polite	DTR vs. DTR-s	56.2	12.3	31.5	0.64
Topical Chat																				
Positive	DTR vs. StyleDGPT	48.2	23.3	28.5	57.3	20.5	22.2	48.8	24.0	27.2	53.6	23.9	22.5	0.65	Positive	DTR vs. DTR-s	54.6	23.1	22.3	0.65
Negative	DTR vs. StyleDGPT	56.7	21.6	21.7	51.6	27.4	21.0	54.0	22.6	23.4	52.6	22.9	24.5	0.64	Negative	DTR vs. DTR-s	26.4	54.5	19.1	0.65
Polite	DTR vs. StyleDGPT	49.8	19.3	30.9	46.5	28.1	25.4	45.6	27.3	27.1	53.5	21.1	25.4	0.65	Polite	DTR vs. DTR-s	49.6	21.7	28.7	0.67

Table 2: Manual evaluation results. W, L, and T refer to Win, Lose, and Tie. All of the Kappa scores are greater than 0.6, which indicates the good agreement among the annotators. Other models are shown in Appendix B.4.

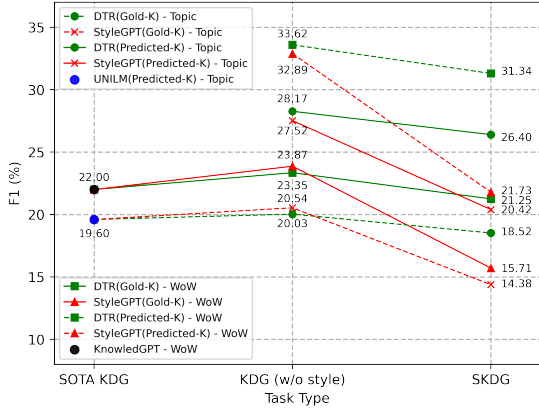


Figure 5: F1 of DTR and StyleDGPT (positive), and SOTA KDG models in different evaluation settings.

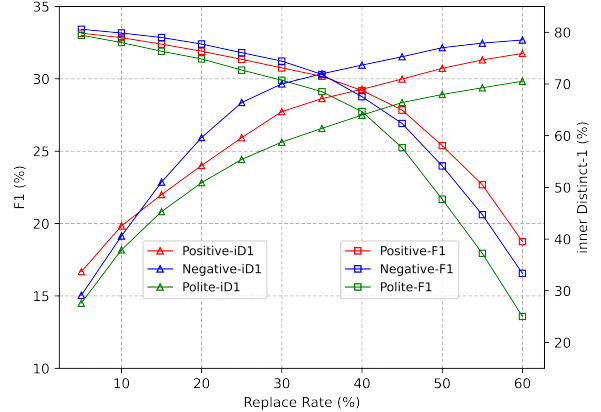


Figure 6: F1 and inner Distinct with different replace rate on three different styles in Wizard Test set.

- **StylizedDU** (Zheng et al., 2020) leverages back-translation technique to generate pseudo stylized context-response pairs. We use the code https://github.com/silverriver/Stylized_Dialog.
- **StyleDGPT** (Ze et al., 2020) exploits the pre-trained language models on the

stylized response generation task. We use the code <https://github.com/TobeyYang/StyleDGPT>.

All the baselines are jointly learned with datasets \mathcal{D}_c and \mathcal{D}_s , and take the concatenation of knowledge and context as input.

Models	Wizard of Wikipedia								Topical Chat									
	Style Intensity	Relevance				Diversity				Style Intensity	Relevance				Diversity			
		F1	B-1	B-2	R	D-1	D-2	iD-1	iD-2		F1	B-1	B-2	R	D-1	D-2	iD-1	iD-2
DTR	0.338	31.3	32.6	20.7	32.6	12.9	35.5	59.6	76.9	0.448	26.4	30.2	18.9	26.0	3.9	11.8	63.8	76.0
w/o \mathcal{F} WSL	0.186	23.4	21.2	13.5	21.6	15.1	38.4	67.3	80.4	0.287	15.5	17.9	11.6	16.3	4.8	14.9	69.1	81.3
w/o \mathcal{F} (TFIDF)	0.244	28.7	28.5	19.0	29.6	13.5	36.6	61.5	78.6	0.369	22.7	26.2	16.0	21.5	4.3	12.3	65.5	76.4
w/o \mathcal{F} (Classification)	0.256	31.7	30.2	20.9	31.5	13.1	35.3	58.6	76.2	0.375	23.3	26.7	16.5	22.6	3.8	12.1	64.7	75.0
w/o Rewards	0.307	31.4	28.9	20.2	29.6	12.7	35.1	58.1	76.4	0.424	25.1	29.0	18.3	24.3	4.2	11.9	63.7	74.2
w/o Cls	0.297	32.0	31.5	20.8	30.2	12.0	34.7	56.3	74.3	0.396	24.4	30.7	19.1	26.2	3.9	11.4	63.1	74.5
w/o Sim	0.340	30.4	28.6	20.2	29.4	12.3	36.5	61.0	78.3	0.452	26.8	28.8	17.9	24.3	4.3	12.1	64.8	75.6

Table 3: Ablation evaluation results of positive sentiment. Other styles are shown in Appendix B.3.

5.5 Evaluation Results

As shown in Table 1, our DTR model achieves competitive performance in style transfer and significantly outperforms the baselines in all the relevance metrics. This indicates that DTR can produce high-quality responses which are coherent to the context, related to the knowledge, and consistent with the target style simultaneously. We also observe that all SDG methods frequently lost the knowledge part (Appendix B.2). DTR significantly outperforms StyleDGPT on relevance, indicating that leveraging the style intensity score to optimize the decoupling of the template is superior to directly optimizing response generation (degrading language modeling). We observe the core component back-translation in StylizedDU fails to infer pseudo-knowledge from a response (generally, the knowledge carries much more information than the response). Table 2 reports the results of human evaluation, DTR significantly outperforms StyleDGPT on all aspects. DTR is also superior to all the baselines as the **Case Study** section in Appendix B.2.

5.6 Ablation Study

Firstly, to verify the contributions of the proposed disentangler and weakly supervised learning method, we consider the following variants: (1) **w/o \mathcal{F} WSL**: training DTR without the **Weakly Supervised Learning** of \mathcal{F} in section 4.3.1. (2) **w/o \mathcal{F} (Classification)**: replace the pairwise ranking loss in \mathcal{F} with a binary classification loss. We define those tokens with $d = 0$ (in section 4.3.1) as style words (label=1), otherwise non-style words (label=0). (3) **w/o \mathcal{F} (TFIDF)**: replace \mathcal{F} with a TFIDF-based rule (replace the fragments as [*] in a sentence with the lowest $P_r\%$ TFIDF scores except stop words). Table 7 shows the results of the three variants. We can conclude that (1) the weakly supervised learning of \mathcal{F} is crucial to training DTR, since the variant with a simple TFIDF significantly outperforms the one without any initialization; and

(2) the ranking loss in \mathcal{F} plays a key role in the success of style transfer, there is a dramatic drop on the style intensity of **w/o \mathcal{F} (Classification)**. According to our observation, it is overfitting on the style corpus, leading to a low success rate.

Secondly, to investigate the RL rewards in Eq.(6), we consider the following variants: (1) **w/o Rewards**: remove the similarity and style intensity reward. (2) **w/o Sim**: remove the similarity reward. (3) **w/o Cls**: remove the style intensity reward. As shown in Table 7, removal any of the two rewards will cause performance drop, indicating that style intensity and similarity reward can enhance DTR. We also add **Sim** to StylizedDU, the improvement is +2.1 on F1, thus it’s hard for **Sim** to bridge the huge gap. Negative and Polite are similar, these results are presented in Appendix B.3.

5.7 Discussions

Impact of stylized knowledge-grounded generation. We annotate the “Attractiveness” (the annotators are given two different responses with the same context and knowledge from two different models, and they should determine which response is more attractive and engaging in a holistic way) of DTR and DTR-s (without style transfer) following the same process in 5.2. Table 2 reports the evaluation results. We can see that introducing a positive sentiment or a polite style would enhance the engagement of the KDG model while establishing a negative sentiment harm the attractiveness.

Impact of style transfer on the conversational ability of SDG models. We are curious about to what extent the conversational ability of SDG models will be damaged after style transfer. We examine DTR and StyleDGPT in two settings: (1) Gold-K: the given knowledge is the ground-truth (2) Predicted-K: the given knowledge is selected from a knowledge selection model (Xueliang et al., 2020). As shown in Figure 5, after style transfer on Wizard, the F1 of DTR drops 2.28 and 2.1 in Gold-

K and Predicted-K, while the F1 of StyleDGPT drops 11.16 and 8.16 respectively. On Topical Chat, the F1 of DTR drops 1.77 and 1.51 in Gold-K and Predicted-K, while the F1 of StyleDGPT drops 7.1 and 6.16 respectively. Compared with StyleDGPT, DTR dramatically reduces the damage to the conversational ability while achieving a high success rate of style transfer. Thanks to the superior style transferring mechanism, our DTR achieves comparable performance with the state-of-the-art KDG models {KnowledGPT(Xueliang et al., 2020) on Wizard, UNILM(Li et al., 2020) on Topical Chat} in the standard KDG evaluation setting even after style transfer. The results of Negative and Polite are similar and presented in Appendix B.7. **Impact of the replace rate P_r .** As shown in Figure 6, $P_r = 25$ achieves the best balance between relevance and diversity. A smaller P_r would remain a large number of original style fragments in the template, leading to tiny differences between different styles. On the contrary, a larger P_r would delete those content fragments, which are harder to restore by rewriter, but the responses from different styles will be more diverse. Topical Chat follows the same regularity as shown in Appendix B.5.

6 Conclusion

We explore stylized knowledge-grounded dialogue generation by proposing bridging the knowledge-grounded response generation with the stylized rewriting via sharing a disentangled template. Evaluation results on benchmarks of the task indicate that our model can achieve state-of-the-art performance and exhibits a superior generation ability over different knowledge domains and styles.

Acknowledgement

We thank anonymous reviewers for their insightful suggestions to improve this paper.

References

Reina Akama, Kazuaki Inada, Naoya Inoue, Sosuke Kobayashi, and Kentaro Inui. 2017. [Generating stylistically consistent dialog responses with transfer learning](#). In *Proceedings of the Eighth International Joint Conference on Natural Language Processing (Volume 2: Short Papers)*, pages 408–412, Taipei, Taiwan. Asian Federation of Natural Language Processing.

Kevin Clark and Christopher D. Manning. 2016. [Deep reinforcement learning for mention-ranking coreference models](#). In *Proceedings of the 2016 Conference*

on Empirical Methods in Natural Language Processing, pages 2256–2262, Austin, Texas. Association for Computational Linguistics.

- Emily Dinan, Stephen Roller, Kurt Shuster, Angela Fan, Michael Auli, and Jason Weston. 2019. [Wizard of wikipedia: Knowledge-powered conversational agents](#). In *Proceedings of the 24th International Conference on Machine Learning*, pages 42–55.
- Zhenxin Fu, Xiaoye Tan, Nanyun Peng, Dongyan Zhao, and Rui Yan. 2018. [Style transfer in text: Exploration and evaluation](#). In *AAAI Conference on Artificial Intelligence*.
- Xiang Gao, Yizhe Zhang, Sungjin Lee, Michel Galley, Chris Brockett, Jianfeng Gao, and Bill Dolan. 2019. [Structuring latent spaces for stylized response generation](#). *EMNLP 2019*.
- Leon Gatys, Alexander Ecker, and Matthias Bethge. 2016. [Image style transfer using convolutional neural networks](#). In *CVPR*, pages 2414–2423.
- Karthik Gopalakrishnan, Behnam Hedayatnia, Qinqiang Chen, Anna Gottardi, Sanjeev Kwatra, Anu Venkatesh, Raefer Gabriel, and Dilek Hakkani-Tür. 2019. [Topical-Chat: Towards Knowledge-Grounded Open-Domain Conversations](#). In *Proc. Interspeech 2019*, pages 1891–1895.
- Pennington Jeffrey, Socher Richard, and Manning Christopher D. 2014. [Glove: Global vectors for word representation](#). In *Empirical Methods in Natural Language Processing (EMNLP)*, pages 1532–1543.
- Di Jin, Zhijing Jin, Joey Tianyi Zhou, Lisa Orlin, and Peter Szolovits. 2020. [Hooks in the headline: Learning to generate headlines with controlled styles](#). In *Proceedings of the 58th Annual Meeting of the Association for Computational Linguistics*, pages 5082–5093, Online. Association for Computational Linguistics.
- Li Juncen, Jia Robin, He He, and Liang Percy. 2018. [Delete, retrieve, generate: a simple approach to sentiment and style transfer](#). In *NAACL-HLT*, pages 1865–1874.
- Byeongchang Kim, Jaewoo Ahn, and Gunhee Kim. 2020. [Sequential latent knowledge selection for knowledge-grounded dialogue](#). *arXiv preprint arXiv:2002.07510*.
- Guillaume Lample, Sandeep Subramanian, Michael Eric Smith, Ludovic Denoyer, Marc’Aurelio Ranzato, and Y-Lan Boureau. 2019. [Multiple-attribute text rewriting](#). *ICLR*.
- Jinpeng Li, Yingce Xia, Rui Yan, Hongda Sun, Dongyan Zhao, and Tie-Yan Liu. 2021. [Stylized dialogue generation with multi-pass dual learning](#). *Advances in Neural Information Processing Systems*, 34.

- Jiwei Li, Michel Galley, Chris Brockett, Jianfeng Gao, and Bill Dolan. 2016. [A diversity-promoting objective function for neural conversation models](#). In *Proceedings of the 2016 Conference of the North American Chapter of the Association for Computational Linguistics: Human Language Technologies*, pages 110–119, San Diego, California. Association for Computational Linguistics.
- Juncen Li, Robin Jia, He He, and Percy Liang. 2018. [Delete, retrieve, generate: a simple approach to sentiment and style transfer](#). In *Proceedings of the 2018 Conference of the North American Chapter of the Association for Computational Linguistics: Human Language Technologies, Volume 1 (Long Papers)*, pages 1865–1874, New Orleans, Louisiana. Association for Computational Linguistics.
- Linxiao Li, Can Xu, Wei Wu, Yufan Zhao, Xueliang Zhao, and Chongyang Tao. 2020. Zero-resource knowledge-grounded dialogue generation. *arXiv preprint arXiv:2008.12918*.
- Zujie Liang, Huang Hu, Can Xu, Chongyang Tao, Xiubo Geng, Yining Chen, Fan Liang, and Daxin Jiang. 2021. Maria: A visual experience powered conversational agent. *arXiv preprint arXiv:2105.13073*.
- Chin-Yew Lin. 2004. [ROUGE: A package for automatic evaluation of summaries](#). In *Text Summarization Branches Out*, pages 74–81, Barcelona, Spain. Association for Computational Linguistics.
- Aman Madaan, Amrith Setlur, Tanmay Parekh, Barnabas Póczos, Graham Neubig, Yiming Yang, Ruslan Salakhutdinov, Alan W Black, and Shrimai Prabhu-moye. 2020. Topological sort for sentence ordering. In *Proceedings of the 58th Annual Meeting of the Association for Computational Linguistics*. Association for Computational Linguistics.
- Tong Niu and Mohit Bansal. 2018. Polite dialogue generation without parallel data. *Transactions of the Association for Computational Linguistics*, 6:373–389.
- Kishore Papineni, Salim Roukos, Todd Ward, and Wei-Jing Zhu. 2002. [Bleu: a method for automatic evaluation of machine translation](#). In *Proceedings of the 40th Annual Meeting of the Association for Computational Linguistics*, pages 311–318, Philadelphia, Pennsylvania, USA. Association for Computational Linguistics.
- Alec Radford, Jeff Wu, Rewon Child, David Luan, Dario Amodei, and Ilya Sutskever. 2019. Language models are unsupervised multitask learners. pages 704–718, Online. Association for Computational Linguistics.
- Hannah Rashkin, Eric Michael Smith, Margaret Li, and Y-Lan Boureau. 2018. Towards empathetic open-domain conversation models: A new benchmark and dataset. *arXiv preprint arXiv:1811.00207*.
- Kurt Shuster, Samuel Humeau, Antoine Bordes, and Jason Weston. 2018. Image chat: Engaging grounded conversations. *arXiv preprint arXiv:1811.00945*.
- Eric Michael Smith, Diana Gonzalez-Rico, Emily Dinan, and Y-Lan Boureau. 2020. Controlling style in generated dialogue. *arXiv preprint arXiv:2009.10855*.
- Kaitao Song, Xu Tan, Tao Qin, Jianfeng Lu, and Tie-Yan Liu. 2019. Mass: Masked sequence to sequence pre-training for language generation. In *International Conference on Machine Learning*, pages 5926–5936.
- Yixuan Su, Deng Cai, Yan Wang, Simon Baker, Anna Korhonen, Nigel Collier, and Xiaojiang Liu. 2020a. [Stylistic dialogue generation via information-guided reinforcement learning strategy](#).
- Yixuan Su, Yan Wang, Simon Baker, Deng Cai, Xiaojiang Liu, Anna Korhonen, and Nigel Collier. 2020b. [Prototype-to-style: Dialogue generation with style-aware editing on retrieval memory](#).
- Qingfeng Sun, Yujing Wang, Can Xu, Kai Zheng, Yaming Yang, Huang Hu, Fei Xu, Jessica Zhang, Xiubo Geng, and Daxin Jiang. 2021. [Multimodal dialogue response generation](#).
- Richard S Sutton, David A McAllester, and Mansour Singh, Satinder P isand Yishay. 2000. Policy gradient methods for reinforcement learning with function approximation. In *Advances in neural information processing systems*, page 1057–1063.
- Ashish Vaswani, Noam Shazeer, Niki Parmar, Jakob Uszkoreit, Llion Jones, Aidan N Gomez, Łukasz Kaiser, and Illia Polosukhin. 2017. [Attention is all you need](#). In *Advances in neural information processing systems*, pages 5998–6008.
- Zhiyuan Wen, Jiannong Cao, Ruosong Yang, and Senzhang Wang. 2020. [Decode with template: Content preserving sentiment transfer](#). In *Proceedings of the 12th Language Resources and Evaluation Conference*, pages 4671–4679, Marseille, France. European Language Resources Association.
- Zhao Xueliang, Wu Wei, Xu Can, Tao Chongyang, Zhao Dongyan, and Yan Rui. 2020. Knowledge-grounded dialogue generation with pre-trained language models. In *EMNLP*.
- Ze Yang, Wei Wu, Huang Hu, Can Xu, and Zhoujun Li. 2020a. Open domain dialogue generation with latent images. *arXiv preprint arXiv:2004.01981*.

- Ze Yang, Wei Wu, Can Xu, Xinnian Liang, Jiaqi Bai, Liran Wang, Wei Wang, and Zhoujun Li. 2020b. [StyleDGPT: Stylized response generation with pre-trained language models](#). In *Findings of the Association for Computational Linguistics: EMNLP 2020*, pages 1548–1559, Online. Association for Computational Linguistics.
- Yang Ze, Wu Wei, Xu Can, Liang Xinnian, Bai Jiaqi, Wang Liran, Wang Wei, and Li Zhoujun. 2020. [Styledgpt: Stylized response generation with pre-trained language models](#).
- Xueliang Zhao, Wei Wu, Chongyang Tao, Can Xu, Dongyan Zhao, and Rui Yan. 2020a. Low-resource knowledge-grounded dialogue generation. In *Eighth International Conference on Learning Representations (ICLR)*.
- Xueliang Zhao, Wei Wu, Can Xu, Chongyang Tao, Dongyan Zhao, and Rui Yan. 2020b. Knowledge-grounded dialogue generation with pre-trained language models. *arXiv preprint arXiv:2010.08824*.
- Yinhe Zheng, Zikai Chen, Rongsheng Zhang, Shilei Huang, Xiaoxi Mao, and Minlie Huang. 2020. Stylized dialogue response generation using stylized unpaired texts. *arXiv preprint arXiv:2009.12719*.
- Li Zhou, Jianfeng Gao, Di Li, and Heung-Yeung Shum. 2020. The design and implementation of xiaoice, an empathetic social chatbot. *Computational Linguistics*, 46(1):53–93.
- Jun-Yan Zhu, Taesung Park, Phillip Isola, and Alexei A Efros. 2017. Unpaired image-to-image translation using cycle-consistent adversarial networks. In *Computer Vision (ICCV), 2017 IEEE International Conference on*.
- Qingfu Zhu, Wei-Nan Zhang, Ting Liu, and William Yang Wang. 2021. [Neural stylistic response generation with disentangled latent variables](#). In *Proceedings of the 59th Annual Meeting of the Association for Computational Linguistics and the 11th International Joint Conference on Natural Language Processing (Volume 1: Long Papers)*, pages 4391–4401, Online. Association for Computational Linguistics.

A Method Detail

A.1 Disentangler BERT Learning Detail

We initialize \mathcal{F} with two pre-trained BERT. In the unsupervised initialization stage we only train the BERT $^\alpha$, then in the reinforcement learning stage, we fix the parameters of BERT $^\alpha$ and loosen BERT $^\beta$.

$$P_{\mathcal{F}}(A|\bar{Y}, U, K) = \prod_{i=1}^m P(a_i|\bar{Y}, U, K) \quad (10)$$

$$P(a_i|\bar{Y}, U, K) = x_i = x_i^\alpha + x_i^\beta \quad (11)$$

$$x_i^\alpha = \text{sigmoid}(\mathbf{W}^\alpha e_i^\alpha) \quad (12)$$

$$x_i^\beta = \text{sigmoid}(\mathbf{W}^\beta e_i^\beta) \quad (13)$$

$$\{e_1^\alpha, \dots, e_m^\alpha\} = \text{BERT}^\alpha(\bar{Y}) \quad (14)$$

$$\{e_1^\beta, \dots, e_m^\beta\} = \text{BERT}^\beta(\bar{Y}, U, K) \quad (15)$$

B Experiments

B.1 Datasets

Table 4 reports the statistics of the Wizard of Wikipedia dataset and the Topical Chat dataset.

B.2 Case Study

Table 5 and Table 6 presents some examples from Wizard of Wikipedia and Topical Chat respectively. In each case, we show the dialogue context, the knowledge (ground-truth), the human response, and responses from different models with each style. We can see that responses from DTR and StyleDGPT are well grounded by the provided knowledge and have obvious style, while responses from StyleFusion and StylizedDU in general lack of both informative content and desired style. Compared with StyleDGPT, DTR is better at leveraging target style in the test phase and replies with more informative and more contextually coherent responses, which demonstrates the potential of the model in practice. For DTR, the knowledge-grounded response generator \mathcal{G}_G firstly generates a factual response with mixed style-related tokens (such as “yeah”, “like”, “not”, “whether”, etc.) and content, then the template generator \mathcal{F} replace them with a tag token [*] to produce a disentangled template, finally the rewriter \mathcal{G}_R modifies the tag [*] to generate some new sentences in different target styles.

B.3 Ablation evaluation

As shown in table 7, we list all ablation evaluation results of Positive, Negative and Polite on Wizard

of Wikipedia and the Topical Chat.

B.4 Manual evaluation

As shown in Table 8, we list all manual evaluation results of Positive, Negative and Polite on Wizard of Wikipedia and the Topical Chat.

B.5 Replace Rate P_r

As shown in Figure 7, we present the F1 and Inner Distinct with different replace rate in Topical Chat.

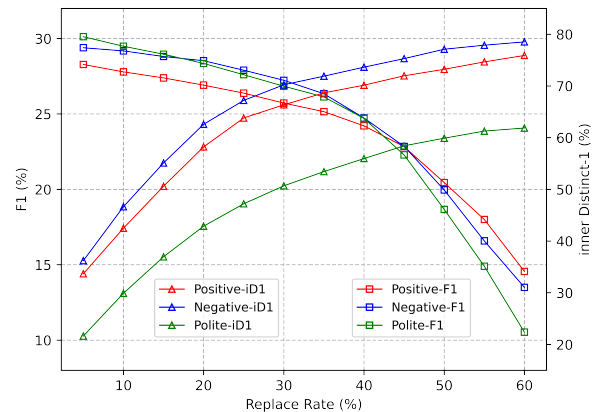


Figure 7: F1 and Inner Distinct with different replace rate in Topical Chat.

B.6 Statistics of frequent style words

As shown in Figure 8, we present the visualization of the style tokens in various style corpus found by the initiated style decoupler.

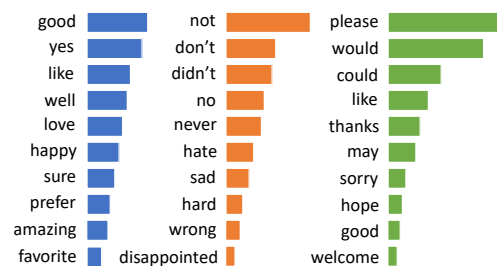


Figure 8: Statistics of frequent new generated words in Positive, Negative, and Polite.

B.7 F1 Drop P_r

As shown in Figure 9 and 10, we present F1 of DTR, StyleDGPT, and SOTA KDG models in different task mode of negative sentiment and polite style.

Dataset	Wizard of Wikipedia				Topical Chat				
	Train	Valid	Test Seen	Test Unseen	Train	Valid Freq.	Valid Rare	Test Freq.	Test Rare
Utterances	166787	17715	8715	8782	188378	11681	11692	11760	11770
Conversations	18430	1948	965	968	8628	539	539	539	539
Average Turns	9.0	9.1	9.0	9.1	21.8	21.6	21.7	21.8	21.8

Table 4: Statistics for Wizard of Wikipedia, Topical Chat datasets.

Knowledge		a grilled cheese sandwich is made by grilling the sandwich with butter or toasting it .
Context		A: hot dog . i love a good hotdog ! B: archery is a sport/skill of using a bow to propel arrows and a great sport it is . A: do you know where archery originated from ? B: it's a delicious sausage sandwich . add a little mustard to it and a coke and that's a fine meal A: absolutely ! need to get me some homemade mustard plants . B: lol ! what other quick meals do you like ? for example grilled cheese with chips ?
Human		i love butter on my grilled cheese !
Positive	\mathcal{G}_G	yeah , i like the grilled cheese sandwich with butter .
	\mathcal{F}	[*] , i [*] the grilled cheese sandwich with butter .
	DTR	certainly , i enjoy the delicious butter on grilled cheese sandwich .
	StyleFusion	yes, i think so too.
	StylizedDU	yes, i heard about the cheese .
Negative	StyleDGPT	i like toasting the sandwich .
	DTR	I don't think so , i hate the grilled cheese sandwich with greasy butter .
	StyleFusion	i hate the other quick meals.
	StylizedDU	i did not know that. what is it about?
Polite	StyleDGPT	i don't know. I think it would be a bad idea.
	DTR	i am so sorry , i ate a little grilled cheese sandwich with butter .
	StyleFusion	you know i am a big fan of cheese sandwich .
	StylizedDU	i don't know. I think it would be a bad idea.
StyleDGPT	thanks for your grilled cheese sanwich .	

Table 5: Case study of Wizard of Wikipedia. Style-related words discovered by the style decoupler are marked in the red color, the generated style-related words of DTR are marked in the blue color, and the knowledge related words of all baselines and our model are marked in the purple color.

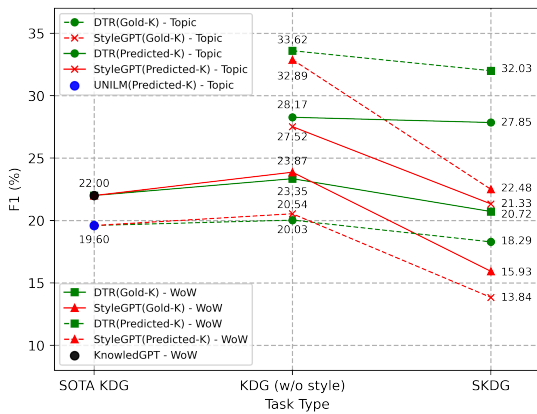


Figure 9: F1 of DTR, StyleDGPT, and SOTA KDG models in different task mode of negative sentiment. Gold-K represents we use ground truth knowledge as input, and Predicted-K represents we use a knowledge selection model to predict top-1 knowledge sentence as input.

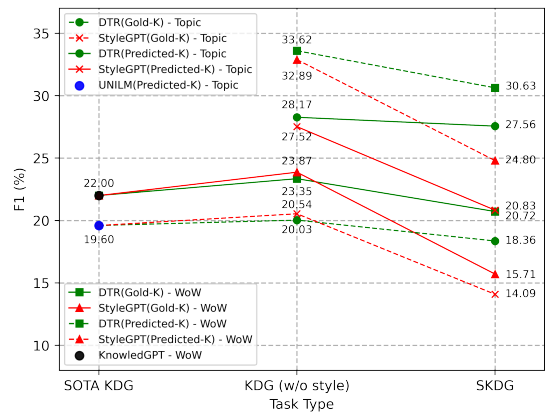


Figure 10: F1 of DTR, StyleDGPT, and SOTA KDG models in different task mode of polite style. Gold-K represents we use ground truth knowledge as input, and Predicted-K represents we use a knowledge selection model to predict top-1 knowledge sentence as input.

Knowledge		Former Partiot RB BenJarvus Green-Ellis has never fumbled the football in his NFL career.
Context		A: cold bench. Then again, I wouldn't want to be some place that cold or watching football. B: I'd rather watch it inside where it's warm. Have you heard about the Georgia Tech-Cumberland game of 1916? A: No, what happened in that game? B: Georgia Tech defeated Cumberland but here's the thing, they defeated them by a score of 222-0! A: That is insane. How could that even happen? B: I don't know but it did. It's the highest scoring game in history. A: I'm sure. I don't even watch much and I couldn't imagine that score. I wonder if most people left or were they curious to see how high it would go? B: I guess it depended on what team you were pulling for. To me, it's surprising that the highest scoring game was in college football and not professional. A: Maybe it is because some are not as good in college so they may be playing against someone not on their level. B: Good point. Professional does have a player that has never fumbled the ball.
Human		I've heard that. Wasn't it a Patriot player?
Positive	\mathcal{G}_G	i am not sure whether he was benjarvus green-ellis.
	\mathcal{F}	i am [*] sure [*] he was benjarvus green-ellis.
	DTR	i am pretty sure, because i am the loyal fan of benjarvus green-ellis .
	StyleFusion StylizedDU StyleDGPT	i think it's funny that green-ellis has never fumbled the football. that's impressive. i agree, the player was former partiot rb benJarvus .
Negative	DTR	i don't know whether he was benjarvus green-ellis as a former partiot rb .
	StyleFusion StylizedDU StyleDGPT	are you a football fan? green-ellis has never fumbled the football. no, i didn't know about nfl.
	DTR	i am sure and please note that he was benjarvus green-ellis .
Polite	StyleFusion StylizedDU StyleDGPT	i also saw the nfl this year. i hope i never fumbled the football. could you please tell me who is the player?

Table 6: Case study of Topical Chat. Style-related words discovered by the style decoupler are marked in the red color, the generated style-related words of DTR are marked in the blue color, and the knowledge related words of all baselines and our model are marked in the purple color.

Style	Models	Wizard of Wikipedia								Topical Chat									
		Style Intensity	Relevance				Diversity				Style Intensity	Relevance				Diversity			
			F1	B-1	B-2	R	D-1	D-2	iD-1	iD-2		F1	B-1	B-2	R	D-1	D-2	iD-1	iD-2
Positive	DTR	0.338	31.3	32.6	20.7	32.6	12.9	35.5	59.6	76.9	0.448	26.4	30.2	18.9	26.0	3.9	11.8	63.8	76.0
	w/o \mathcal{F} Initialization	0.186	23.4	21.2	13.5	21.6	15.1	38.4	67.3	80.4	0.287	15.5	17.9	11.6	16.3	4.8	14.9	69.1	81.3
	w/o \mathcal{F} (TFIDF)	0.244	28.7	28.5	19.0	29.6	13.5	36.6	61.5	78.6	0.369	22.7	26.2	16.0	21.5	4.3	12.3	65.5	76.4
	w/o \mathcal{F} (Classification)	0.256	31.7	30.2	20.9	31.5	13.1	35.3	58.6	76.2	0.375	23.3	26.7	16.5	22.6	3.8	12.1	64.7	75.0
	w/o Rewards	0.307	31.4	28.9	20.2	29.6	12.7	35.1	58.1	76.4	0.424	25.1	29.0	18.3	24.3	4.2	11.9	63.7	74.2
	w/o Cls w/o Sim	0.297 0.340	32.0 30.4	31.5 28.6	20.8 20.2	30.2 29.4	12.0 12.3	34.7 36.5	56.3 61.0	74.3 78.3	0.396 0.452	24.4 26.8	30.7 28.8	19.1 17.9	26.2 24.3	3.9 4.3	11.4 12.1	63.1 64.8	74.5 75.6
Negative	DTR	0.783	32.0	31.1	20.6	31.8	14.3	34.5	66.4	78.7	0.715	27.9	31.2	19.7	26.5	4.5	12.8	67.2	75.3
	w/o \mathcal{F} Initialization	0.508	21.7	20.9	13.8	23.5	17.2	39.7	68.8	81.7	0.425	16.8	16.3	10.1	14.2	5.4	14.3	69.6	77.0
	w/o \mathcal{F} (TFIDF)	0.727	30.1	29.7	18.9	28.7	14.8	34.7	68.5	79.1	0.647	25.7	29.3	18.0	25.4	4.9	12.4	66.4	74.0
	w/o \mathcal{F} (Classification)	0.705	31.0	30.6	20.6	31.0	15.0	35.1	67.9	79.6	0.633	26.2	30.2	18.4	25.7	5.1	13.3	68.3	75.8
	w/o Rewards	0.768	30.9	30.1	20.2	30.6	14.9	35.4	66.8	79.9	0.698	27.1	30.4	18.1	25.3	5.2	12.6	67.0	75.6
	w/o Cls w/o Sim	0.759 0.786	32.1 30.4	31.2 29.9	21.4 19.7	32.1 30.5	13.8 15.2	34.6 35.9	64.3 68.9	78.3 80.8	0.687 0.720	28.0 26.1	31.5 30.6	20.0 19.3	26.9 26.5	4.1 5.5	11.9 12.7	66.1 68.5	73.2 77.3
Polite	DTR	0.287	30.6	29.3	20.5	31.6	12.8	37.4	55.4	68.1	0.403	27.6	30.5	19.8	29.1	4.2	14.6	47.2	62.5
	w/o \mathcal{F} Initialization	0.156	22.9	20.5	11.7	19.6	14.9	40.6	59.8	72.3	0.282	16.1	18.3	12.7	17.5	5.3	16.9	55.8	70.1
	w/o \mathcal{F} (TFIDF)	0.214	27.0	27.8	18.8	29.8	13.0	38.1	56.3	69.3	0.341	23.1	28.0	18.2	26.9	4.9	15.5	48.7	63.5
	w/o \mathcal{F} (Classification)	0.258	30.9	30.2	21.3	32.4	12.2	36.6	52.1	67.0	0.375	25.9	29.4	18.6	27.1	4.0	14.8	47.6	62.8
	w/o Rewards	0.266	31.0	27.8	20.2	31.7	12.6	37.6	55.9	68.5	0.384	26.1	29.1	19.1	27.1	4.3	15.1	47.3	63.6
	w/o Cls w/o Sim	0.265 0.292	32.9 30.7	30.6 27.5	21.3 20.0	32.3 31.2	11.9 13.1	37.0 37.2	53.6 56.3	67.6 69.7	0.379 0.406	27.8 26.9	31.1 28.9	20.1 18.7	29.3 27.8	3.8 4.6	14.3 15.2	45.5 48.0	62.4 65.1

Table 7: Ablation evaluation results.

Style	Models	Style Consistency			Knowledge Preservation			Context Coherence			Fluency			Kappa
		W(%)	L(%)	T(%)	W(%)	L(%)	T(%)	W(%)	L(%)	T(%)	W(%)	L(%)	T(%)	
Wizard of Wikipedia														
Positive	DTR vs. StyleFusion	53.6	17.1	29.3	66.3	10.5	23.2	54.1	10.4	35.5	53.5	21.8	24.7	0.72
	DTR vs. StylizedDU	57.4	24.9	17.7	59.1	24.1	16.8	46.0	23.2	30.8	50.8	23.1	26.1	0.69
	DTR vs. StyleDGPT	56.8	22.2	21.0	58.0	22.8	19.2	52.4	19.5	28.1	54.9	22.3	22.8	0.67
Negative	DTR vs. StyleFusion	59.7	22.9	17.4	65.7	15.9	18.4	58.0	16.7	25.3	55.9	18.2	25.9	0.68
	DTR vs. StylizedDU	57.2	24.0	18.8	57.9	23.0	19.1	50.1	20.9	29.0	46.5	24.8	28.7	0.66
	DTR vs. StyleDGPT	54.8	18.4	26.8	58.2	17.9	23.9	55.0	19.6	25.4	51.0	28.6	20.4	0.65
Polite	DTR vs. StyleFusion	60.9	15.9	23.2	64.3	7.3	28.4	55.3	16.1	28.6	47.1	25.2	27.7	0.70
	DTR vs. StylizedDU	58.7	22.1	19.2	58.6	20.4	21.0	47.8	21.2	31.0	45.6	31.8	22.6	0.66
	DTR vs. StyleDGPT	58.0	21.6	20.4	60.2	21.1	18.7	56.7	20.7	22.6	50.5	29.2	20.3	0.68
Topical Chat														
Positive	DTR vs. StyleFusion	54.8	16.5	28.7	53.0	13.6	33.4	56.0	17.2	26.8	53.5	17.4	29.1	0.69
	DTR vs. StylizedDU	45.9	19.4	34.7	49.1	21.3	29.6	52.7	21.4	25.9	46.7	20.2	33.1	0.63
	DTR vs. StyleDGPT	48.2	23.3	28.5	57.3	20.5	22.2	48.8	24.0	27.2	53.6	23.9	22.5	0.65
Negative	DTR vs. StyleFusion	56.8	8.5	34.2	62.5	10.6	26.9	53.7	10.2	36.1	55.2	16.8	28.0	0.73
	DTR vs. StylizedDU	49.2	16.8	34.0	55.8	24.9	19.3	50.9	22.4	26.7	38.7	25.1	36.2	0.66
	DTR vs. StyleDGPT	56.7	21.6	21.7	51.6	27.4	21.0	54.0	22.6	23.4	52.6	22.9	24.5	0.64
Polite	DTR vs. StyleFusion	58.2	12.6	29.2	56.5	8.9	34.6	58.3	11.6	30.1	50.7	23.1	26.2	0.68
	DTR vs. StylizedDU	54.6	17.1	28.3	48.0	23.8	28.2	48.2	25.1	26.7	46.0	28.3	25.7	0.70
	DTR vs. StyleDGPT	49.8	19.3	30.9	46.5	28.1	25.4	45.6	27.3	27.1	53.5	21.1	25.4	0.65

Table 8: Manual evaluation results. W, L, and T refer to Win, Lose, and Tie, respectively. The ratios are calculated by combining labels from the three annotators.